

TEST DATA OF ADA1000F

ADA1000F-30
(200V INPUT)

Regulated DC power supply
Feb. 10, 2003

Approved by : Kuniaki Nagahara
Kuniaki Nagahara Design Manager

Prepared by : Toshihisa Miura
Toshihisa Miura Design Engineer

INPUT : AC 170~264V

OUTPUT : V1:30V 33.5A

コーセル株式会社
COSEL CO.,LTD.

CONTENTS

1. Line Regulation	1
靜的入力変動	
2. Input Current (by Load Power)	2
入力電流 (負荷電力特性)	
3. Input Power (by Load Power)	3
入力電力 (負荷電力特性)	
4. Efficiency (by Input Voltage)	4
効率 (入力電圧特性)	
5. Efficiency (by Load Power)	5
効率 (負荷電力特性)	
6. Power Factor (by Input Voltage)	6
力率 (入力電圧特性)	
7. Power Factor (by Load Power)	7
力率 (負荷電力特性)	
8. Hold-Up Time (by Load Power)	8
出力保持時間 (負荷電力特性)	
9. Instantaneous Interruption Compensation (by Load Power)	9
瞬時停電保障 (負荷電力特性)	
10. Load Regulation	10
靜的負荷変動	
11. Ripple Voltage (by Load Current)	11
リップル電圧 (負荷電流特性)	
12. Ripple-Noise	12
リップルノイズ	
13. Overcurrent Protection	13
過電流保護	
14. Overvoltage Protection	14
過電圧保護	
15. Inrush Current	15
突入電流	
16. Rise and Fall Time	16
立上り、立下り時間	
17. Ambient Temperature Drift	17
周囲温度変動	
18. Minimum Input Voltage for Regulated Output Voltage	18
最低レギュレーション電圧	
19. Ripple Voltage (by Ambient Temperature)	19
リップル電圧 (周囲温度特性)	
20. Time Lapse Drift	20
経時ドリフト	
21. Output Voltage Accuracy	21
定電圧精度	
22. Leakage Current	22
漏洩電流	
23. Figure of Testing Circuitry	23
測定回路図	

COSEL

Model	ADA1000F (ADA1000F-30)																																		
Item	Line Regulation 静的入力変動		Temperature 25℃ Testing Circuitry Figure A																																
Object	V1:+30V33. 5A																																		
1. Graph		2. Values																																	
<div><div>---□--- Load 50%</div><div>—△— Load 100%</div></div> <p>Output Voltage [V]</p> <p>Input Voltage [V]</p>		<table><tr><th rowspan="2">Input Voltage [V]</th><th colspan="2">Output Voltage [V]</th></tr><tr><th>Load 50%</th><th>Load 100%</th></tr><tr><td>150</td><td>30.060</td><td>30.037</td></tr><tr><td>160</td><td>30.057</td><td>30.036</td></tr><tr><td>170</td><td>30.056</td><td>30.035</td></tr><tr><td>180</td><td>30.055</td><td>30.035</td></tr><tr><td>200</td><td>30.052</td><td>30.034</td></tr><tr><td>220</td><td>30.051</td><td>30.033</td></tr><tr><td>240</td><td>30.050</td><td>30.032</td></tr><tr><td>264</td><td>30.048</td><td>30.032</td></tr><tr><td>280</td><td>30.046</td><td>30.031</td></tr></table>		Input Voltage [V]	Output Voltage [V]		Load 50%	Load 100%	150	30.060	30.037	160	30.057	30.036	170	30.056	30.035	180	30.055	30.035	200	30.052	30.034	220	30.051	30.033	240	30.050	30.032	264	30.048	30.032	280	30.046	30.031
Input Voltage [V]	Output Voltage [V]																																		
	Load 50%	Load 100%																																	
150	30.060	30.037																																	
160	30.057	30.036																																	
170	30.056	30.035																																	
180	30.055	30.035																																	
200	30.052	30.034																																	
220	30.051	30.033																																	
240	30.050	30.032																																	
264	30.048	30.032																																	
280	30.046	30.031																																	
Note: Slanted line shows the range of the rated input voltage.																																			
(注) 斜線は定格入力電圧範囲を示す。																																			

COSEL

Model		ADA1000F (ADA1000F-30)		Temperature		25℃																																																				
Item		Input Current (by Load Current) 入力電流 (負荷電力特性)		Testing Circuitry		Figure A																																																				
Object																																																										
1. Graph		—△— Input Volt. 170 V ---□--- Input Volt. 200 V ---○--- Input Volt. 264 V		2. Values																																																						
<div><div>Input Current [A]</div><div><div>Load Power [W]</div></div></div>		<table><tr><th rowspan="2">Load Power [W]</th><th colspan="3">Input Current [A]</th></tr><tr><th>Input Volt. 170[V]</th><th>Input Volt. 200[V]</th><th>Input Volt. 264[V]</th></tr><tr><td>0.0</td><td>0.270</td><td>0.270</td><td>0.280</td></tr><tr><td>201.0</td><td>1.580</td><td>1.370</td><td>1.110</td></tr><tr><td>402.0</td><td>2.830</td><td>2.430</td><td>1.950</td></tr><tr><td>603.0</td><td>4.100</td><td>3.500</td><td>2.710</td></tr><tr><td>804.0</td><td>5.400</td><td>4.600</td><td>3.520</td></tr><tr><td>1005.0</td><td>6.710</td><td>5.710</td><td>4.360</td></tr><tr><td>1105.5</td><td>7.370</td><td>6.260</td><td>4.770</td></tr><tr><td>—</td><td>—</td><td>—</td><td>—</td></tr><tr><td>—</td><td>—</td><td>—</td><td>—</td></tr><tr><td>—</td><td>—</td><td>—</td><td>—</td></tr><tr><td>—</td><td>—</td><td>—</td><td>—</td></tr></table>						Load Power [W]	Input Current [A]			Input Volt. 170[V]	Input Volt. 200[V]	Input Volt. 264[V]	0.0	0.270	0.270	0.280	201.0	1.580	1.370	1.110	402.0	2.830	2.430	1.950	603.0	4.100	3.500	2.710	804.0	5.400	4.600	3.520	1005.0	6.710	5.710	4.360	1105.5	7.370	6.260	4.770	—	—	—	—	—	—	—	—	—	—	—	—	—	—	—	—
Load Power [W]	Input Current [A]																																																									
	Input Volt. 170[V]	Input Volt. 200[V]	Input Volt. 264[V]																																																							
0.0	0.270	0.270	0.280																																																							
201.0	1.580	1.370	1.110																																																							
402.0	2.830	2.430	1.950																																																							
603.0	4.100	3.500	2.710																																																							
804.0	5.400	4.600	3.520																																																							
1005.0	6.710	5.710	4.360																																																							
1105.5	7.370	6.260	4.770																																																							
—	—	—	—																																																							
—	—	—	—																																																							
—	—	—	—																																																							
—	—	—	—																																																							
Note: Slanted line shows the range of the rated load power.																																																										
(注) 斜線は定格電力範囲を示す。																																																										

BC-3473

COSEL

Model		ADA1000F (ADA1000F-30)		Temperature 25℃	
Item		Efficiency (by Input Voltage) 効率 (入力電圧特性)		Testing Circuitry Figure A	
Object					

1. Graph

□

Load 50%

—

△

—

Load 100%

Efficiency [%]

100

96

92

88

84

80

76

72

140

180

220

260

300

Input Voltage [V]

Note: Slanted line shows the range of the rated input voltage.

(注) 斜線は定格入力電圧範囲を示す。

2. Values

Input Voltage [V]	Efficiency [%]	
	Load 50%	Load 100%
150	86.7	88.1
160	86.7	88.3
170	86.7	88.3
180	86.7	88.5
200	86.8	88.8
220	87.2	89.0
240	87.1	89.2
264	87.6	89.3
280	87.6	89.4

COSEL

Model		ADA1000F (ADA1000F-30)		Temperature		25℃																																																				
Item		Efficiency (by Load Power) 効率 (負荷電力特性)		Testing Circuitry		Figure A																																																				
Object																																																										
1. Graph		—△— Input Volt. 170 V ---□--- Input Volt. 200 V -·-○-·- Input Volt. 264 V		2. Values																																																						
<div><div>Efficiency [%]</div><div><div>Load Power [W]</div></div></div>		<table><tr><th rowspan="2">Load Power [W]</th><th colspan="3">Efficiency [%]</th></tr><tr><th>Input Volt. 170[V]</th><th>Input Volt. 200[V]</th><th>Input Volt. 264[V]</th></tr><tr><td>0.0</td><td>—</td><td>—</td><td>—</td></tr><tr><td>201.0</td><td>78.7</td><td>78.7</td><td>78.7</td></tr><tr><td>402.0</td><td>85.3</td><td>85.9</td><td>86.4</td></tr><tr><td>603.0</td><td>87.3</td><td>87.8</td><td>88.1</td></tr><tr><td>804.0</td><td>88.1</td><td>88.7</td><td>89.0</td></tr><tr><td>1005.0</td><td>88.4</td><td>88.8</td><td>89.4</td></tr><tr><td>1105.5</td><td>88.5</td><td>88.9</td><td>89.3</td></tr><tr><td>—</td><td>—</td><td>—</td><td>—</td></tr><tr><td>—</td><td>—</td><td>—</td><td>—</td></tr><tr><td>—</td><td>—</td><td>—</td><td>—</td></tr><tr><td>—</td><td>—</td><td>—</td><td>—</td></tr></table>						Load Power [W]	Efficiency [%]			Input Volt. 170[V]	Input Volt. 200[V]	Input Volt. 264[V]	0.0	—	—	—	201.0	78.7	78.7	78.7	402.0	85.3	85.9	86.4	603.0	87.3	87.8	88.1	804.0	88.1	88.7	89.0	1005.0	88.4	88.8	89.4	1105.5	88.5	88.9	89.3	—	—	—	—	—	—	—	—	—	—	—	—	—	—	—	—
Load Power [W]	Efficiency [%]																																																									
	Input Volt. 170[V]	Input Volt. 200[V]	Input Volt. 264[V]																																																							
0.0	—	—	—																																																							
201.0	78.7	78.7	78.7																																																							
402.0	85.3	85.9	86.4																																																							
603.0	87.3	87.8	88.1																																																							
804.0	88.1	88.7	89.0																																																							
1005.0	88.4	88.8	89.4																																																							
1105.5	88.5	88.9	89.3																																																							
—	—	—	—																																																							
—	—	—	—																																																							
—	—	—	—																																																							
—	—	—	—																																																							
Note: Slanted line shows the range of the rated load power.																																																										
(注) 斜線は定格電力範囲を示す。																																																										

COSEL

Model		ADA1000F (ADA1000F-30)		Temperature		25℃																																	
Item		Power Factor (by Input Voltage) 力率 (入力電圧特性)		Testing Circuitry		Figure A																																	
Object																																							
1. Graph				2. Values																																			
<div><div><div>---□---</div><div>Load 50%</div></div><div><div>---△---</div><div>Load 100%</div></div></div> <table><thead><tr><th rowspan="2">Input Voltage [V]</th><th colspan="2">Power Factor</th></tr><tr><th>Load 50%</th><th>Load 100%</th></tr></thead><tbody><tr><td>150</td><td>0.981</td><td>0.996</td></tr><tr><td>160</td><td>0.981</td><td>0.993</td></tr><tr><td>170</td><td>0.980</td><td>0.993</td></tr><tr><td>180</td><td>0.980</td><td>0.990</td></tr><tr><td>200</td><td>0.971</td><td>0.988</td></tr><tr><td>220</td><td>0.961</td><td>0.985</td></tr><tr><td>240</td><td>0.955</td><td>0.981</td></tr><tr><td>264</td><td>0.938</td><td>0.975</td></tr><tr><td>280</td><td>0.893</td><td>0.952</td></tr></tbody></table>				Input Voltage [V]	Power Factor		Load 50%	Load 100%	150	0.981	0.996	160	0.981	0.993	170	0.980	0.993	180	0.980	0.990	200	0.971	0.988	220	0.961	0.985	240	0.955	0.981	264	0.938	0.975	280	0.893	0.952				
Input Voltage [V]	Power Factor																																						
	Load 50%	Load 100%																																					
150	0.981	0.996																																					
160	0.981	0.993																																					
170	0.980	0.993																																					
180	0.980	0.990																																					
200	0.971	0.988																																					
220	0.961	0.985																																					
240	0.955	0.981																																					
264	0.938	0.975																																					
280	0.893	0.952																																					
<div>Note: Slanted line shows the range of the rated input voltage.</div> <div>(注) 斜線は定格入力電圧範囲を示す。</div>																																							

COSEL

Model	ADA1000F (ADA1000F-30)																																																					
Item	Power Factor (by Load Power) 力率 (負荷電力特性)	Temperature Testing Circuitry	25°C Figure A																																																			
Object																																																						
1. Graph	<div> <div>—△— Input Volt. 170 V</div> <div>- - □ - - Input Volt. 200 V</div> <div>- · - ○ - · - Input Volt. 264 V</div> </div> <p>Power Factor</p> <p>Load Power [W]</p>																																																					
2. Values	<table border="1"> <thead> <tr> <th rowspan="2">Load Power [W]</th><th colspan="3">Power Factor</th></tr> <tr> <th>Input Volt. 170[V]</th><th>Input Volt. 200[V]</th><th>Input Volt. 264[V]</th></tr> </thead> <tbody> <tr><td>0.0</td><td>0.565</td><td>0.481</td><td>0.351</td></tr> <tr><td>201.0</td><td>0.937</td><td>0.920</td><td>0.860</td></tr> <tr><td>402.0</td><td>0.971</td><td>0.957</td><td>0.897</td></tr> <tr><td>603.0</td><td>0.984</td><td>0.976</td><td>0.951</td></tr> <tr><td>804.0</td><td>0.990</td><td>0.982</td><td>0.969</td></tr> <tr><td>1005.0</td><td>0.993</td><td>0.988</td><td>0.974</td></tr> <tr><td>1105.5</td><td>0.994</td><td>0.989</td><td>0.979</td></tr> <tr><td>—</td><td>—</td><td>—</td><td>—</td></tr> <tr><td>—</td><td>—</td><td>—</td><td>—</td></tr> <tr><td>—</td><td>—</td><td>—</td><td>—</td></tr> <tr><td>—</td><td>—</td><td>—</td><td>—</td></tr> </tbody> </table>			Load Power [W]	Power Factor			Input Volt. 170[V]	Input Volt. 200[V]	Input Volt. 264[V]	0.0	0.565	0.481	0.351	201.0	0.937	0.920	0.860	402.0	0.971	0.957	0.897	603.0	0.984	0.976	0.951	804.0	0.990	0.982	0.969	1005.0	0.993	0.988	0.974	1105.5	0.994	0.989	0.979	—	—	—	—	—	—	—	—	—	—	—	—	—	—	—	—
Load Power [W]	Power Factor																																																					
	Input Volt. 170[V]	Input Volt. 200[V]	Input Volt. 264[V]																																																			
0.0	0.565	0.481	0.351																																																			
201.0	0.937	0.920	0.860																																																			
402.0	0.971	0.957	0.897																																																			
603.0	0.984	0.976	0.951																																																			
804.0	0.990	0.982	0.969																																																			
1005.0	0.993	0.988	0.974																																																			
1105.5	0.994	0.989	0.979																																																			
—	—	—	—																																																			
—	—	—	—																																																			
—	—	—	—																																																			
—	—	—	—																																																			
<p>Note: Slanted line shows the range of the rated load power.</p> <p>(注) 斜線は定格電力範囲を示す。</p>																																																						

COSEL

Model		ADA1000F (ADA1000F-30)		Temperature		25℃																																																				
Item		Hold-Up Time (by Load Power) 出力保持時間 (負荷電力特性)		Testing Circuitry		Figure A																																																				
Object																																																										
1. Graph				2. Values																																																						
<div><div><div>—△— Input Volt. 170V</div><div>---□--- Input Volt. 200V</div><div>---○--- Input Volt. 264V</div></div><div>Hold-Up Time [mS]</div><div>Load Power [W]</div></div> <div><p>This duration covers from Shut-off of input voltage to the moment when output voltage descends to the rated range of voltage accuracy.</p><p>Note: Slanted line shows the range of the rated load power.</p><p>出力保持時間とは、入力電圧断から出力電圧が定電圧精度の範囲を保持しているところまでの時間。</p><p>(注) 斜線は定格電力範囲を示す。</p></div>				<table><tr><th rowspan="2">Load Power [W]</th><th colspan="3">Hold-Up Time [mS]</th></tr><tr><th>Input Volt. 170[V]</th><th>Input Volt. 200[V]</th><th>Input Volt. 264[V]</th></tr><tr><td>0.0</td><td>—</td><td>—</td><td>—</td></tr><tr><td>201.0</td><td>169</td><td>171</td><td>173</td></tr><tr><td>402.0</td><td>87</td><td>88</td><td>90</td></tr><tr><td>603.0</td><td>57</td><td>59</td><td>60</td></tr><tr><td>804.0</td><td>42</td><td>43</td><td>44</td></tr><tr><td>1005.0</td><td>33</td><td>34</td><td>35</td></tr><tr><td>1105.5</td><td>29</td><td>30</td><td>32</td></tr><tr><td>—</td><td>—</td><td>—</td><td>—</td></tr><tr><td>—</td><td>—</td><td>—</td><td>—</td></tr><tr><td>—</td><td>—</td><td>—</td><td>—</td></tr><tr><td>—</td><td>—</td><td>—</td><td>—</td></tr></table>				Load Power [W]	Hold-Up Time [mS]			Input Volt. 170[V]	Input Volt. 200[V]	Input Volt. 264[V]	0.0	—	—	—	201.0	169	171	173	402.0	87	88	90	603.0	57	59	60	804.0	42	43	44	1005.0	33	34	35	1105.5	29	30	32	—	—	—	—	—	—	—	—	—	—	—	—	—	—	—	—
Load Power [W]	Hold-Up Time [mS]																																																									
	Input Volt. 170[V]	Input Volt. 200[V]	Input Volt. 264[V]																																																							
0.0	—	—	—																																																							
201.0	169	171	173																																																							
402.0	87	88	90																																																							
603.0	57	59	60																																																							
804.0	42	43	44																																																							
1005.0	33	34	35																																																							
1105.5	29	30	32																																																							
—	—	—	—																																																							
—	—	—	—																																																							
—	—	—	—																																																							
—	—	—	—																																																							

COSEL

Model		ADA1000F (ADA1000F-30)		Temperature		25℃																																																				
Item		Instantaneous Interruption Compensation (by Load Power) 瞬時停電保障 (負荷電力特性)		Testing Circuitry		Figure A																																																				
Object																																																										
1. Graph				2. Values																																																						
<div><div>—△—</div>Input Volt. 170V</div> <div><div>---□---</div>Input Volt. 200V</div> <div><div>---○---</div>Input Volt. 264V</div> <p>Instantaneous Compensation Time [mS]</p> <p>Load Power [W]</p>				<table><tr><th rowspan="2">Load Power [W]</th><th colspan="3">Time [mS]</th></tr><tr><th>Input Volt. 170[V]</th><th>Input Volt. 200[V]</th><th>Input Volt. 264[V]</th></tr><tr><td>0.0</td><td>—</td><td>—</td><td>—</td></tr><tr><td>201.0</td><td>148</td><td>170</td><td>172</td></tr><tr><td>402.0</td><td>69</td><td>78</td><td>88</td></tr><tr><td>603.0</td><td>46</td><td>46</td><td>60</td></tr><tr><td>804.0</td><td>40</td><td>40</td><td>44</td></tr><tr><td>1005.0</td><td>32</td><td>34</td><td>35</td></tr><tr><td>1105.5</td><td>29</td><td>30</td><td>31</td></tr><tr><td>—</td><td>—</td><td>—</td><td>—</td></tr><tr><td>—</td><td>—</td><td>—</td><td>—</td></tr><tr><td>—</td><td>—</td><td>—</td><td>—</td></tr><tr><td>—</td><td>—</td><td>—</td><td>—</td></tr></table>				Load Power [W]	Time [mS]			Input Volt. 170[V]	Input Volt. 200[V]	Input Volt. 264[V]	0.0	—	—	—	201.0	148	170	172	402.0	69	78	88	603.0	46	46	60	804.0	40	40	44	1005.0	32	34	35	1105.5	29	30	31	—	—	—	—	—	—	—	—	—	—	—	—	—	—	—	—
Load Power [W]	Time [mS]																																																									
	Input Volt. 170[V]	Input Volt. 200[V]	Input Volt. 264[V]																																																							
0.0	—	—	—																																																							
201.0	148	170	172																																																							
402.0	69	78	88																																																							
603.0	46	46	60																																																							
804.0	40	40	44																																																							
1005.0	32	34	35																																																							
1105.5	29	30	31																																																							
—	—	—	—																																																							
—	—	—	—																																																							
—	—	—	—																																																							
—	—	—	—																																																							
Note: Slanted line shows the range of the rated load power.																																																										
(注) 斜線は定格電力範囲を示す。																																																										

COSEL

Model		ADA1000F (ADA1000F-30)		Temperature		25℃																																																
Item		Load Regulation 静的負荷変動		Testing Circuitry		Figure A																																																
Object		V1:+30V33.5A																																																				
1. Graph				2. Values																																																		
<div><div><div>—△—</div><div>Input Volt.</div><div>170 V</div></div><div><div>---□---</div><div>Input Volt.</div><div>200 V</div></div><div><div>---○---</div><div>Input Volt.</div><div>264 V</div></div></div> <div><div><div>Output Voltage [V]</div><div>30.30</div><div>30.20</div><div>30.10</div><div>30.00</div><div>29.90</div><div>29.80</div><div>29.70</div><div>29.60</div></div><div><div><div>0</div><div>10</div><div>20</div><div>30</div><div>40</div></div><div><div>Load Current [A]</div></div></div></div> <table><tr><th rowspan="2">Load Current [A]</th><th colspan="3">Output Voltage [V]</th></tr><tr><th>Input Volt. 170[V]</th><th>Input Volt. 200[V]</th><th>Input Volt. 264[V]</th></tr><tr><td>0.00</td><td>30.057</td><td>30.055</td><td>30.053</td></tr><tr><td>6.00</td><td>30.039</td><td>30.038</td><td>30.036</td></tr><tr><td>12.00</td><td>30.037</td><td>30.035</td><td>30.035</td></tr><tr><td>18.00</td><td>30.033</td><td>30.033</td><td>30.032</td></tr><tr><td>24.00</td><td>30.030</td><td>30.030</td><td>30.029</td></tr><tr><td>30.00</td><td>30.027</td><td>30.026</td><td>30.026</td></tr><tr><td>33.50</td><td>30.026</td><td>30.025</td><td>30.024</td></tr><tr><td>36.85</td><td>30.023</td><td>30.023</td><td>30.023</td></tr><tr><td>—</td><td>—</td><td>—</td><td>—</td></tr><tr><td>—</td><td>—</td><td>—</td><td>—</td></tr><tr><td>—</td><td>—</td><td>—</td><td>—</td></tr></table> <div><div>Note: Slanted line shows the range of the rated load current.</div><div>(注) 斜線は定格負荷電流範囲を示す。</div></div>				Load Current [A]	Output Voltage [V]			Input Volt. 170[V]	Input Volt. 200[V]	Input Volt. 264[V]	0.00	30.057	30.055	30.053	6.00	30.039	30.038	30.036	12.00	30.037	30.035	30.035	18.00	30.033	30.033	30.032	24.00	30.030	30.030	30.029	30.00	30.027	30.026	30.026	33.50	30.026	30.025	30.024	36.85	30.023	30.023	30.023	—	—	—	—	—	—	—	—	—	—	—	—
Load Current [A]	Output Voltage [V]																																																					
	Input Volt. 170[V]	Input Volt. 200[V]	Input Volt. 264[V]																																																			
0.00	30.057	30.055	30.053																																																			
6.00	30.039	30.038	30.036																																																			
12.00	30.037	30.035	30.035																																																			
18.00	30.033	30.033	30.032																																																			
24.00	30.030	30.030	30.029																																																			
30.00	30.027	30.026	30.026																																																			
33.50	30.026	30.025	30.024																																																			
36.85	30.023	30.023	30.023																																																			
—	—	—	—																																																			
—	—	—	—																																																			
—	—	—	—																																																			

COSEL

Model		ADA1000F (ADA1000F-30)	
Item		Ripple Voltage (by Load Current) リップル電圧 (負荷特性)	
Object		V1:+30V33. 5A	

1. Graph

—△—

Input Volt.

170 V

---○---

Input Volt.

264 V

200

180

160

140

120

100

80

60

40

20

0

Ripple Voltage [mV]

COSEL

Model	ADA1000F (ADA1000F-30)	Temperature	25°C
Item	Ripple-Noise リップルノイズ	Testing Circuitry	Figure A
Object	V1:+30V33.5A		

1. Graph

—△— Input Volt. 170 V
 ---○--- Input Volt. 264 V

Ripple-Noise [mV]

Load Current [A]

Ripple-Noise is shown as p-p in the figure below.
 Note: Slanted line shows the range of the rated load current.

リップルノイズは、下図p-p値で示される。
 (注) 斜線は定格負荷電流範囲を示す。

T1: Due to AC Input Line
 入力商用周期
 T2: Due to Switching
 スイッチング周期

Fig. Complex Ripple Wave Form
 図 リップル波形詳細図

2. Values

Load Current [A]	Ripple-Noise [mV]	
	Input Volt. 170[V]	Input Volt. 264[V]
0.00	20	20
6.00	25	25
12.00	25	25
18.00	30	30
24.00	40	40
30.00	55	55
33.50	60	60
36.85	65	65
—	—	—
—	—	—
—	—	—

COSEL

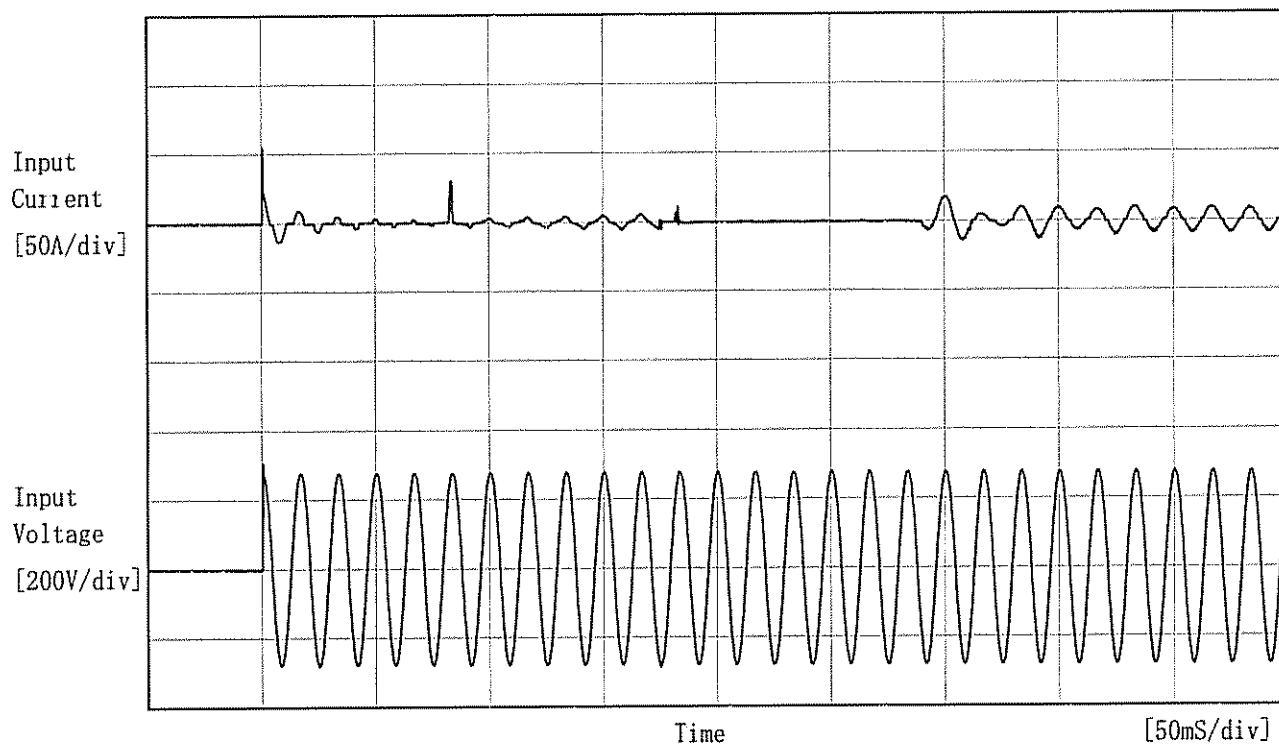
Model		ADA1000F (ADA1000F-30)		Temperature		25℃																																																								
Item		Overcurrent Protection 過電流保護		Testing Circuitry		Figure A																																																								
Object		V1:+30V33.5A																																																												
1. Graph				2. Values																																																										
<div><div>—</div>Input Volt. 170 V</div> <div><div>—</div>Input Volt. 200 V</div> <div><div>—</div>Input Volt. 264 V</div> <p>Output Voltage [V]</p> <p>Load Current [A]</p>				<table><tr><th rowspan="2">Output Voltage [V]</th><th colspan="3">Load Current [A]</th></tr><tr><th>Input Volt. 170[V]</th><th>Input Volt. 200[V]</th><th>Input Volt. 264[V]</th></tr><tr><td>30.0</td><td>71.32</td><td>71.53</td><td>71.71</td></tr><tr><td>28.5</td><td>71.88</td><td>72.00</td><td>72.46</td></tr><tr><td>27.0</td><td>72.45</td><td>72.70</td><td>72.84</td></tr><tr><td>24.0</td><td>73.57</td><td>73.65</td><td>73.77</td></tr><tr><td>21.0</td><td>74.41</td><td>74.47</td><td>74.52</td></tr><tr><td>18.0</td><td>75.35</td><td>75.41</td><td>75.42</td></tr><tr><td>—</td><td>—</td><td>—</td><td>—</td></tr><tr><td>—</td><td>—</td><td>—</td><td>—</td></tr><tr><td>—</td><td>—</td><td>—</td><td>—</td></tr><tr><td>—</td><td>—</td><td>—</td><td>—</td></tr><tr><td>—</td><td>—</td><td>—</td><td>—</td></tr><tr><td>—</td><td>—</td><td>—</td><td>—</td></tr></table>				Output Voltage [V]	Load Current [A]			Input Volt. 170[V]	Input Volt. 200[V]	Input Volt. 264[V]	30.0	71.32	71.53	71.71	28.5	71.88	72.00	72.46	27.0	72.45	72.70	72.84	24.0	73.57	73.65	73.77	21.0	74.41	74.47	74.52	18.0	75.35	75.41	75.42	—	—	—	—	—	—	—	—	—	—	—	—	—	—	—	—	—	—	—	—	—	—	—	—
Output Voltage [V]	Load Current [A]																																																													
	Input Volt. 170[V]	Input Volt. 200[V]	Input Volt. 264[V]																																																											
30.0	71.32	71.53	71.71																																																											
28.5	71.88	72.00	72.46																																																											
27.0	72.45	72.70	72.84																																																											
24.0	73.57	73.65	73.77																																																											
21.0	74.41	74.47	74.52																																																											
18.0	75.35	75.41	75.42																																																											
—	—	—	—																																																											
—	—	—	—																																																											
—	—	—	—																																																											
—	—	—	—																																																											
—	—	—	—																																																											
—	—	—	—																																																											
<p>Note: Slanted line shows the range of the rated load current.</p> <p>(注) 斜線は定格負荷電流範囲を示す。</p> <p>Intermittent operation occurs when the output voltage is from 18V to 0V.</p> <p>18V～0V間は、間欠モードとなる。</p>																																																														

COSEL

Model	ADA1000F (ADA1000F-30)																																																						
Item	Overvoltage Protection 過電圧保護																																																						
Object	V1:+30V33.5A																																																						
1. Graph					<div><div>—△— Input Volt. 170 V</div><div>---□--- Input Volt. 200 V</div><div>-·-○-·- Input Volt. 264 V</div></div> <p>Operating Point [V]</p> <p>Ambient Temperature [°C]</p> <p>Load 0%</p>																																																		
2. Values		<table><tr><th rowspan="2">Ambient Temperature [°C]</th><th colspan="3">Operating Point [V]</th></tr><tr><th>Input Volt. 170[V]</th><th>Input Volt. 200[V]</th><th>Input Volt. 264[V]</th></tr><tr><td>-20</td><td>43.43</td><td>43.43</td><td>43.43</td></tr><tr><td>-10</td><td>43.82</td><td>43.82</td><td>43.83</td></tr><tr><td>0</td><td>44.18</td><td>44.18</td><td>44.18</td></tr><tr><td>10</td><td>44.47</td><td>44.47</td><td>44.47</td></tr><tr><td>20</td><td>44.88</td><td>44.87</td><td>44.87</td></tr><tr><td>25</td><td>45.11</td><td>45.11</td><td>45.11</td></tr><tr><td>30</td><td>45.29</td><td>45.29</td><td>45.29</td></tr><tr><td>40</td><td>45.58</td><td>45.58</td><td>45.58</td></tr><tr><td>50</td><td>45.99</td><td>45.99</td><td>45.99</td></tr><tr><td>60</td><td>46.29</td><td>46.28</td><td>46.28</td></tr><tr><td>--</td><td>—</td><td>—</td><td>—</td></tr></table>			Ambient Temperature [°C]	Operating Point [V]			Input Volt. 170[V]	Input Volt. 200[V]	Input Volt. 264[V]	-20	43.43	43.43	43.43	-10	43.82	43.82	43.83	0	44.18	44.18	44.18	10	44.47	44.47	44.47	20	44.88	44.87	44.87	25	45.11	45.11	45.11	30	45.29	45.29	45.29	40	45.58	45.58	45.58	50	45.99	45.99	45.99	60	46.29	46.28	46.28	--	—	—	—
Ambient Temperature [°C]	Operating Point [V]																																																						
	Input Volt. 170[V]	Input Volt. 200[V]	Input Volt. 264[V]																																																				
-20	43.43	43.43	43.43																																																				
-10	43.82	43.82	43.83																																																				
0	44.18	44.18	44.18																																																				
10	44.47	44.47	44.47																																																				
20	44.88	44.87	44.87																																																				
25	45.11	45.11	45.11																																																				
30	45.29	45.29	45.29																																																				
40	45.58	45.58	45.58																																																				
50	45.99	45.99	45.99																																																				
60	46.29	46.28	46.28																																																				
--	—	—	—																																																				
Note: Slanted line shows the range of the rated ambient temperature.																																																							
(注) 斜線は定格周囲温度範囲を示す。																																																							

COSEL

Model	ADA1000F (ADA1000F-30)	Temperature	25°C
Item	Inrush Current 突入電流	Testing Circuitry	Figure A
Object	_____		



Input Voltage 200 V

Frequency 60 Hz

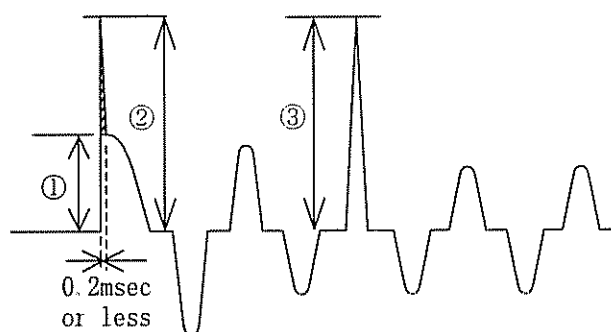
Load 100 %

Inrush Current

① 24.6 [A]

② 54.7 [A] (0.2msec or less)*1

③ 20.4 [A]



*1 The specification of the inrush current (primary surge) means that the surge current to a built-in noise filter (0.2msec or less : waveform ②) is excluded.

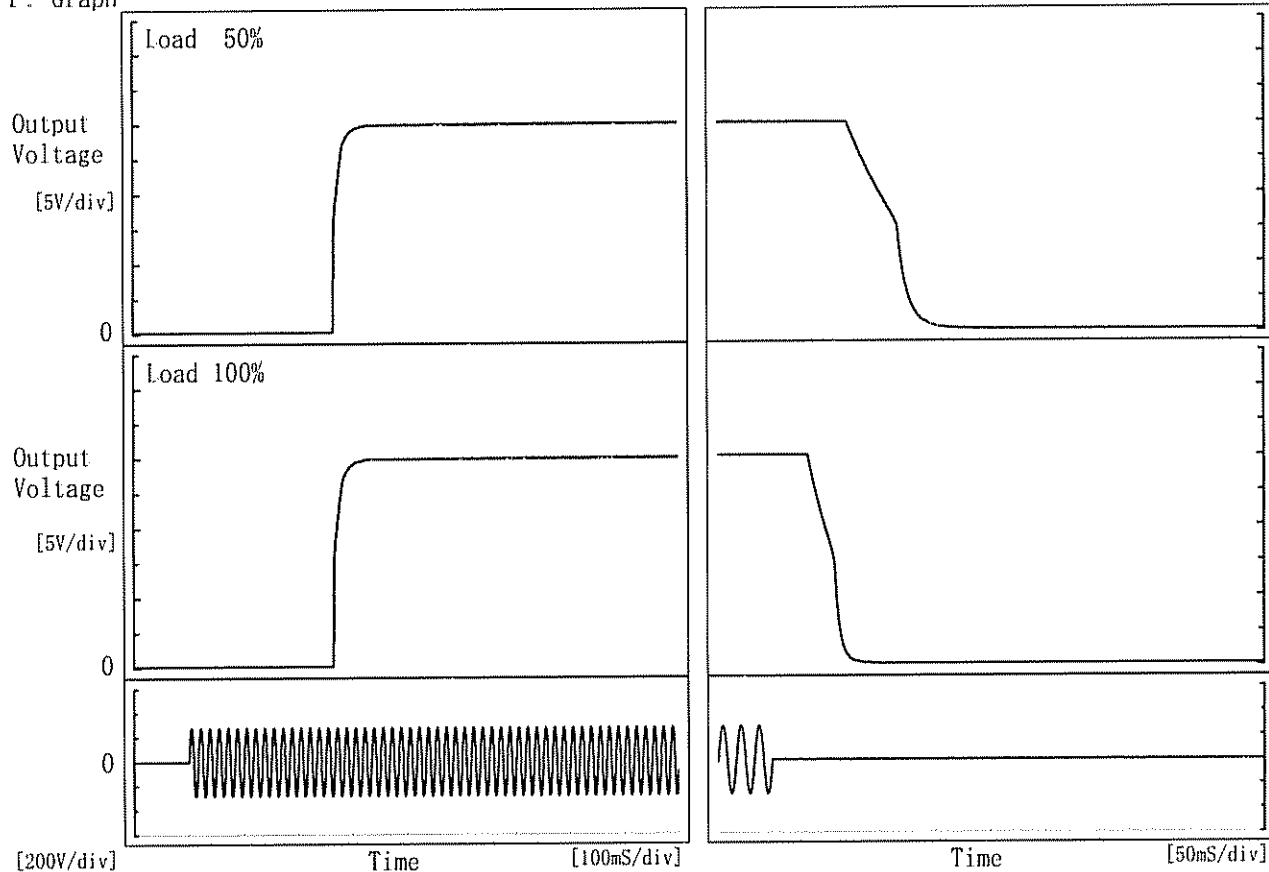
本製品の突入電流(1次サージ)の仕様は、内蔵ノイズフィルタ部へのサージ電流(0.2msec以下:波形②)を除きます。

COSEL

Model	ADA1000F (ADA1000F-30)	Temperature	25°C
Item	Rise and Fall Time 立上り、立下り時間	Testing Circuitry	Figure A
Object	V1:+30V33.5A		

1. Graph

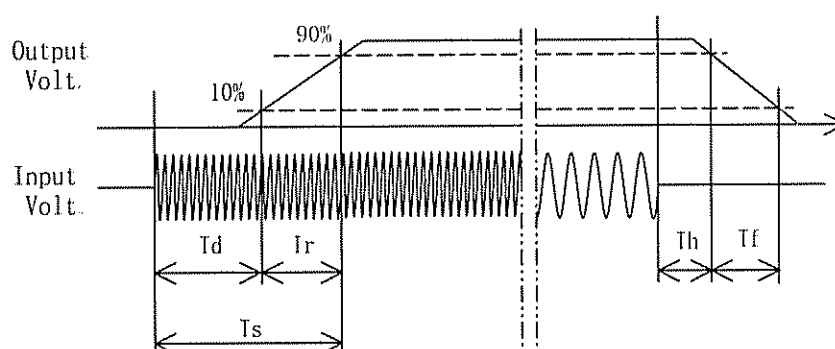
Input Volt. 200 V



2. Values

[mS]

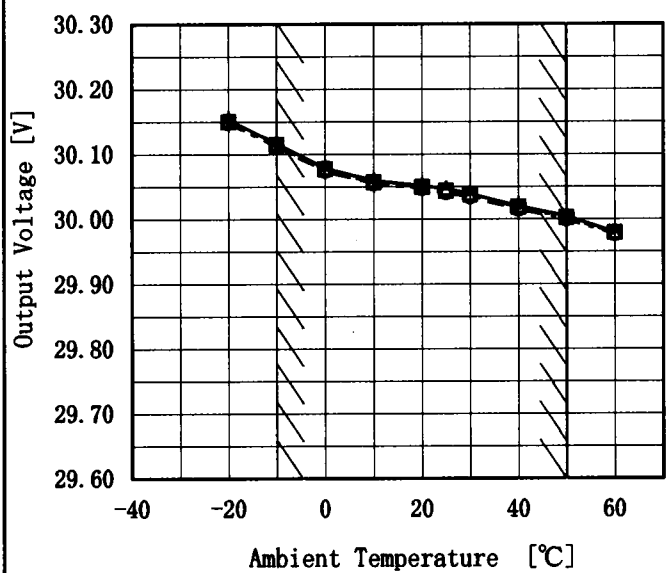
Load \ Time	T _d	T _r	T _s	T _h	T _f
50 %	265.5	18.5	284.0	76.0	54.5
100 %	261.5	22.5	284.0	37.0	28.3



COSEL

Model	ADA1000F (ADA1000F-30)
Item	Ambient Temperature Drift 周囲温度変動
Object	V1:+30V33.5A

1. Graph
- △— Input Volt. 170 V
 ---□--- Input Volt. 200 V
 ---○--- Input Volt. 264 V



Note: Slanted line shows the range of the rated ambient temperature.

(注) 斜線は定格周囲温度範囲を示す。

Testing Circuitry Figure A

2. Values

Ambient Temperature [°C]	Output Voltage [V]		
	Input Volt. 170[V]	Input Volt. 200[V]	Input Volt. 264[V]
-20	30.153	30.150	30.149
-10	30.117	30.115	30.112
0	30.079	30.077	30.075
10	30.059	30.057	30.055
20	30.051	30.049	30.048
25	30.047	30.043	30.041
30	30.039	30.038	30.035
40	30.020	30.018	30.015
50	30.004	30.002	30.000
60	29.979	29.978	29.977
—	—	—	—

COSEL

Model

ADA1000F (ADA1000F-30)

Item

Minimum Input Voltage for Regulated Output Voltage
最低レギュレーション電圧

Object

V1:+30V33. 5A

1. Graph

---□--- Load 50%

—△— Load 100%

Input Voltage [V]

<

COSEL

Model	ADA1000F (ADA1000F-30)		
Item	Ripple Voltage (by Ambient Temp.) リップル電圧 (周囲温度特性)	Testing Circuitry	Figure A
Object	V1:+30V33. 5A		
1. Graph		2. Values	
<div><div><div><div><div><div></div><div></div><div></div><div></div><div></div><div></div><div></div><div></div><div></div><div></div><div></div><div></div><div></div><div></div><div></div><div></div><div></div><div></div><div></div><div></div><div></div><div></div><div></div><div></div><div></div><div></div><div></div><div></div><div></div><div></div><div></div><div></div><div></div><div></div><div></div><div></div><div></div><div></div><div></div><div></div><div></div><div></div><div></div><div></div><div></div><div></div><div></div><div></div><div></div><div></div><div></div><div></div><div></div><div></div><div></div><div></div><div></div><div></div><div></div><div></div><div></div><div></div><div></div><div></div><div></div><div></div><div></div><div></div><div></div><div></div><div></div><div></div><div></div><div></div><div></div><div></div><div></div><div></div><div></div><div></div><div></div><div></div><div></div><div></div><div></div><div></div><div></div><div></div><div></div><div></div><div></div><div></div><div></div><div></div><div></div><div></div><div></div><div></div><div></div><div></div><div></div><div></div><div></div><div></div><div></div><div></div><div></div><div></div><div></div><div></div><div></div><div></div><div></div><div></div><div></div><div></div><div></div><div></div><div></div><div></div><div></div><div></div><div></div><div></div><div></div><div></div><div></div><div></div><div></div><div></div><div></div><div></div><div></div><div></div><div></div><div></div><div></div><div></div><div></div><div></div><div></div><div></div><div></div><div></div><div></div><div></div><div></div><div></div><div></div><div></div><div></div><div></div><div></div><div></div><div></div><div></div><div></div><div></div><div></div><div></div><div></div><div></div><div></div><div></div><div></div><div></div><div></div><div></div><div></div><div></div><div></div><div></div><div></div><div></div><div></div><div></div><div></div><div></div><div></div><div></div><div></div><div></div><div></div><div></div><div></div><div></div><div></div><div></div><div></div><div></div><div></div><div></div><div></div><div></div><div></div><div></div><div></div><div></div><div></div><div></div><div></div><div></div><div></div><div></div><div></div><div></div><div></div><div></div><div></div><div></div><div></div><div></div><div></div><div></div><div></div><div></div><div></div><div></div><div></div><div></div><div></div><div></div><div></div><div></div><div></div><div></div><div></div><div></div><div></div><div></div><div></div><div></div><div></div><div></div><div></div><div></div><div></div><div></div><div></div><div></div><div></div><div></div><div></div><div></div><div></div><div></div><div></div><div></div><div></div><div></div><div></div><div></div><div></div><div></div><div></div><div></div><div></div><div></div><div></div><div></div><div></div><div></div><div></div><div></div><div></div><div></div><div></div><div></div><div></div><div></div><div></div><div></div><div></div><div></div><div></div><div></div><div></div><div></div><div></div><div></div><div></div><div></div><div></div><div></div><div></div><div></div><div></div><div></div><div></div><div></div><div></div><div></div><div></div><div></div><div></div><div></div><div></div><div></div><div></div><div></div><div></div><div></div><div></div><div></div><div></div><div></div><div></div><div></div><div></div><div></div><div></div><div></div><div></div><div></div><div></div><div></div><div></div><div></div><div></div><div></div><div></div><div></div><div></div><div></div><div></div><div></div><div></div><div></div><div></div><div></div><div></div><div></div><div></div><div></div><div></div><div></div><div></div><div></div><div></div><div></div><div></div><div></div><div></div><div></div><div></div><div></div><div></div><div></div><div></div><div></div><div></div><div></div><div></div><div></div><div></div><div></div><div></div><div></div><div></div><div></div><div></div><div></div><div></div><div></div><div></div><div></div><div></div><div></div><div></div><div></div><div></div><div></div><div></div><div></div><div></div><div></div><div></div><div></div><div></div><div></div><div></div><div></div><div></div><div></div><div></div><div></div><div></div><div></div><div></div><div></div><div></div><div></div><div></div><div></div><div></div><div></div><div></div><div></div><div></div><div></div><div></div><div></div><div></div><div></div><div></div><div></div><div></div><div></div><div></div><div></div><div></div><div></div><div></div><div></div><div></div><div></div><div></div><div></div><div></div><div></div><div></div><div></div><div></div><div></div><div></div><div></div><div></div><div></div><div></div><div></div><div></div><div></div><div></div><div></div><div></div><div></div><div></div><div></div><div></div><div></div><div></div><div></div><div></div><div></div><div></div><div></div><div></div><div></div><div></div><div></div><div></div><div></div><div></div><div></div><div></div><div></div><div></div><div></div><div></div><div></div><div></div><div></div><div></div><div></div><div></div><div></div><div></div><div></div><div></div><div></div><div></div><div></div><div></div><div></div><div></div><div></div><div></div><div></div><div></div><div></div><div></div><div></div><div></div><div></div><div></div><div></div><div></div><div></div><div></div><div></div><div></div><div></div><div></div><div></div><div></div><div></div><div></div><div></div><div></div><div></div><div></div><div></div><div></div><div></div><div></div><div></div><div></div><div></div><div></div><div></div><div></div><div></div><div></div><div></div><div></div><div></div><div></div><div></div><div></div><div></div><div></div><div></div><div></div><div></div><div></div><div></div><div></div><div></div><div></div><div></div><div></div><div></div><div></div><div></div><div></div><div></div><div></div><div></div><div></div><div></div><div></div><div></div><div></div><div></div><div></div><div></div><div></div><div></div><div></div><div></div><div></div><div></div><div></div><div></div><div></div><div></div><div></div><div></div><div></div><div></div><div></div><div></div><div></div><div></div><div></div><div></div><div></div><div></div><div></div><div></div><div></div><div></div><div></div><div></div><div></div><div></div><div></div><div></div><div></div><div></div><div></div><div></div><div></div><div></div><div></div><div></div><div></div><div></div><div></div><div></div><div></div><div></div><div></div><div></div><div></div><div></div><div></div><div></div><div></div><div></div><div></div><div></div><div></div><div></div><div></div><div></div><div></div><div></div><div></div><div></div><div></div><div></div><div></div><div></div><div></div><div></div><div></div><div></div><div></div><div></div><div></div><div></div><div></div><div></div><div></div><div></div><div></div><div></div><div></div><div></div><div></div><div></div><div></div><div></div><div></div><div></div><div></div><div></div><div></div><div></div><div></div><div></div><div></div><div></div><div></div><div></div><div></div><div></div><div></div><div></div><div></div><div></div><div></div><div></div><div></div><div></div><div></div><div></div><div></div><div></div><div></div><div></div><div></div><div></div><div></div><div></div><div></div><div></div><div></div><div></div><div></div><div></div><div></div><div></div><div></div><div></div><div></div><div></div><div></div><div></div><div></div><div></div><div></div><div></div><div></div><div></div><div></div><div></div><div></div><div></div><div></div><div></div><div></div><div></div><div></div><div></div><div></div><div></div><div></div><div></div><div></div><div></div><div></div><div></div><div></div><div></div><div></div><div></div><div></div><div></div><div></div><div></div><div></div><div></div><div></div><div></div><div></div><div></div><div></div><div></div><div></div><div></div><div></div><div></div><div></div><div></div><div></div><div></div><div></div><div></div><div></div><div></div><div></div><div></div><div></div><div></div><div></div><div></div><div></div><div></div><div></div><div></div><div></div><div></div><div></div><div></div><div></div><div></div><div></div><div></div><div></div><div></div><div></div><div></div><div></div><div></div><div></div><div></div><div></div><div></div><div></div><div></div><div></div><div></div><div></div><div></div><div></div><div></div><div></div><div></div><div></div><div></div><div></div><div></div><div></div><div></div><div></div><div></div><div></div><div></div><div></div><div></div><div></div><div></div><div></div><div></div><div></div><div></div><div></div><div></div><div></div><div></div><div></div><div></div><div></div><div></div><div></div><div></div><div></div><div></div><div></div><div></div><div></div><div></div><div></div><div></div><div></div><div></div><div></div><div></div><div></div><div></div><div></div><div></div><div></div><div></div><div></div><div></div><div></div><div></div><div></div><div></div><div></div><div></div><div></div><div></div><div></div><div></div><div></div><div></div><div></div><div></div><div></div><div></div><div></div><div></div><div></div><div></div><div></div><div></div><div></div><div></div><div></div><div></div><div></div><div></div><div></div><div></div><div></div><div></div><div></div><div></div><div></div><div></div><div></div><div></div><div></div><div></div><div></div><div></div><div></div><div></div><div></div><div></div><div></div><div></div><div></div><div></div><div></div><div></div><div></div><div></div><div></div><div></div><div></div><div></div><div></div><div></div><div></div><div></div><div></div><div></div><div></div><div></div><div></div><div></div><div></div><div></div><div></div><div></div><div></div><div></div><div></div><div></div><div></div><div></div><div></div><div></div><div></div><div></div><div></div><div></div><div></div><div></div><div></div><div></div><div></div><div></div><div></div><div></div><div></div><div></div><div></div><div></div><div></div><div></div><div></div><div></div><div></div><div></div><div></div><div></div><div></div><div></div><div></div><div></div><div></div><div></div><div></div><div></div><div></div><div></div><div></div><div></div><div></div><div></div><div></div><div></div><div></div><div></div><div></div><div></div><div></div><div></div><div></div><div></div><div></div><div></div><div></div><div></div><div></div><div></div><div></div><div></div><div></div><div></div><div></div><div></div><div></div><div></div><div></div><div></div><div></div><div></div><div></div><div></div><div></div><div></div><div></div><div></div><div></div><div></div><div></div><div></div><div></div><div></div><div></div><div></div><div></div><div></div><div></div><div></div><div></div><div></div><div></div><div></div><div></div><div></div><div></div><div></div><div></div><div></div><div></div><div></div><div></div><div></div><div></div><div></div><div></div><div></div><div></div><div></div><div></div><div></div><div></div><div></div><div></div><div></div><div></div><div></div><div></div><div></div><div></div><div></div><div></div><div></div><div></div><div></div><div></div><div></div><div></div><div></div><div></div><div></div><div></div><div></div><div></div><div></div><div></div><div></div><div></div><div></div><div></div><div></div><div></div><div></div><div></div><div></div><div></div><div></div><div></div><div></div><div></div><div></div><div></div><div></div><div></div><div></div><div></div><div></div><div></div><div></div><div></div><div></div><div></div><div></div><div></div><div></div><div></div><div></div><div></div><div></div><div></div><div></div><div></div><div></div><div></div><div></div><div></div><div></div><div></div><div></div><div></div><div></div><div></div><div></div><div></div><div></div><div></div><div></div><div></div><div></div><div></div><div></div><div></div><div></div><div></div><div></div><div></div><div></div><div></div><div></div><div></div><div></div><div></div><div></div><div></div><div></div><div></div><div></div><div></div><div></div><div></div><div></div><div></div><div></div><div></div><div></div><div></div><div></div><div></div><div></div><div></div><div></div><div></div><div></div><div></div><div></div><div></div><div></div><div></div><div></div><div></div><div></div><div></div><div></div><div></div><div></div><div></div><div></div><div></div><div></div><div></div><div></div><div></div><div></div><div></div><div></div><div></div><div></div><div></div><div></div><div></div><div></div><div></div><div></div><div></div><div></div><div></div><div></div><div></div><div></div><div></div><div></div><div></div><div></div><div></div><div></div><div></div><div></div><div></div><div></div><div></div><div></div><div></div><div></div><div></div><div></div><div></div><div></div><div></div><div></div><div></div><div></div><div></div><div></div><div></div><div></div><div></div><div></div><div></div><div></div><div></div><div></div><div></div><div></div><div></div><div></div><div></div><div></div><div></div><div></div><div></div><div></div></div></div></div></div></div>			

COSEL

Model

ADA1000F (ADA1000F-30)

Item

Time Lapse Drift
経時ドリフト

Object

V1:+30V33.5A

Temperature

25℃

Testing Circuitry

Figure A

1. Graph

Output Voltage [V]

30.30

30.20

30.10

30.00

29.90

29.80

29.70

29.60

0

2

4

6

8

10

Time [H]

Input Volt. 200V

Load 100%

2. Values

Time since start [H]	Output Voltage [V]
0.0	30.076
0.5	30.029
1.0	30.030
2.0	30.031
3.0	30.031
4.0	30.031
5.0	30.031
6.0	30.031
7.0	30.031
8.0	30.031

		Testing Circuitry Figure A
Model	ADA1000F (ADA1000F-30)	
Item	Output Voltage Accuracy 定電圧精度	
Object	V1:+30V33.5A	

1. Output Voltage Accuracy

This is defined as the value of the output voltage, regulation load, ambient temperature and input voltage varied at random in the range as specified below.

Temperature : -10 ~ 50℃

Input Voltage : 170 ~ 264V

Load Current : 0 ~ 33.5A

* Output Voltage Accuracy = $\pm (\text{Maximum of Output Voltage} - \text{Minimum of Output Voltage}) / 2$

* Output Voltage Accuracy (Ration) = $\frac{\text{Output Voltage Accuracy}}{\text{Rated Output Voltage}} \times 100$

1. 定電圧精度

周囲温度、入力電圧、負荷電流を下記仕様内で、任意に変動させたときの出力電圧の変動をいう。

周囲温度 : -10 ~ 50℃

入力電圧 : 170 ~ 264V

負荷電流 : 0 ~ 33.5A

* 定電圧精度(変動値) = $\pm (\text{出力電圧の最高値} - \text{出力電圧の最低値}) / 2$

* 定電圧精度(変動率) = $\frac{\text{変動値}}{\text{定格出力電圧}} \times 100$

2. Values

Item	Temperature [℃]	Input Voltage [V]	Output		Output Voltage Accuracy	
			Current[A]	Voltage[V]	Value [mV]	Ration [%]
Maximum Voltage	-10	170	0	30.116	±70	±0.2
Minimum Voltage	50	170	33.5	29.977		

Model	ADA1000F (ADA1000F-30)				
Item	Leakage Current 漏洩電流			Temperature Testing Circuitry	25℃ Figure B
Object					

1. Results

Standards	Leakage Current [mA]		
	Input Volt. 85 [V]	Input Volt. 100 [V]	Input Volt. 132 [V]
(A) DEN-AN	—	—	—
(B) IEC60950	—	—	—

Standards	Leakage Current [mA]		
	Input Volt. 170 [V]	Input Volt. 240 [V]	Input Volt. 264 [V]
(B) IEC60950	0.32	0.46	0.51

2. Condition

Leakage current value is concluded after measuring each phases of AC input and by choosing the larger one.

交流入力各相について測定し、その大きい方を漏洩電流測定値とする。

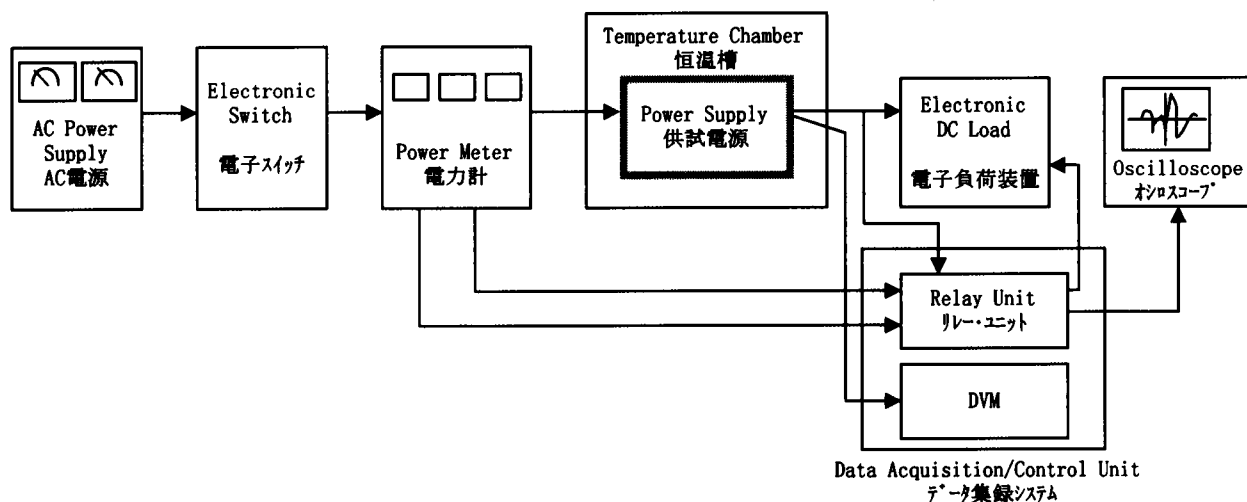


Figure A

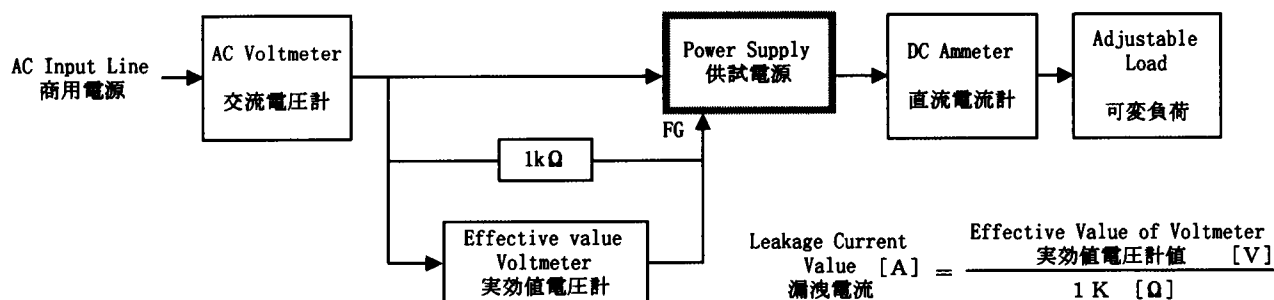


Figure B (DEN-AN)

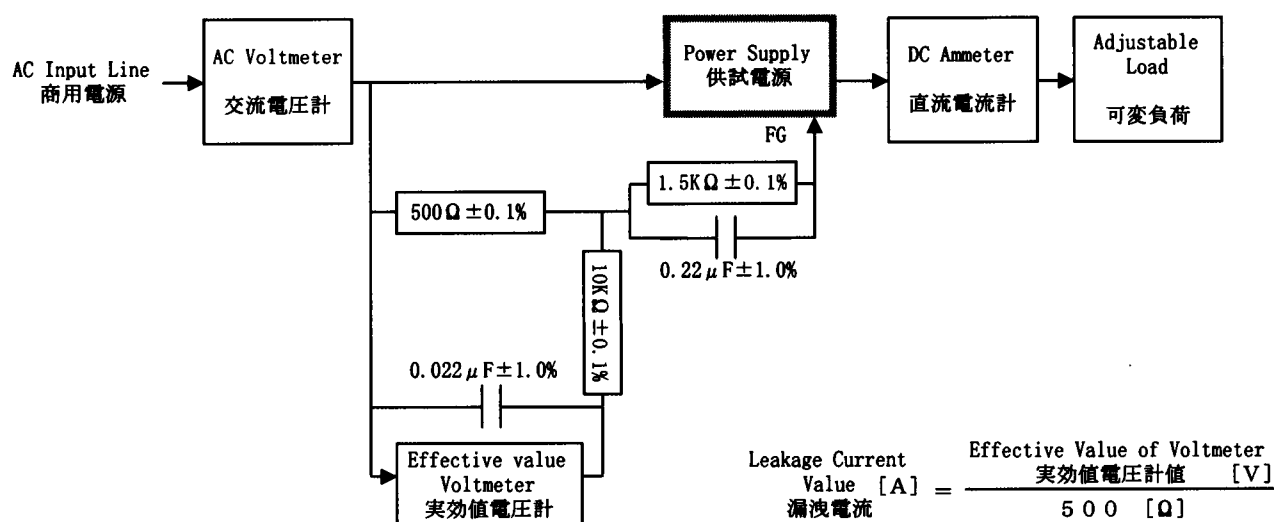


Figure B (IEC60950)