



EXTRA TEST DATA OF AEA1000F-48

*Regulated DC Power Supply
Nov, 20, 2022*

COSEL CO.,LTD.

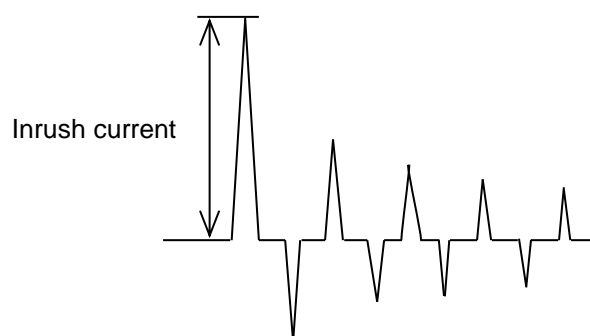
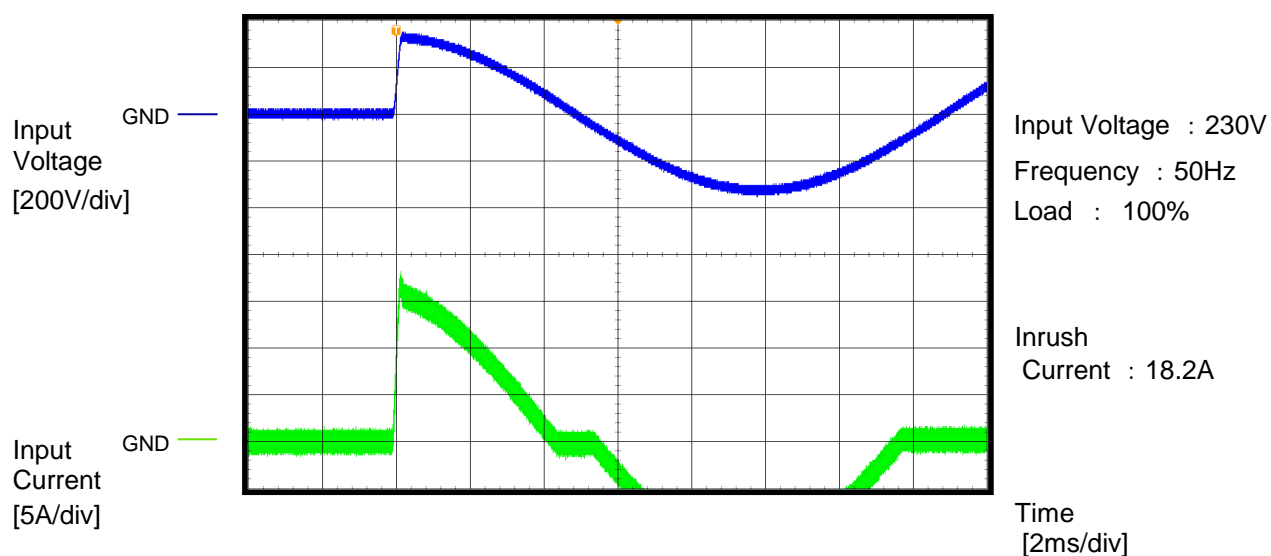
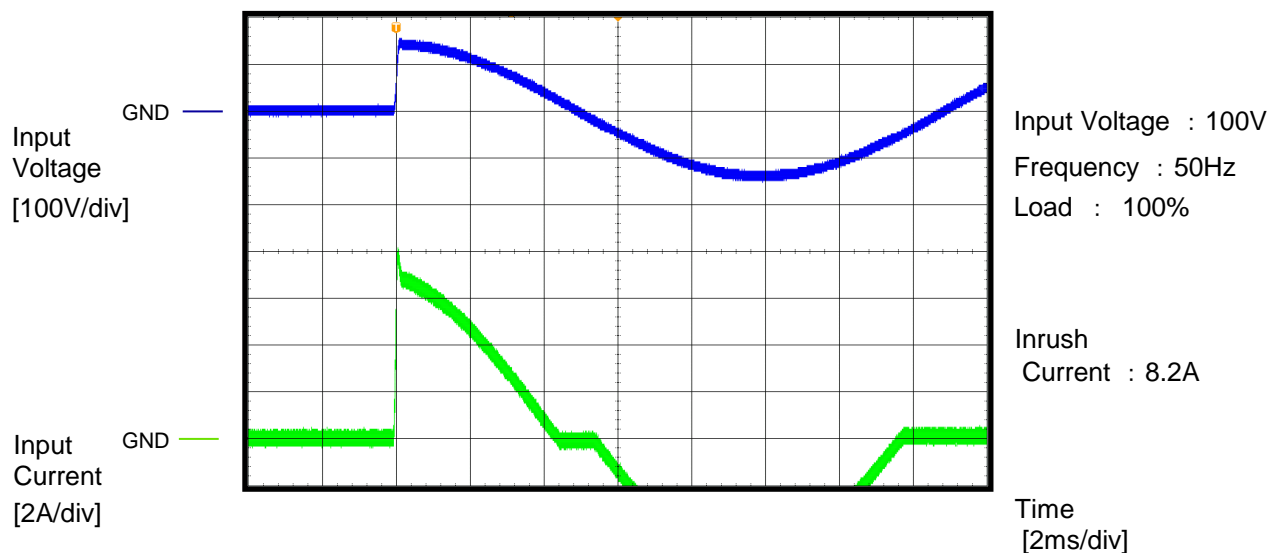
CONTENTS

1.Inrush Current (enlargement)	1
2.Dynamic Line Regulation	2
3.Hiccup cycle (by Overcurrent Protection)	3
4.Power Consumption (by Input Voltage)	4
5.Figure of Testing Circuitry	5

(Final Page 5)

COSEL

Model	AEA1000F-48	Temperature 25°C Testing Circuitry A	
Item	Inrush Current (enlargement)		
Object	_____		

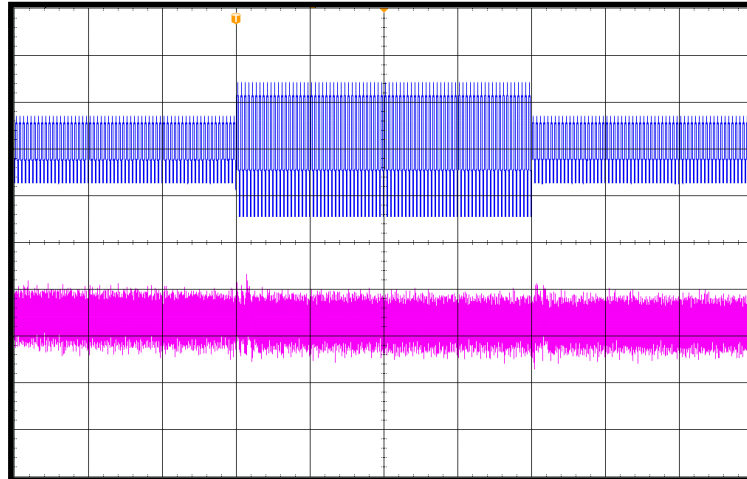


COSEL

Model	AEA1000F-48	Temperature 25°C Testing Circuitry A	
Item	Dynamic Line Regulation		
Object	_____		

Input Voltage
[200V/div]

Output Voltage
[50mV/div]



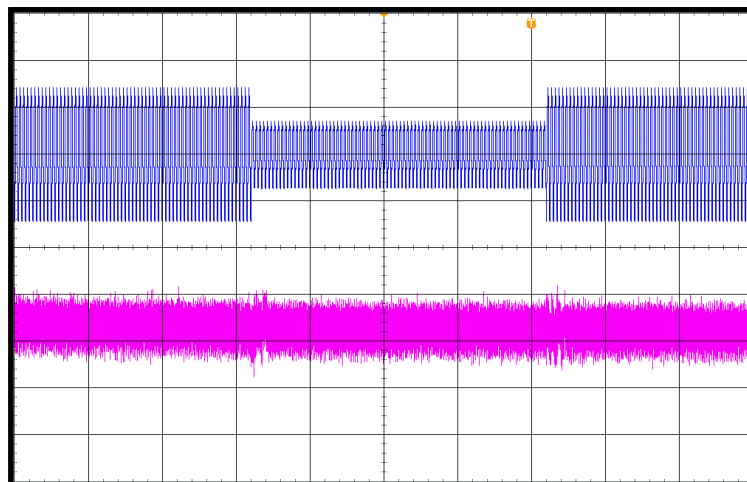
Input Voltage :
100V \leftrightarrow 230V

Frequency : 50Hz
Load : 100%

Time
[400ms/div]

Input Voltage
[200V/div]

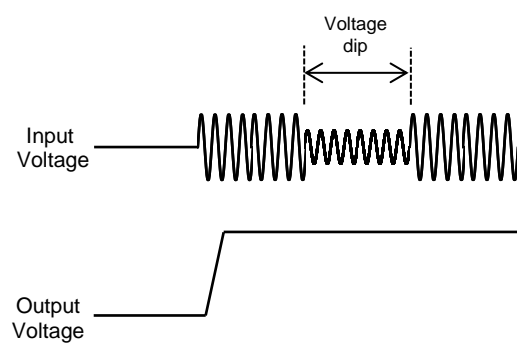
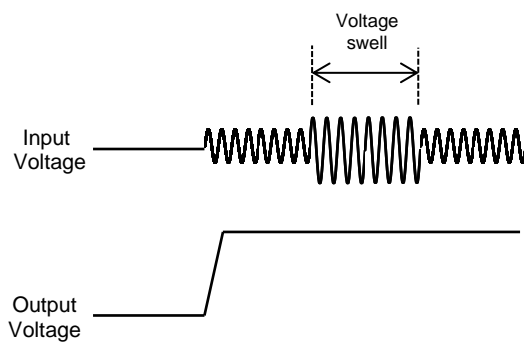
Output Voltage
[50mV/div]



Input Voltage :
230V \leftrightarrow 100V

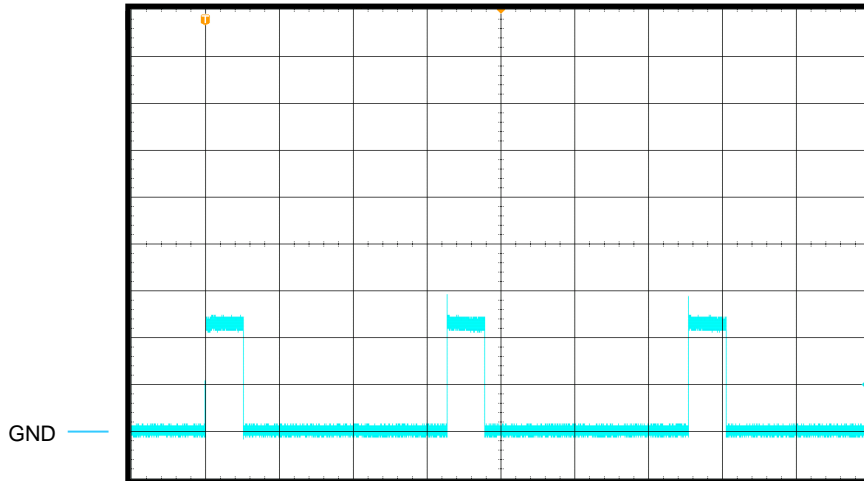
Frequency : 50Hz
Load : 100%

Time
[400ms/div]



Model	AEA1000F-48	Temperature	25°C
Item	Hiccup cycle (by Overcurrent Protection)	Testing Circuitry	A
Object		Load	: Short

Output
Current
[50A/div]



Input Voltage : 100V

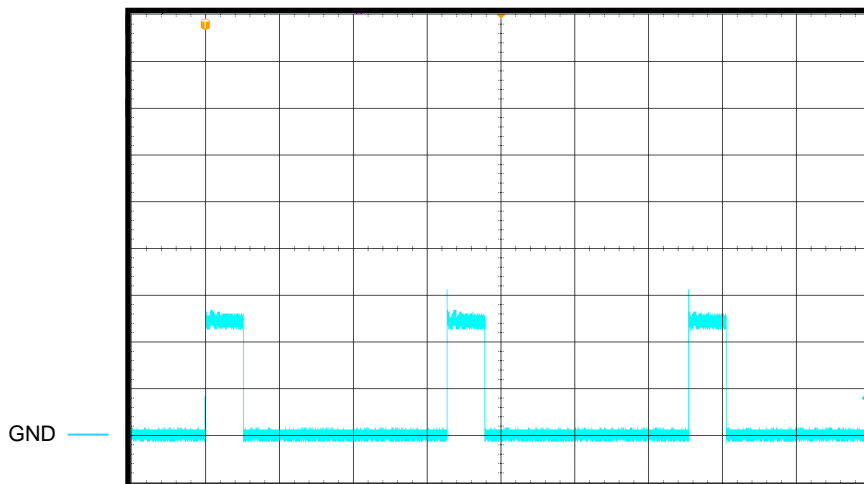
Short-circuit
current : 148A

ON Time : 206ms

Hiccup mode
time : 1309ms

Time
[400ms/div]

Output
Current
[50A/div]



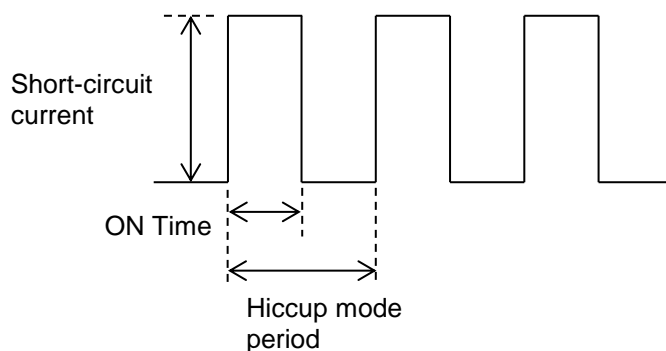
Input Voltage : 230V

Short-circuit
current : 156A

ON Time : 205ms

Hiccup mode
time : 1309ms

Time
[400ms/div]





Model	AEA1000F-48																														
Item	Input voltage - Power consumption		Temperature 25°C Testing Circuitry -																												
Object	_____																														
1.Graph		2.Values																													
<div><table><thead><tr><th>Input Voltage [V]</th><th>Power consumption [W]</th></tr></thead><tbody><tr><td>85</td><td>4.34</td></tr><tr><td>100</td><td>4.13</td></tr><tr><td>115</td><td>4.12</td></tr><tr><td>200</td><td>3.69</td></tr><tr><td>230</td><td>3.76</td></tr><tr><td>264</td><td>3.68</td></tr></tbody></table></div> <p>Reducing standby power is possible by OFF signal of the remote control.</p>		Input Voltage [V]	Power consumption [W]	85	4.34	100	4.13	115	4.12	200	3.69	230	3.76	264	3.68	<table><thead><tr><th>Input voltage [V]</th><th>Power consumption [W]</th></tr></thead><tbody><tr><td>85</td><td>4.34</td></tr><tr><td>100</td><td>4.13</td></tr><tr><td>115</td><td>4.12</td></tr><tr><td>200</td><td>3.69</td></tr><tr><td>230</td><td>3.76</td></tr><tr><td>264</td><td>3.68</td></tr></tbody></table>		Input voltage [V]	Power consumption [W]	85	4.34	100	4.13	115	4.12	200	3.69	230	3.76	264	3.68
Input Voltage [V]	Power consumption [W]																														
85	4.34																														
100	4.13																														
115	4.12																														
200	3.69																														
230	3.76																														
264	3.68																														
Input voltage [V]	Power consumption [W]																														
85	4.34																														
100	4.13																														
115	4.12																														
200	3.69																														
230	3.76																														
264	3.68																														
		Load :0%																													

- 4 -

BC-11843

