



EXTRA TEST DATA OF AEA800F-36

Regulated DC Power Supply
Apr, 11, 2023

COSEL CO.,LTD.



CONTENTS

1.Inrush Current (enlargement) 1

2.Dynamic Line Regulation 2

3.Hiccup cycle (by Overcurrent Protection) 3

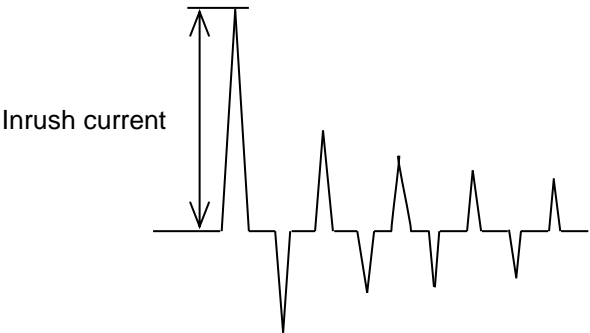
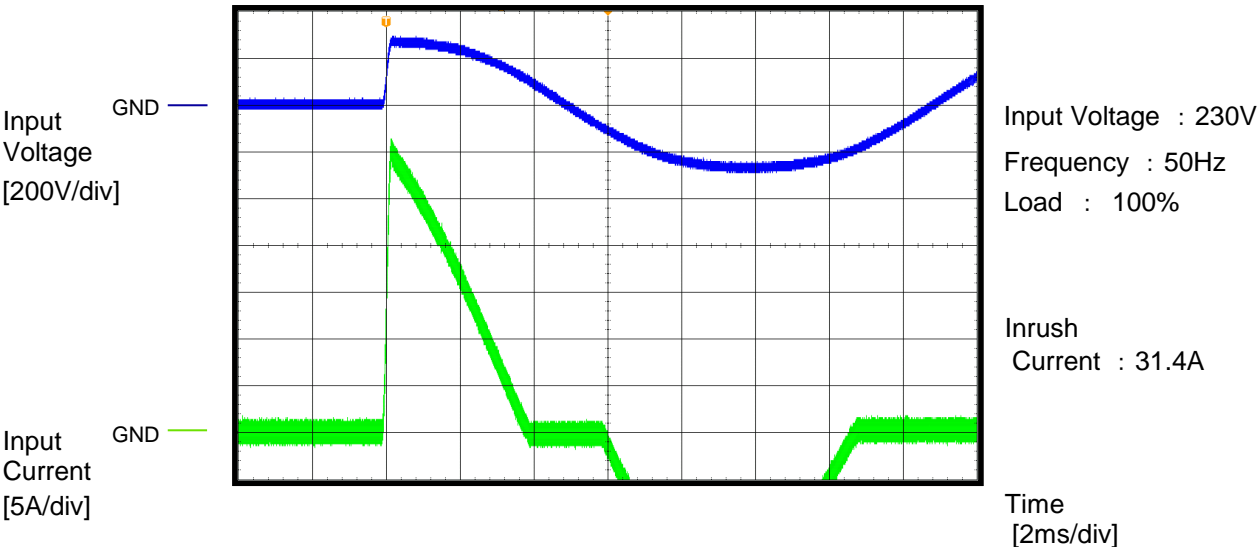
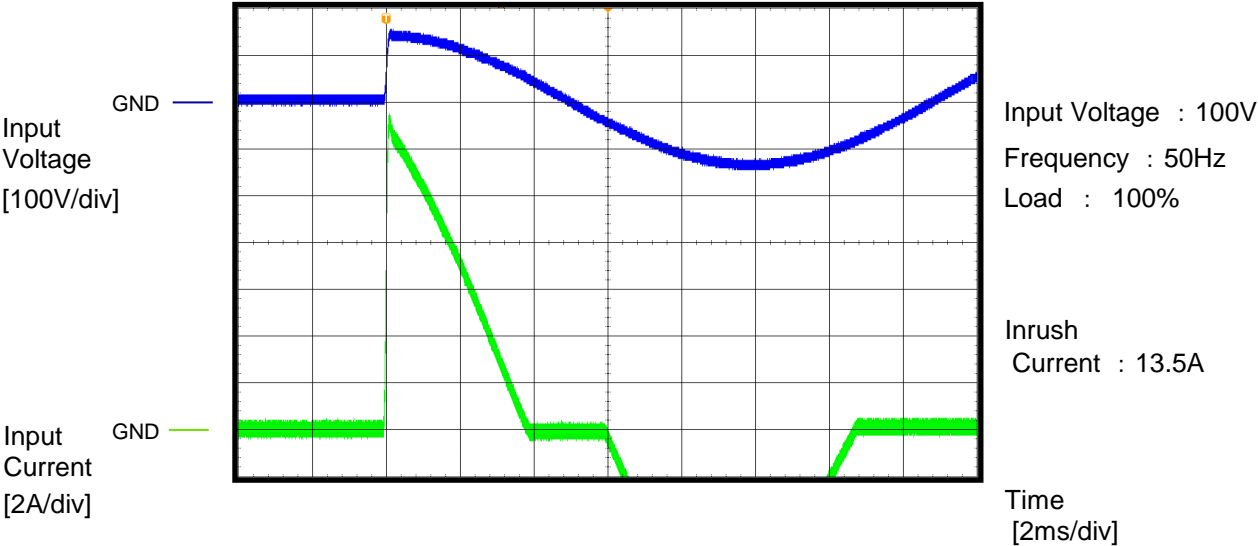
4.Power Consumption (by Input Voltage) 4

5.Figure of Testing Circuitry 5

(Final Page 5)

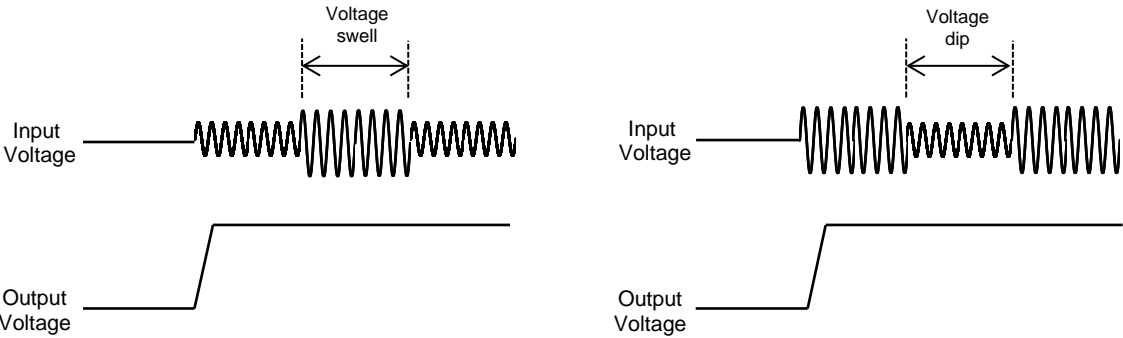
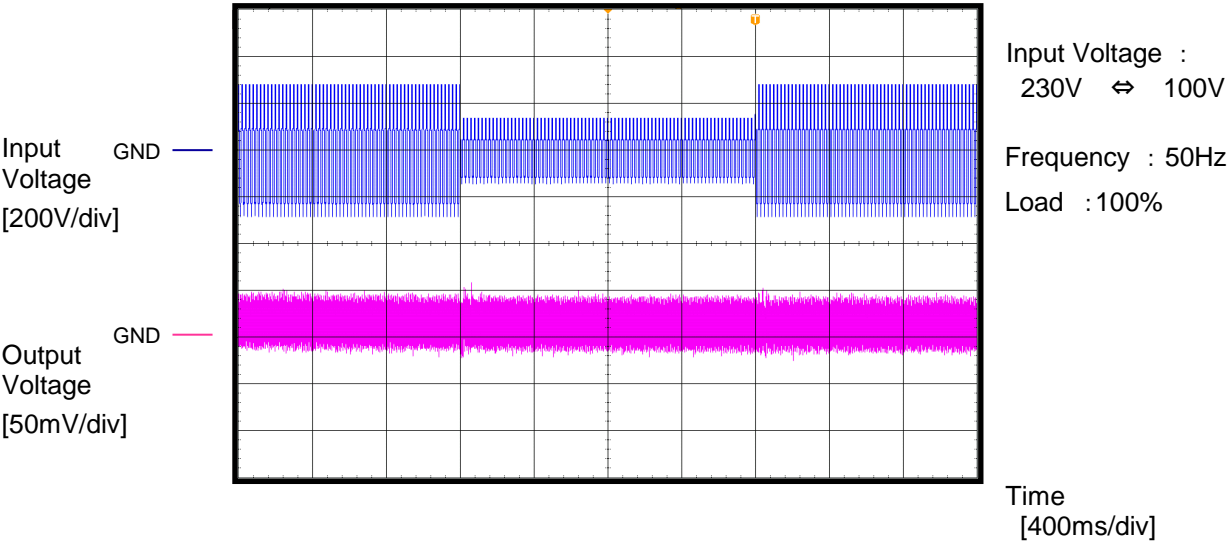
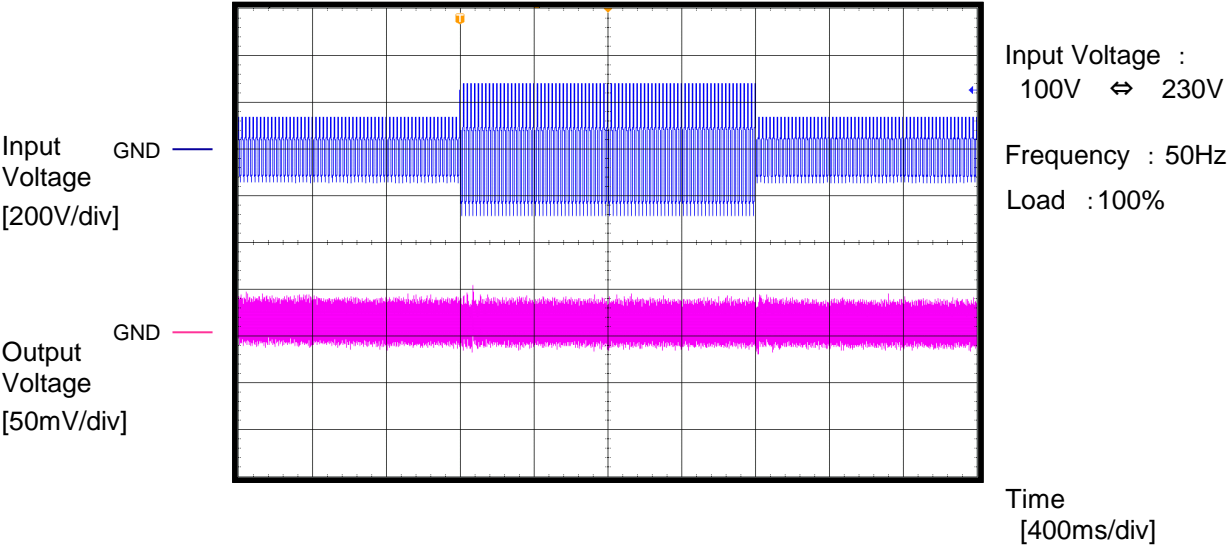


Model	AEA800F-36		
Item	Inrush Current (enlargement)	Temperature	25°C
Object		Testing Circuitry	A






Model	AEA800F-36	Temperature 25°C Testing Circuitry A	
Item	Dynamic Line Regulation		
Object	_____		



COSEL

Model	AEA800F-36	Temperature	25°C
Item	Hiccup cycle (by Overcurrent Protection)	Testing Circuitry	A
Object		Load	: Short

Output
Current
[25A/div]



Input Voltage : 100V

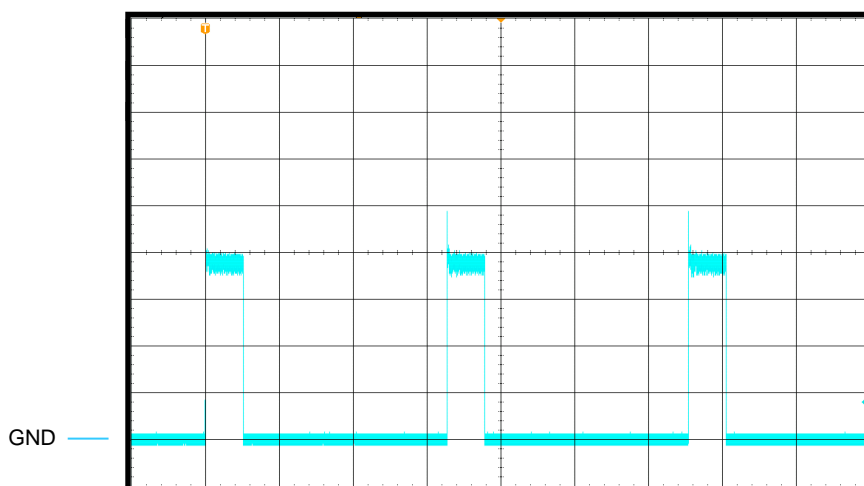
Short-circuit
current : 117A

ON Time : 206ms

Hiccup mode
time : 1309ms

Time
[400ms/div]

Output
Current
[25A/div]



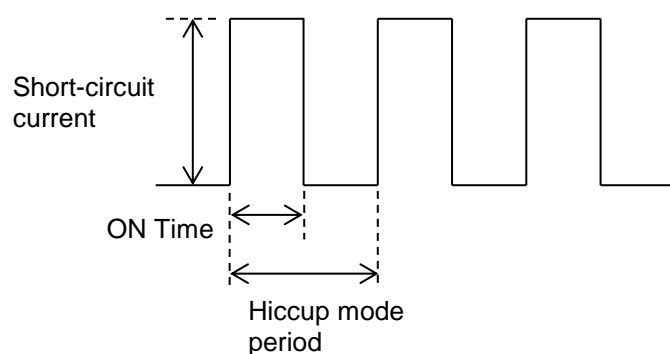
Input Voltage : 230V

Short-circuit
current : 123A

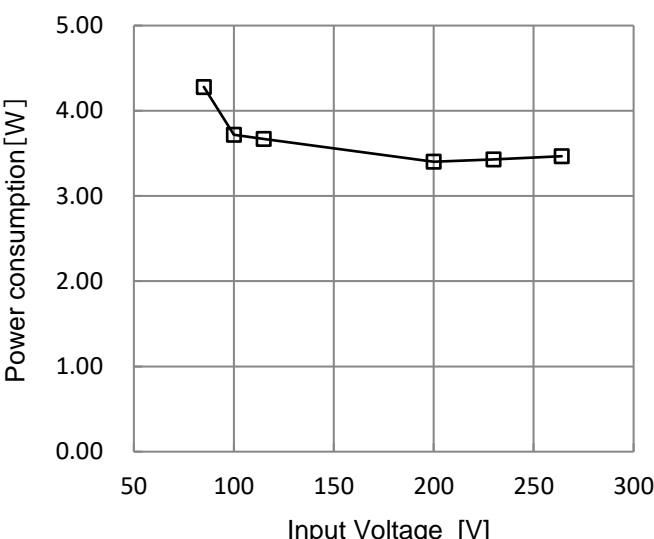
ON Time : 206ms

Hiccup mode
time : 1309ms

Time
[400ms/div]





Model	AEA800F-36																
Item	Input voltage - Power consumption		Temperature 25°C Testing Circuitry -														
Object	_____		Load :0%														
1.Graph		2.Values															
<div></div> <p>Reducing standby power is possible by OFF signal of the remote control.</p>		<table><tr><th>Input voltage [V]</th><th>Power consumption [W]</th></tr><tr><td>85</td><td>4.28</td></tr><tr><td>100</td><td>3.72</td></tr><tr><td>115</td><td>3.67</td></tr><tr><td>200</td><td>3.40</td></tr><tr><td>230</td><td>3.43</td></tr><tr><td>264</td><td>3.47</td></tr></table>		Input voltage [V]	Power consumption [W]	85	4.28	100	3.72	115	3.67	200	3.40	230	3.43	264	3.47
Input voltage [V]	Power consumption [W]																
85	4.28																
100	3.72																
115	3.67																
200	3.40																
230	3.43																
264	3.47																

- 4 -

BC-11925

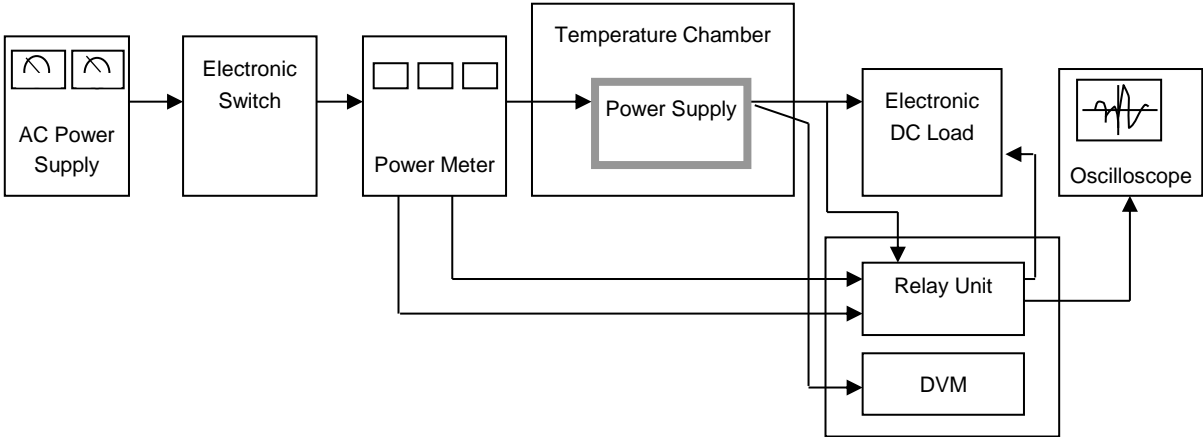


Figure A