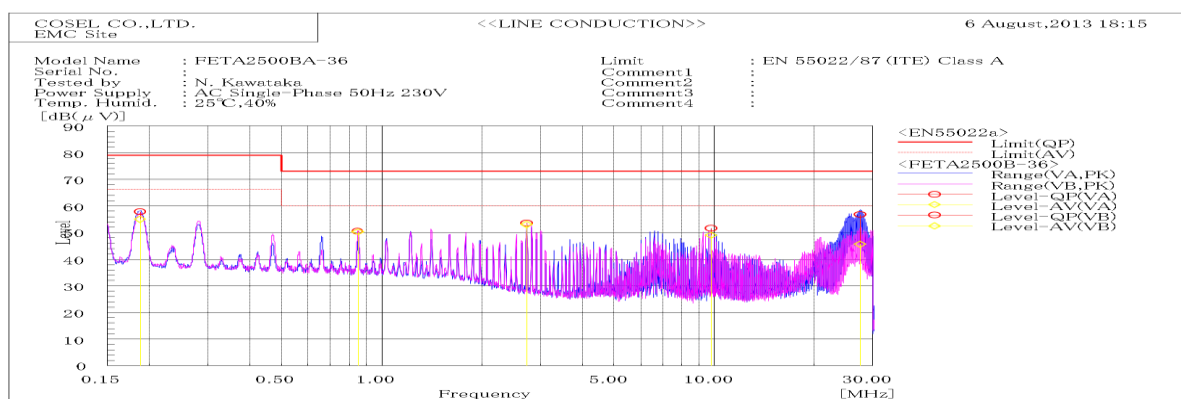
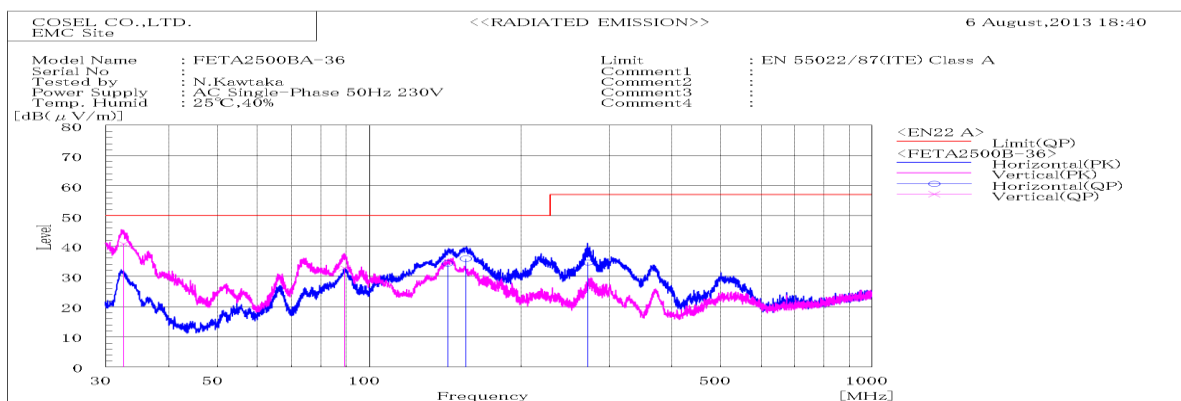


DATA SHEET

Model		FETA2500BA-36	Date	19-Aug-13
Test		EMI Line conduction & Radiated emission	Temp.	25 degreeC
			Humid.	40 %RH
			Tested by	N.Kawataka



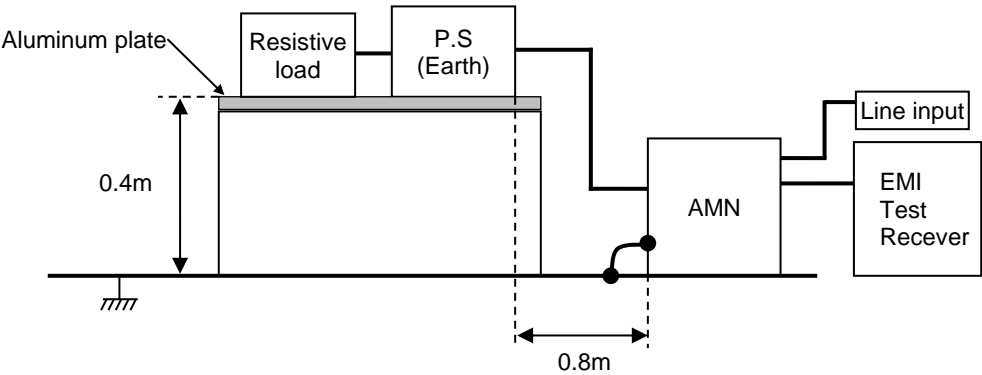
Frequency MHz	Line Phase	Reading dB(μV)		Factor dB	Level dB(μV)		Limit dB(μV)		Margin dB		Pass/ Fail	Remark
		QP	AV		QP	AV	QP	AV	QP	AV		
0.18771	VA	37.6	34.7	20.2	57.8	54.9	79.0	66.0	21.2	11.1	Pass	
0.84777	VB	30.2	30.0	20.2	50.4	50.2	73.0	60.0	22.6	9.8	Pass	
2.72949	VB	33.2	32.7	20.3	53.5	53.0	73.0	60.0	19.5	7.0	Pass	
9.78949	VA	30.7	28.1	20.8	51.5	48.9	73.0	60.0	21.5	11.1	Pass	
27.4253	VA	35.9	24.7	20.9	56.8	45.6	73.0	60.0	16.2	14.4	Pass	



Frequency MHz	Polarization	Reading dB(μV)	Factor dB(1/m)	Level dB(μV/m)	Limit dB(μV/m)	Margin dB	Pass/ Fail	Height cm	Angle deg	Remark
		QP		QP	QP	QP				
32.573	V	52.0	-11.2	40.8	50.0	9.2	Pass	118.0	158.0	
89.221	V	49.7	-17.0	32.7	50.0	17.3	Pass	104.0	286.0	
143.375	H	50.9	-16.6	34.3	50.0	15.7	Pass	155.0	148.0	
155.423	H	50.2	-14.3	35.9	50.0	14.1	Pass	152.0	299.0	
272.208	H	45.0	-10.4	34.6	57.0	22.4	Pass	111.0	322.0	

DATA SHEET		Date	19-Aug-13
Model	Circuit used for measurement	Temp.	25 degreeC
Test	EMI Line conduction & Radiated emission	Humid.	40 %RH
		Tested by	N.Kawataka

1. Line conduction



2. Radiated emission

