

# TEST DATA OF FSB-150-□□□

Noise Filter

Oct. 17 , 2017

Approved by : Tadayuki Noda  
Tadayuki Noda Design Manager

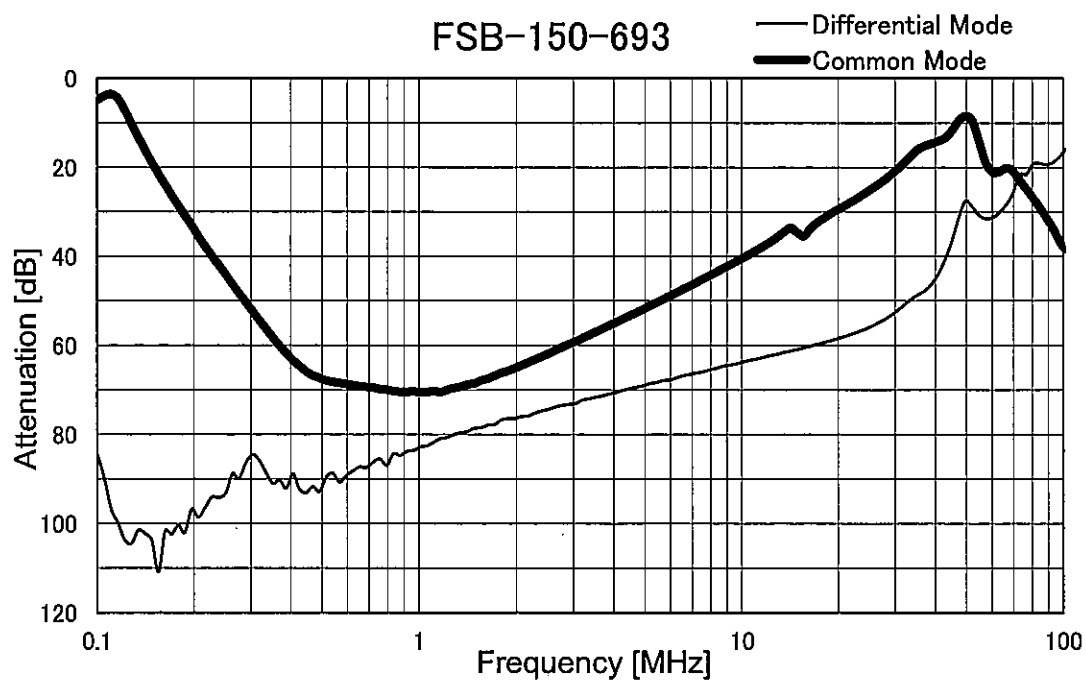
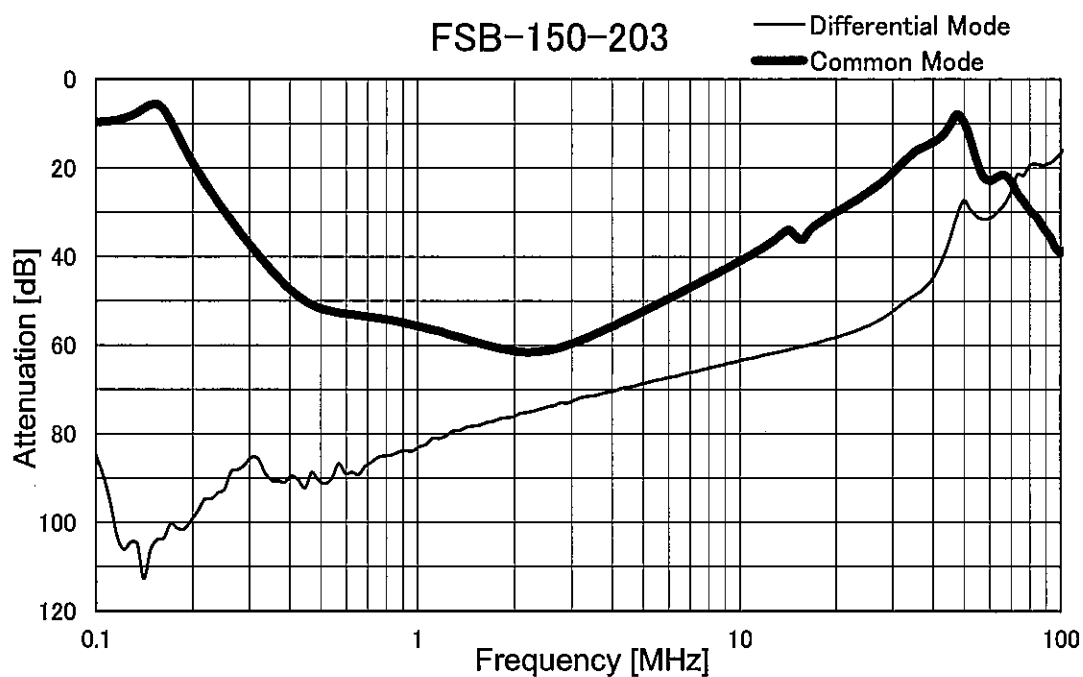
Prepared by : Kenji Kamoi  
Kenji Kamoi Design Engineer

**COSEL CO.,LTD.**

## CONTENTS

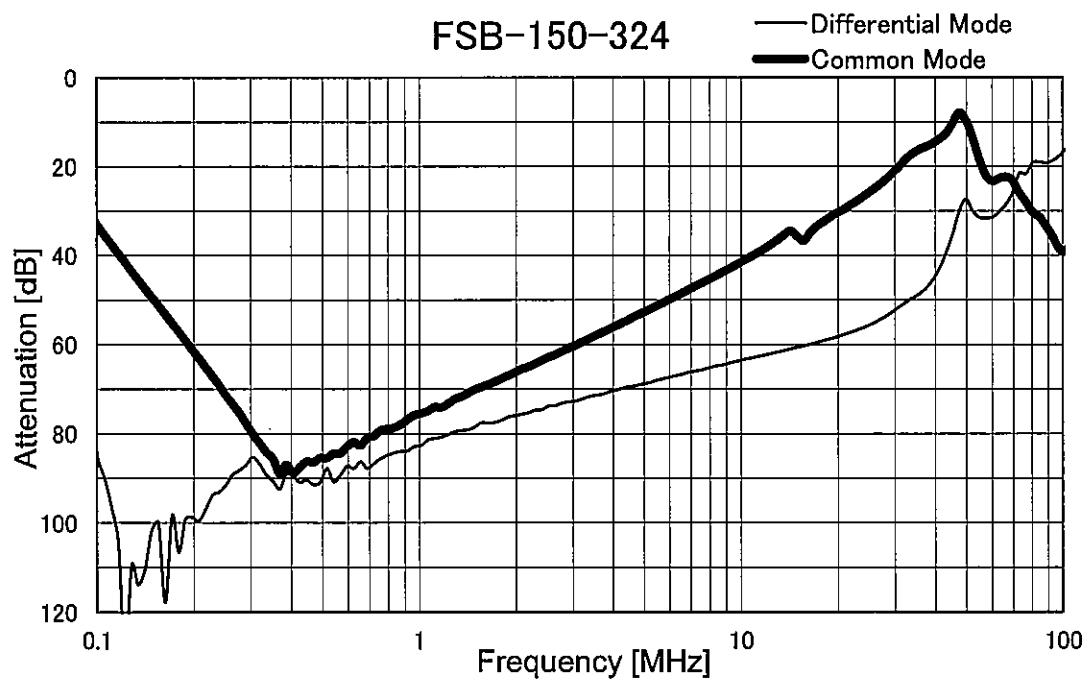
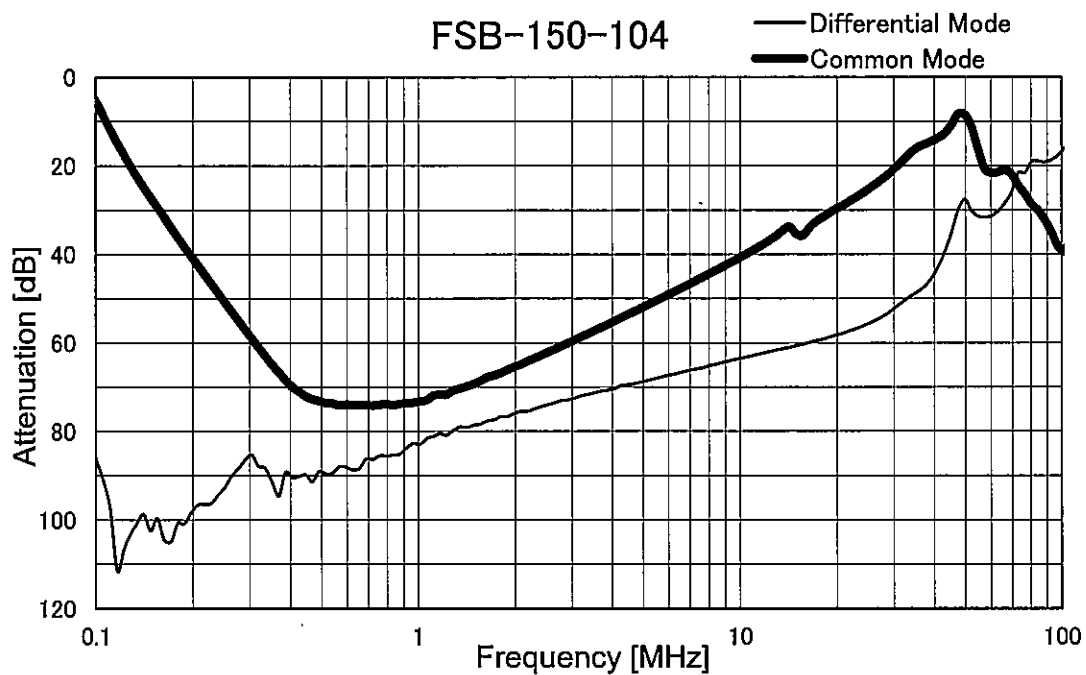
1. Attenuation Characteristics .....	1
2. Leakage Current .....	4
3. Figure of Testing Circuitry .....	5
(Final Page 6)	

Model	FSB-150-□□□	Temperature 25°C Testing Circuitry Figure A
Item	Attenuation Characteristics	
Object	—	



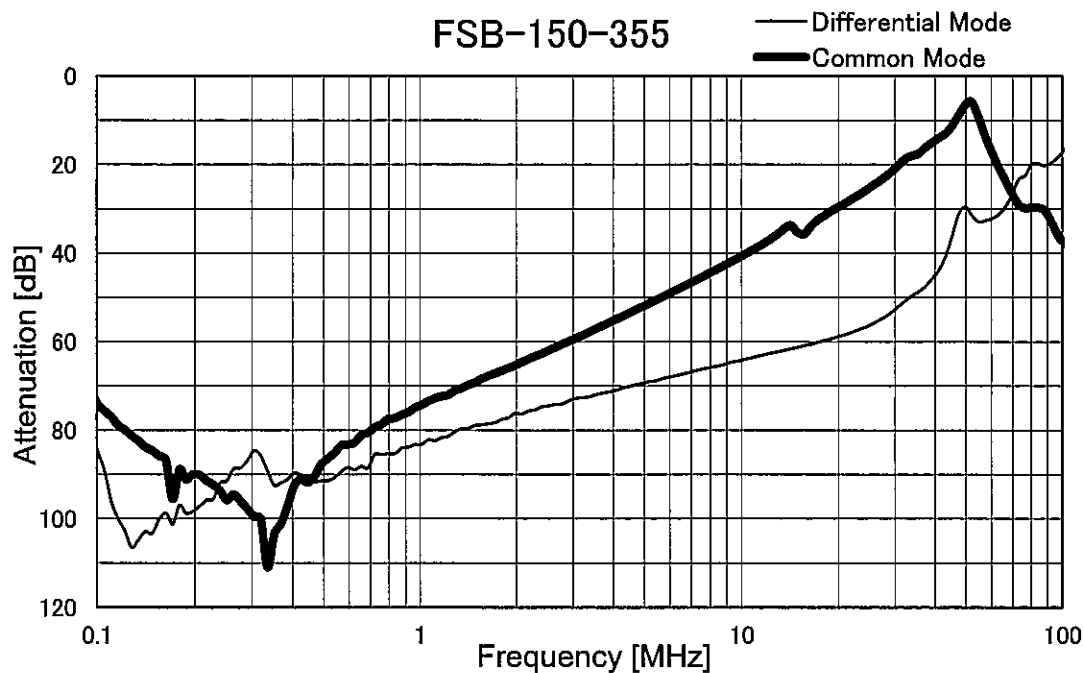
# COSEL

Model	FSB-150-□□□	Temperature	25°C
Item	Attenuation Characteristics	Testing Circuitry	Figure A
Object			



**COSEL**

Model	FSB-150-□□□		
Item	Attenuation Characteristics	Temperature	25°C
Object		Testing Circuitry	Figure A





Model		FSB-150-□□□	Temperature 25°C Testing Circuitry Figure B
Item		Leakage Current	
Object		_____	

## 1.Results

[mA]

Model	Standards	Voltage system	Input Volt.					Note
			200[V]	250[V]	400[V]	480[V]	500[V]	
FSB-150-203	UL1283	Δ-connection	0.44	0.55	0.90	1.08	1.10	
		Wye-connection	0.003	0.003	0.010	0.010	0.010	
FSB-150-693	UL1283	Δ-connection	1.50	1.80	2.90	3.50	3.60	
		Wye-connection	0.008	0.008	0.010	0.012	0.012	
FSB-150-104	UL1283	Δ-connection	2.10	2.60	4.20	5.00	5.30	
		Wye-connection	0.005	0.006	0.010	0.012	0.013	
FSB-150-324	UL1283	Δ-connection	7.00	8.50	13.0	16.0	16.5	
		Wye-connection	0.025	0.028	0.035	0.037	0.040	
FSB-150-355	UL1283	Δ-connection	72.0	88.0	140			Δ-connection's rated voltage is 400V(440Vmax)
		Wye-connection	0.22	0.28	0.45	0.54	0.57	

## 2.Condition

Leakage current value is concluded after measuring both phases of AC input and by choosing the larger one.

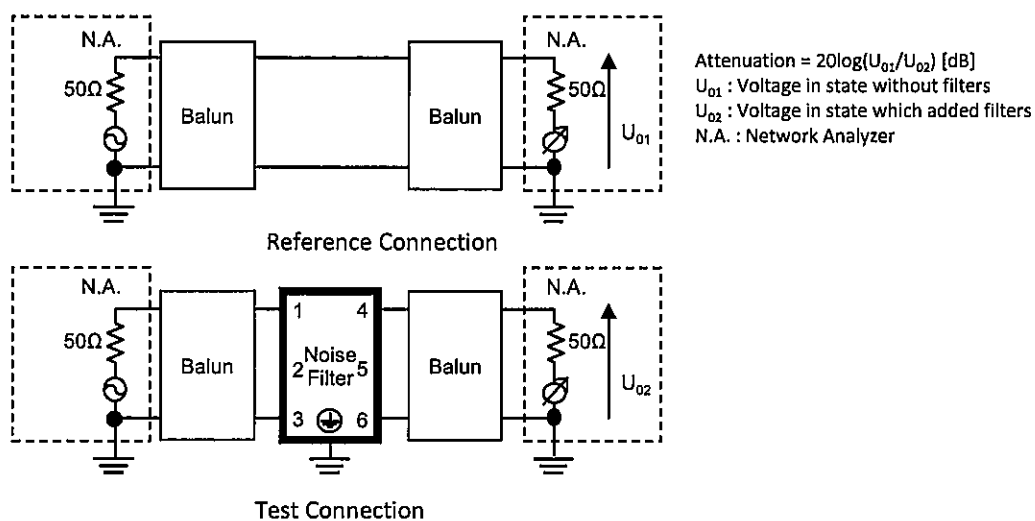


Figure A - 1 Differential mode attenuation measurement

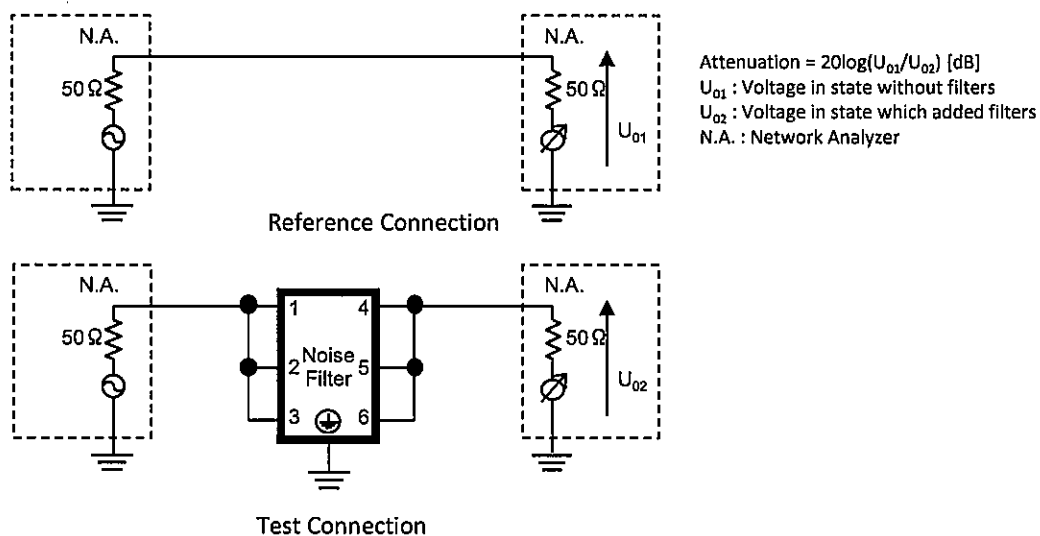


Figure A - 2 Common mode attenuation measurement

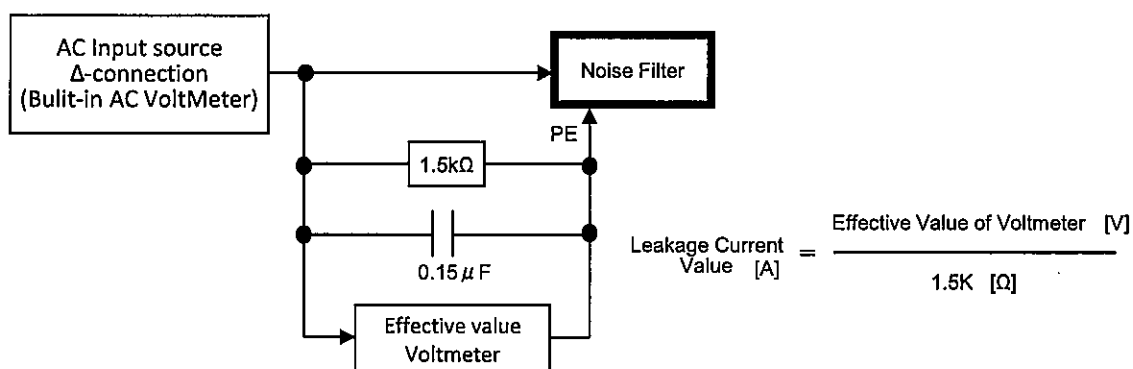


Figure B - 1 Leakage current measurement ( UL1283 Δ-connection)

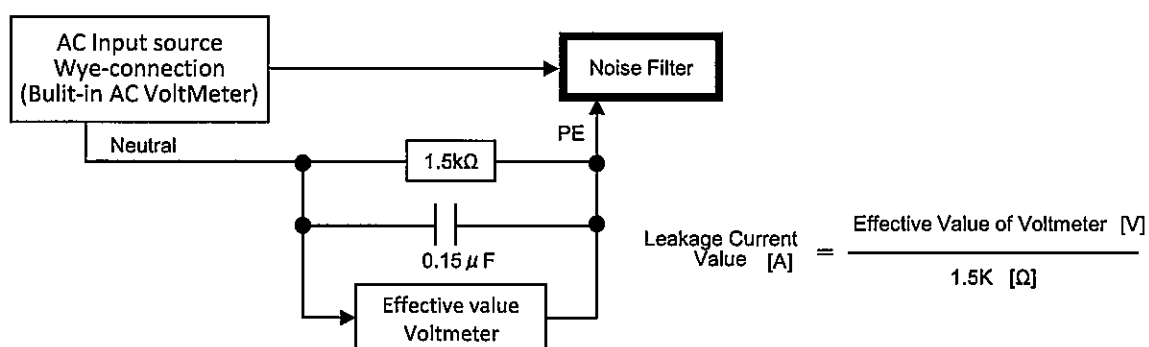


Figure B - 2 Leakage current measurement ( UL1283 Wye-connection)