

TEST DATA OF FSB-150-□□□-H

Noise Filter

Oct. 17 , 2017

Approved by : Tadayuki Noda
Tadayuki Noda Design Manager

Prepared by : Kenji Kamoi
Kenji Kamoi Design Engineer

COSEL CO.,LTD.



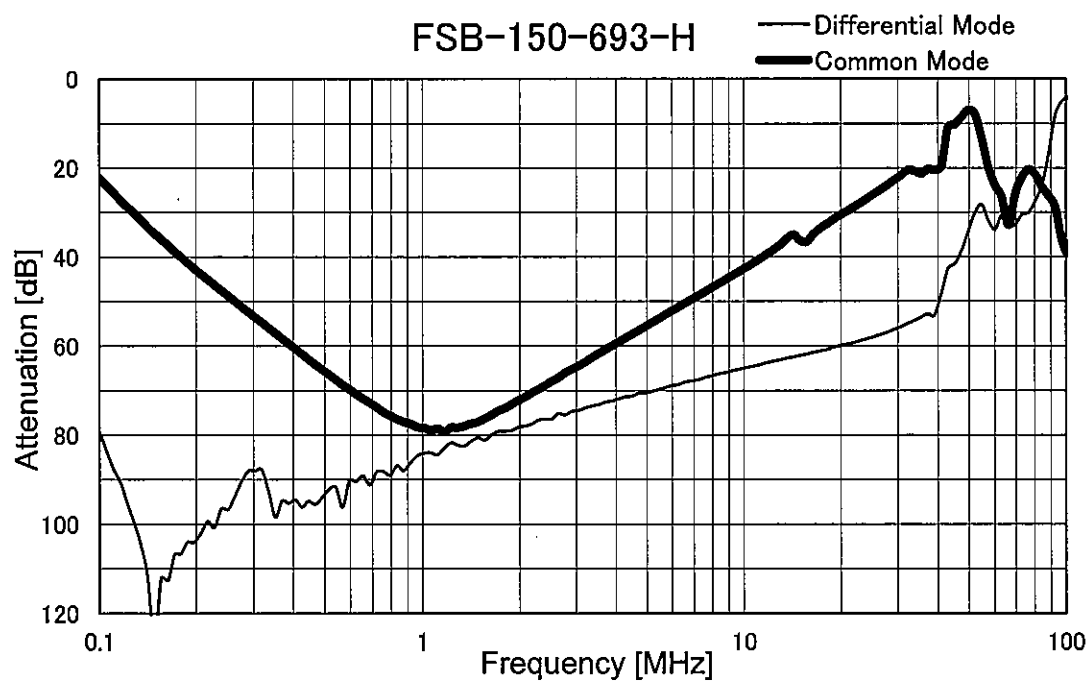
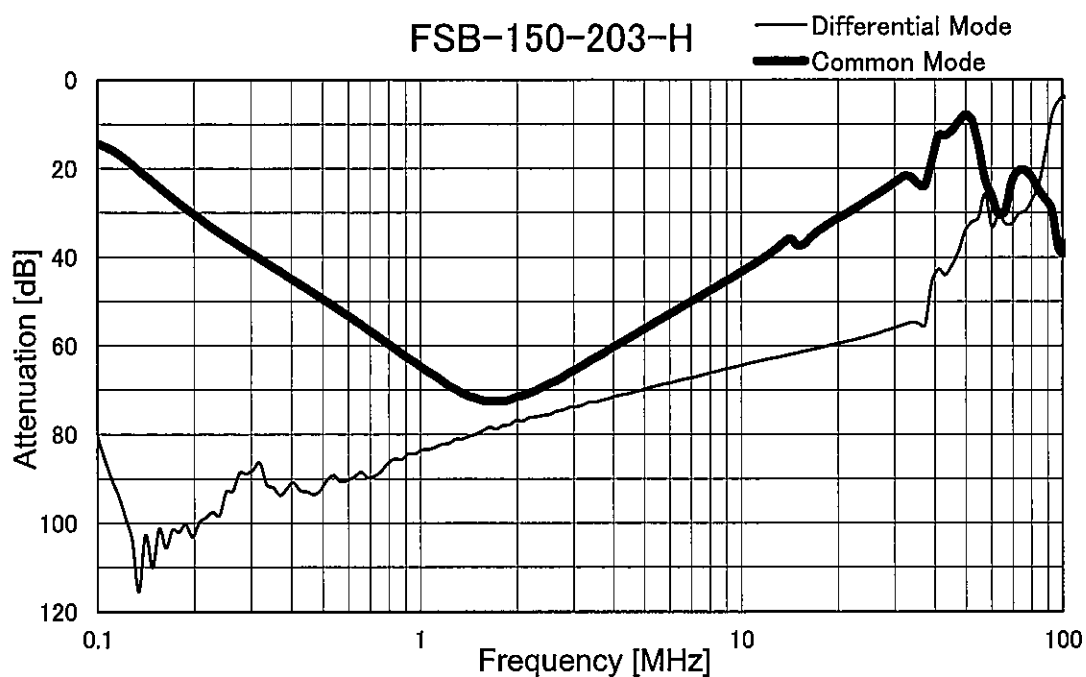
CONTENTS

1.Attenuation Characteristics	1
2.Leakage Current	3
3.Figure of Testing Circuitry	4

(Final Page 5)



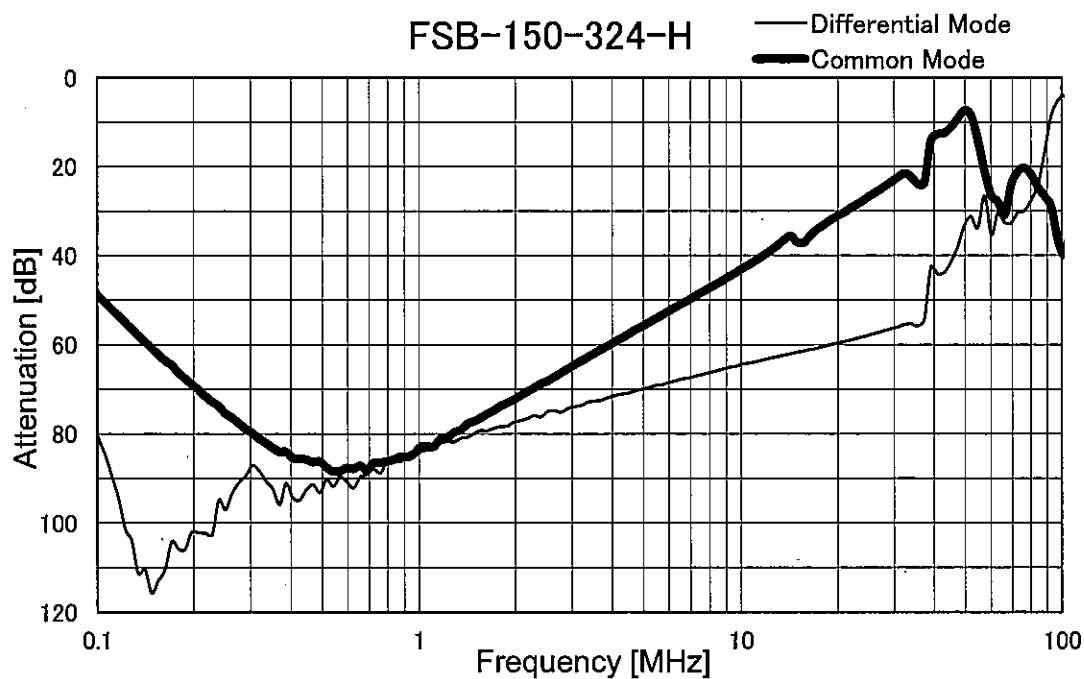
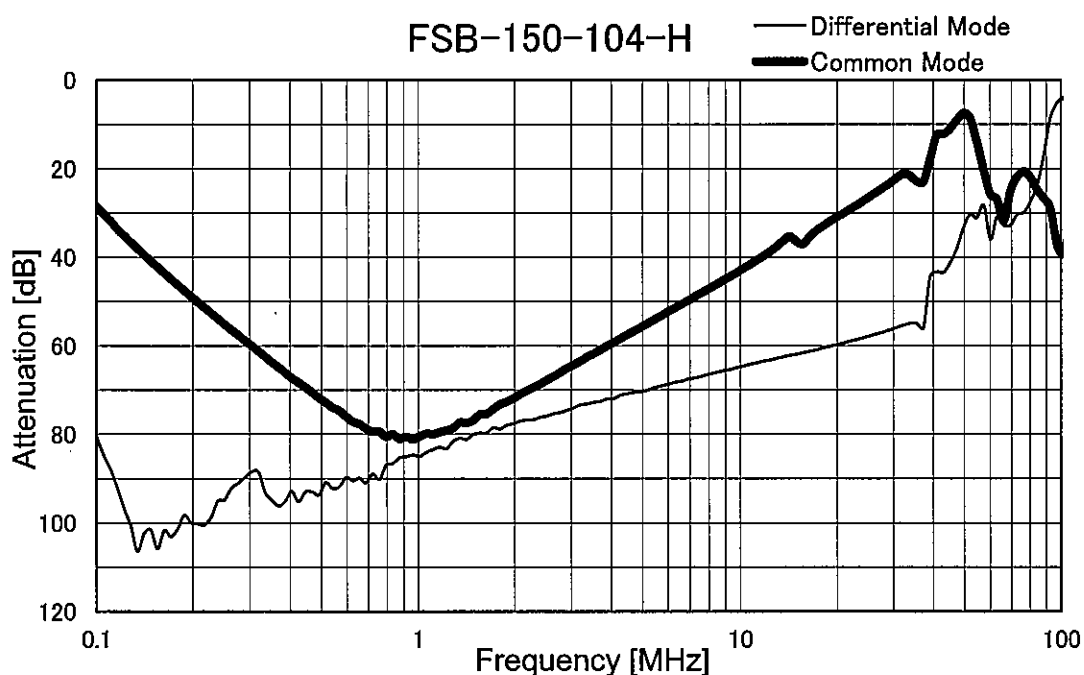
Model	FSB-150-□□□-H	
Item	Attenuation Characteristics	Temperature 25°C Testing Circuitry Figure A
Object		



COSEL

Model	FSB-150-□□□-H
Item	Attenuation Characteristics
Object	_____

Temperature 25°C
Testing Circuitry Figure A



COSEL

		Temperature 25°C Testing Circuitry Figure B
Model	FSB-150-□□□-H	
Item	Leakage Current	
Object	_____	

1.Results

[mA]

Model	Standards	Voltage system	Input Volt.					Note
			200[V]	250[V]	400[V]	480[V]	500[V]	
FSB-150-203-H	UL1283	Δ-connection	0.44	0.55	0.90	1.08	1.10	
		Wye-connection	0.003	0.003	0.010	0.010	0.010	
FSB-150-693-H	UL1283	Δ-connection	1.50	1.80	2.90	3.50	3.60	
		Wye-connection	0.008	0.008	0.010	0.012	0.012	
FSB-150-104-H	UL1283	Δ-connection	2.10	2.60	4.20	5.00	5.30	
		Wye-connection	0.005	0.006	0.010	0.012	0.013	
FSB-150-324-H	UL1283	Δ-connection	7.00	8.50	13.0	16.0	16.5	
		Wye-connection	0.025	0.028	0.035	0.037	0.040	

2.Condition

Leakage current value is concluded after measuring both phases of AC input and by choosing the larger one.

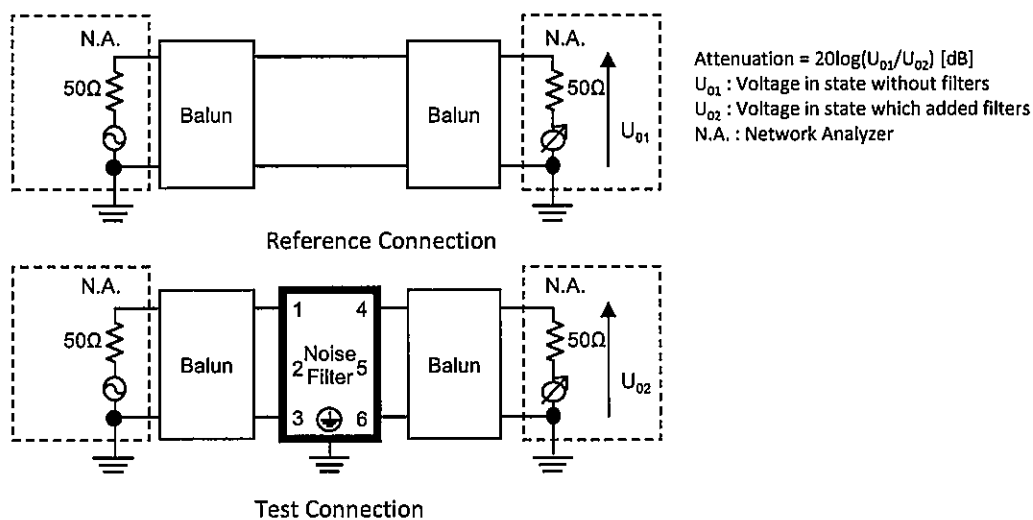


Figure A - 1 Differential mode attenuation measurement

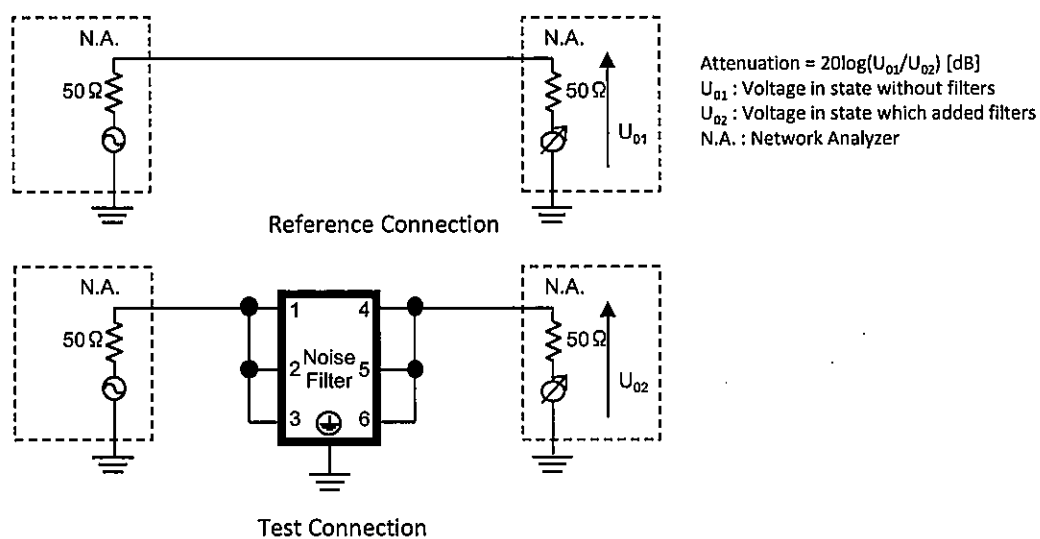


Figure A - 2 Common mode attenuation measurement

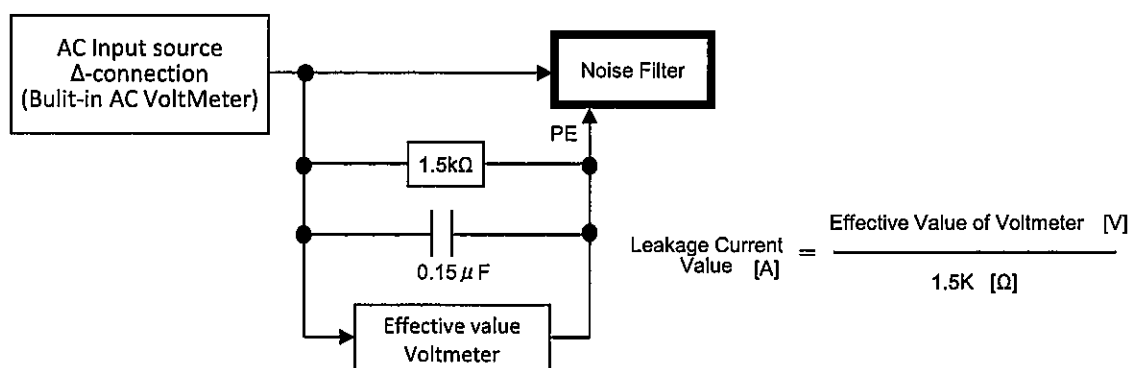


Figure B - 1 Leakage current measurement (UL1283 Δ-connection)

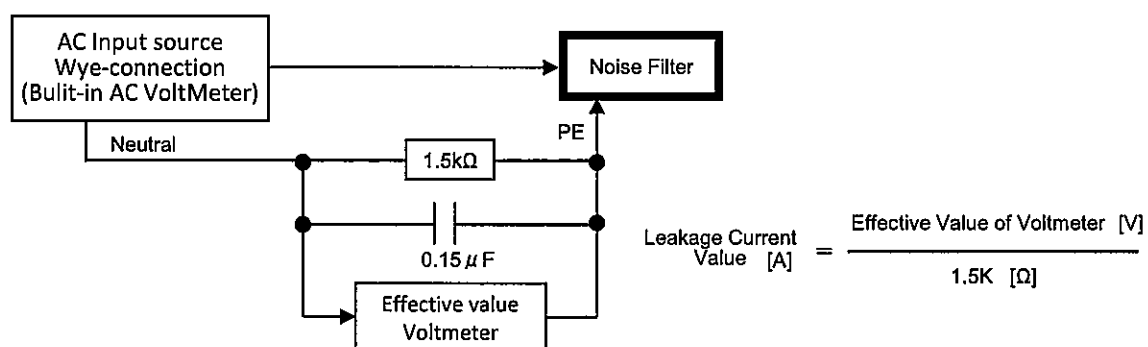


Figure B - 2 Leakage current measurement (UL1283 Wye-connection)