

TEST DATA OF FSB-20-□□□-H

Noise Filter

April. 28. 2016

Approved by : Tadayuki Noda Design Manager

Prepared by : Kenji Kamoi Design Engineer

COSEL CO.,LTD.

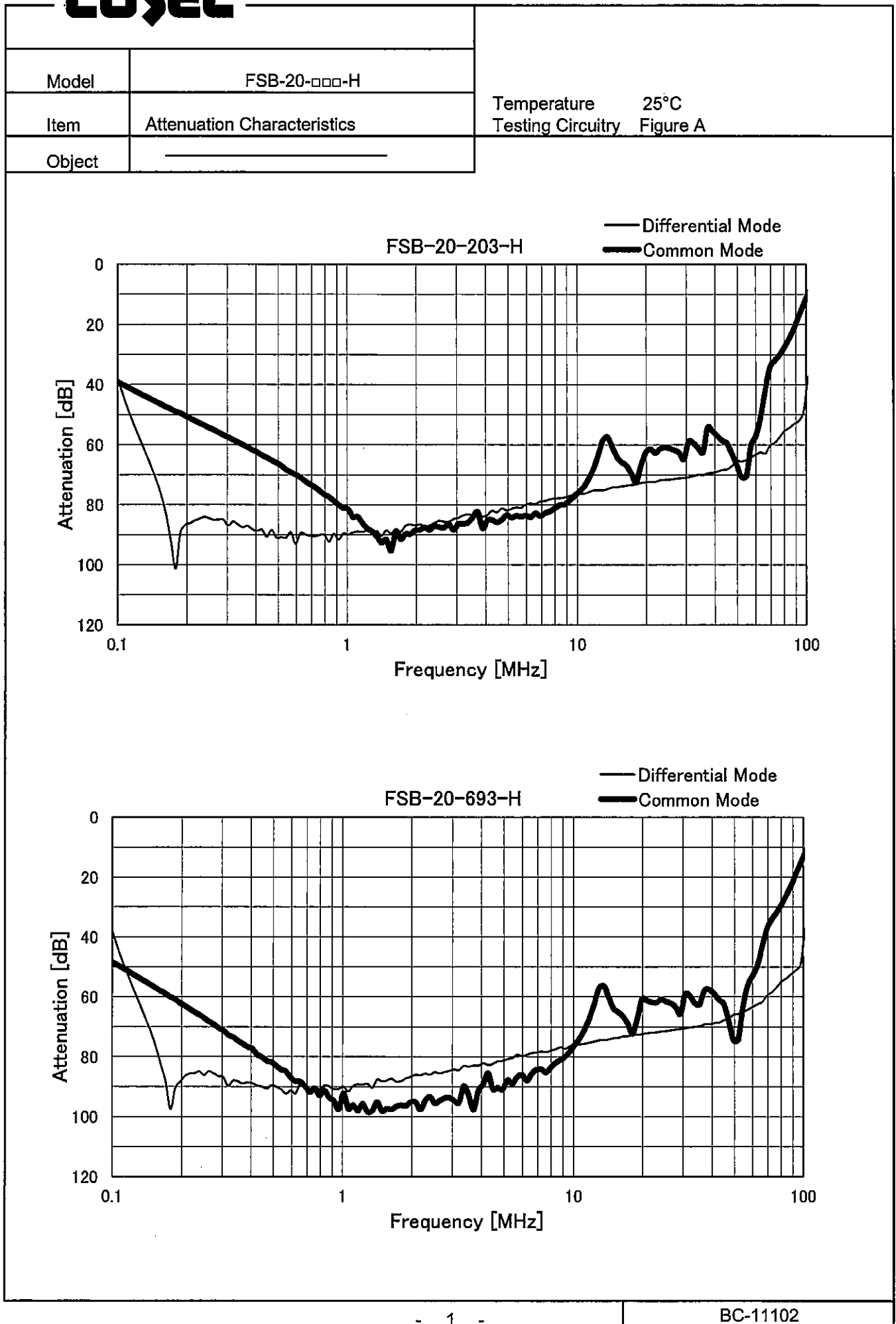


CONTENTS

1. Attenuation Characteristics	1
2. Leakage Current	4
3. Figure of Testing Circuitry	5

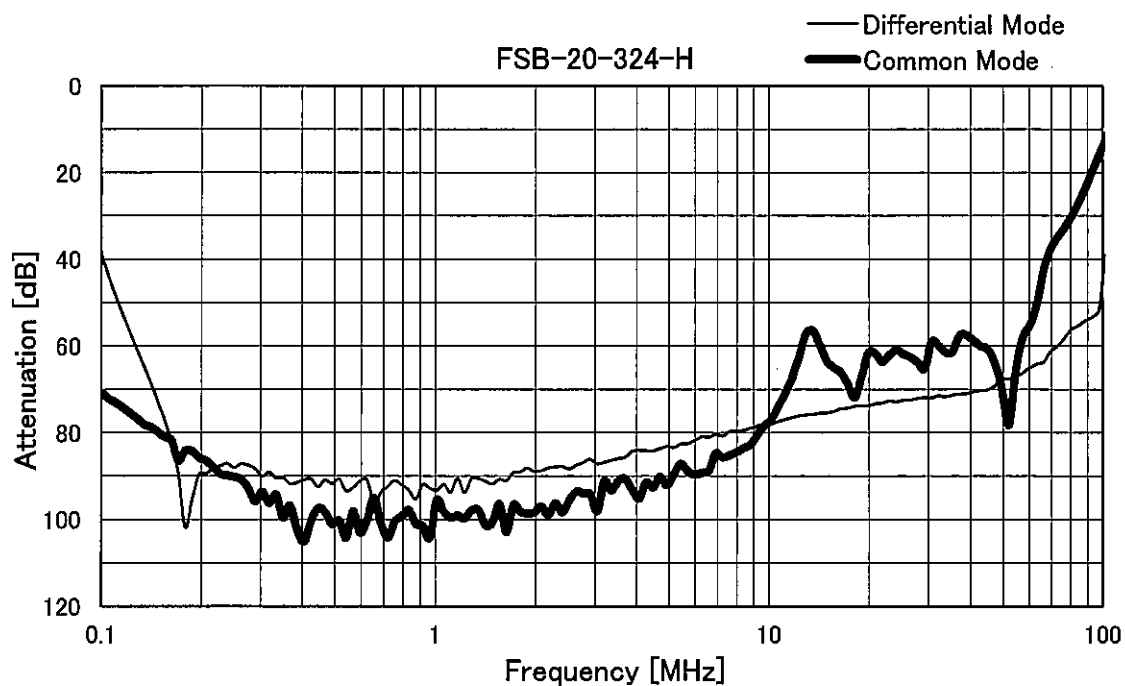
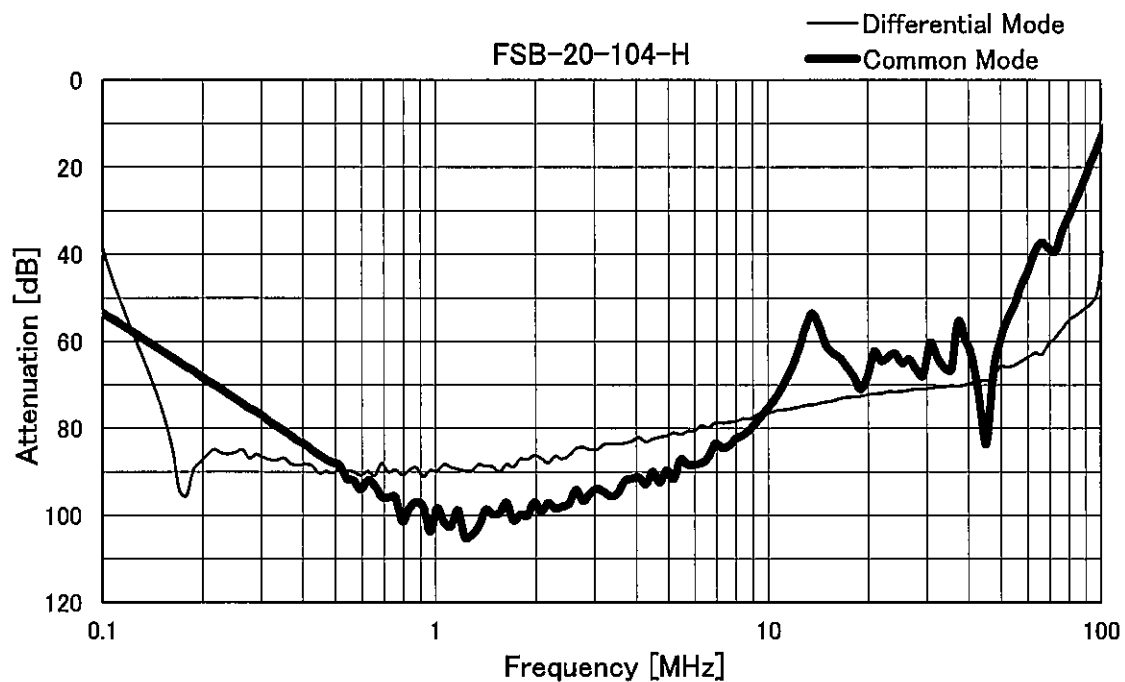
(Final Page 6)

COSEL



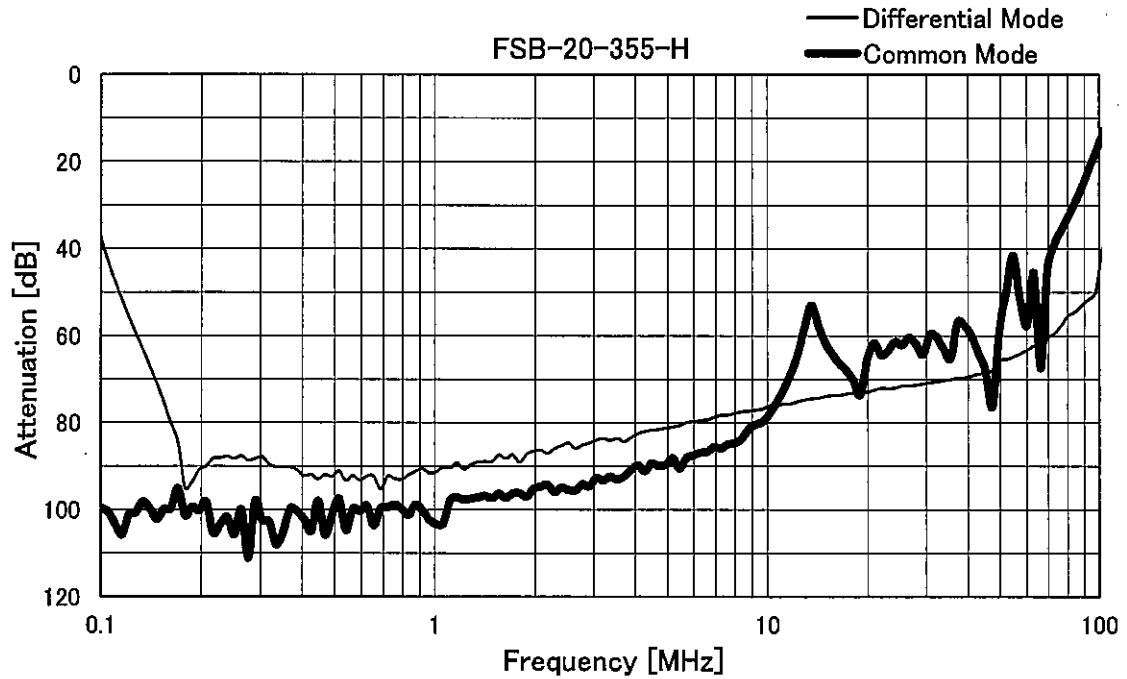
COSEL

Model	FSB-20-□□□-H	Temperature	25°C
Item	Attenuation Characteristics	Testing Circuitry	Figure A
Object	_____		



COSEL

Model	FSB-20-□□□-H	Temperature	25°C
Item	Attenuation Characteristics	Testing Circuitry	Figure A
Object	_____		



COSEL

Model	FSB-20-□□□-H	Temperature 25°C Testing Circuitry Figure B
Item	Leakage Current	
Object	_____	

1.Results

[mA]

Model	Standards	Voltage system	Input Volt.					Note
			200[V]	250[V]	400[V]	480[V]	500[V]	
FSB-20-203-H	UL1283	Δ-connection	0.44	0.55	0.88	1.00	1.10	
		Wye-connection	0.002	0.003	0.003	0.004	0.005	
FSB-20-693-H	UL1283	Δ-connection	1.50	1.80	2.90	3.60	3.70	
		Wye-connection	0.004	0.005	0.008	0.009	0.010	
FSB-20-104-H	UL1283	Δ-connection	2.10	2.60	4.20	5.00	5.30	
		Wye-connection	0.005	0.007	0.010	0.011	0.012	
FSB-20-324-H	UL1283	Δ-connection	6.40	8.00	13.0	15.4	16.0	
		Wye-connection	0.04	0.05	0.08	0.09	0.10	
FSB-20-355-H	UL1283	Δ-connection	62	78	122			Δ-connection's rated voltage is 400V(440Vmax)
		Wye-connection	0.26	0.32	0.52	0.63	0.65	

2.Condition

Leakage current value is concluded after measuring both phases of AC input and by choosing the larger one.

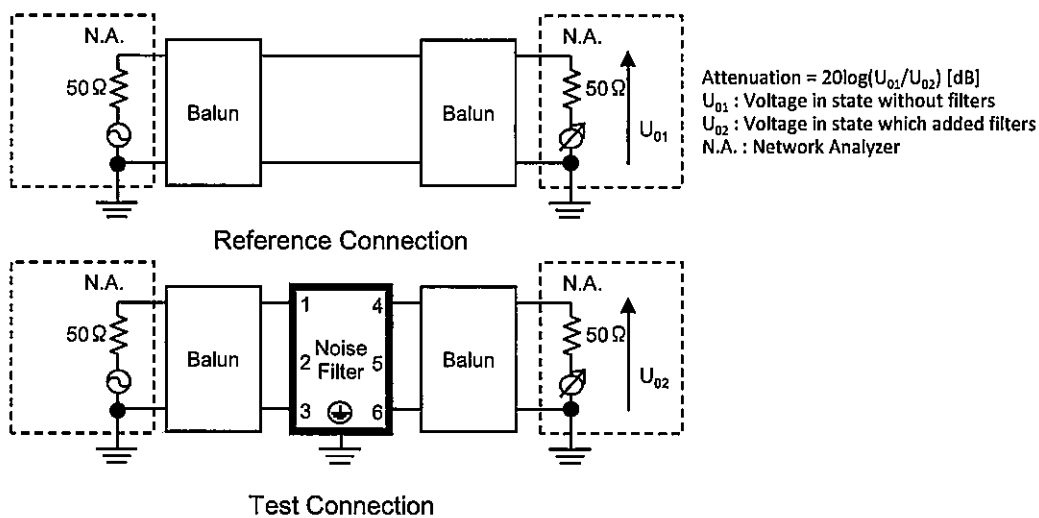


Figure A - 1 Differential mode attenuation measurement

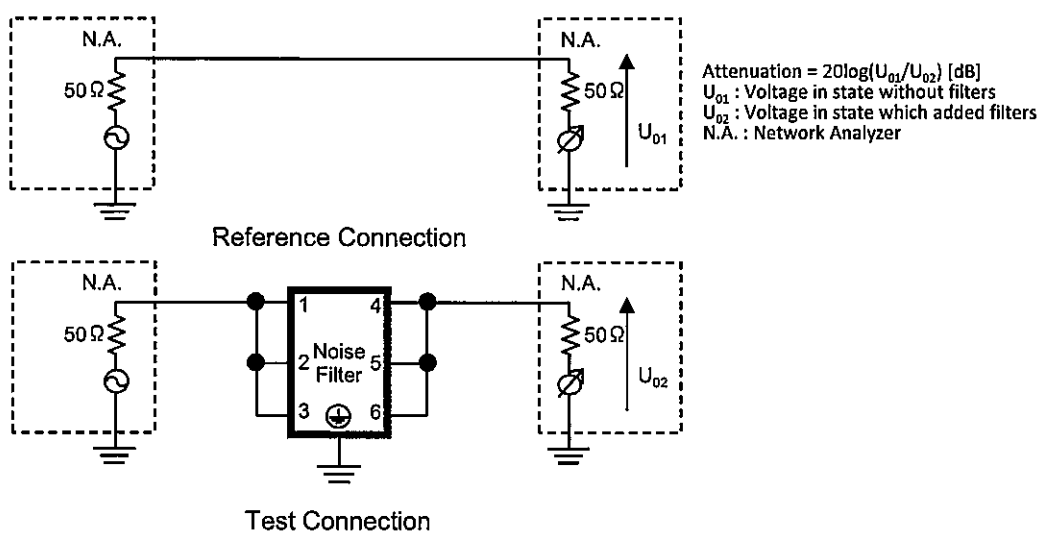


Figure A - 2 Common mode attenuation measurement

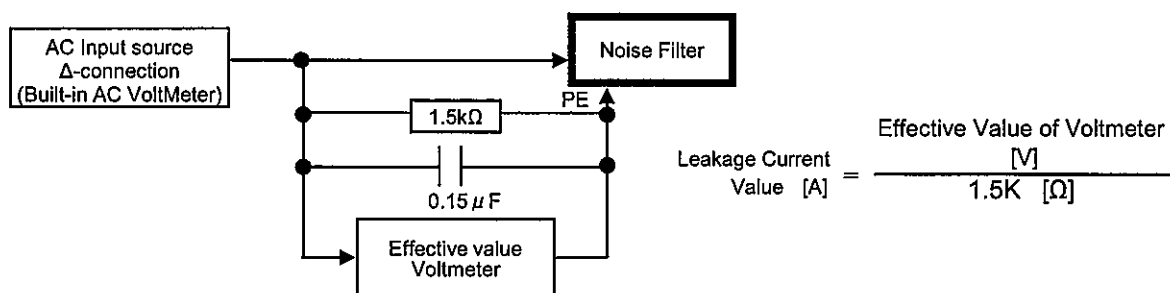


Figure B-1 Leakage current measurement (UL1283 Δ-connection)

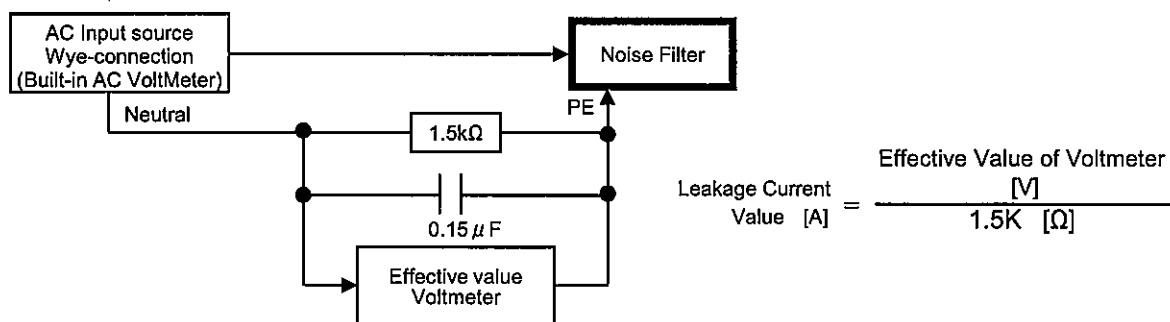


Figure B-2 Leakage current measurement (UL1283 Wye-connection)