



# TEST DATA OF FSB-50-□□□-HU

Noise Filter

Nov. 06 , 2017

Approved by : Tadayuki Noda Design Manager

Prepared by : Kenji Kamoi Design Engineer

**COSEL CO.,LTD.**

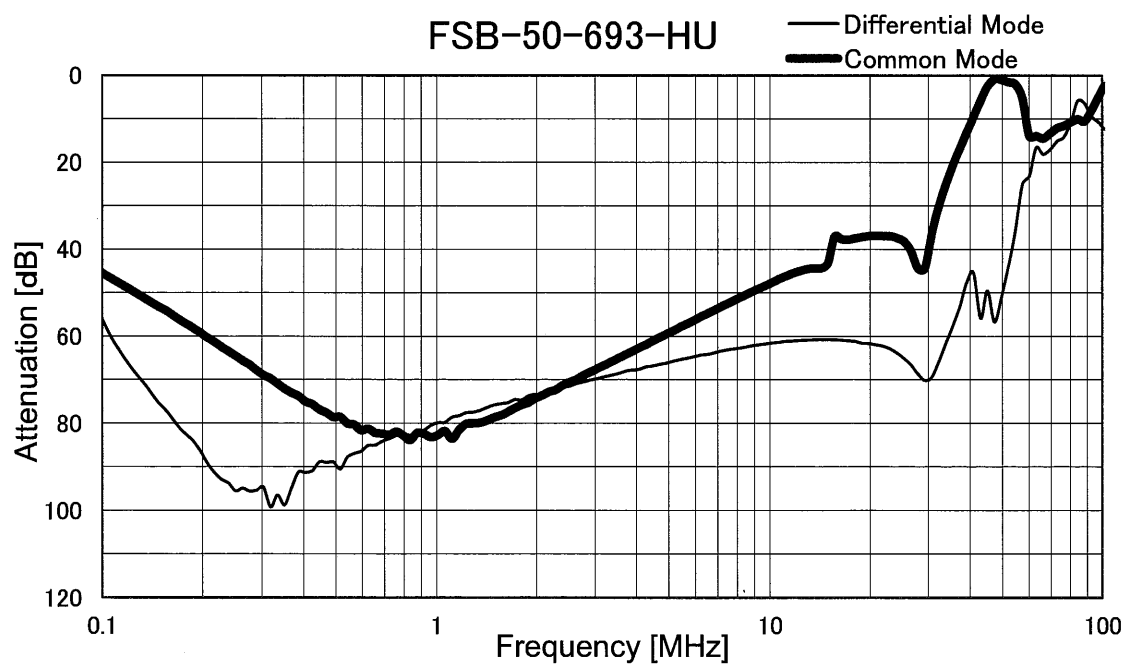
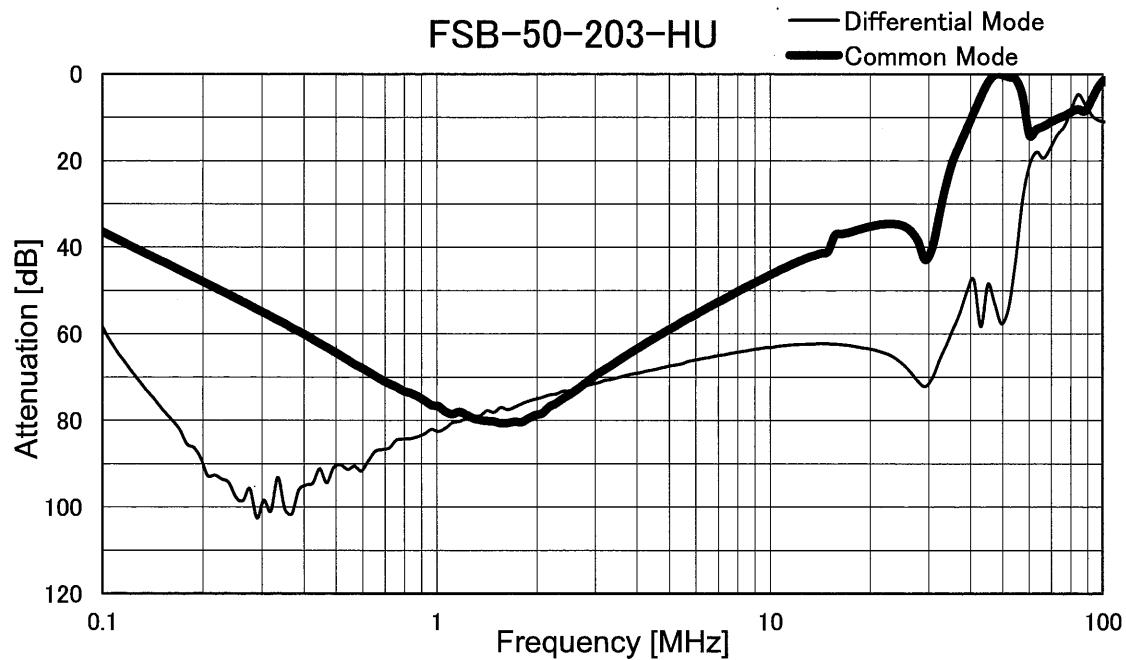
## CONTENTS

1.Attenuation Characteristics .....	1
2.Leakage Current .....	3
3.Figure of Testing Circuitry .....	4

(Final Page 5)

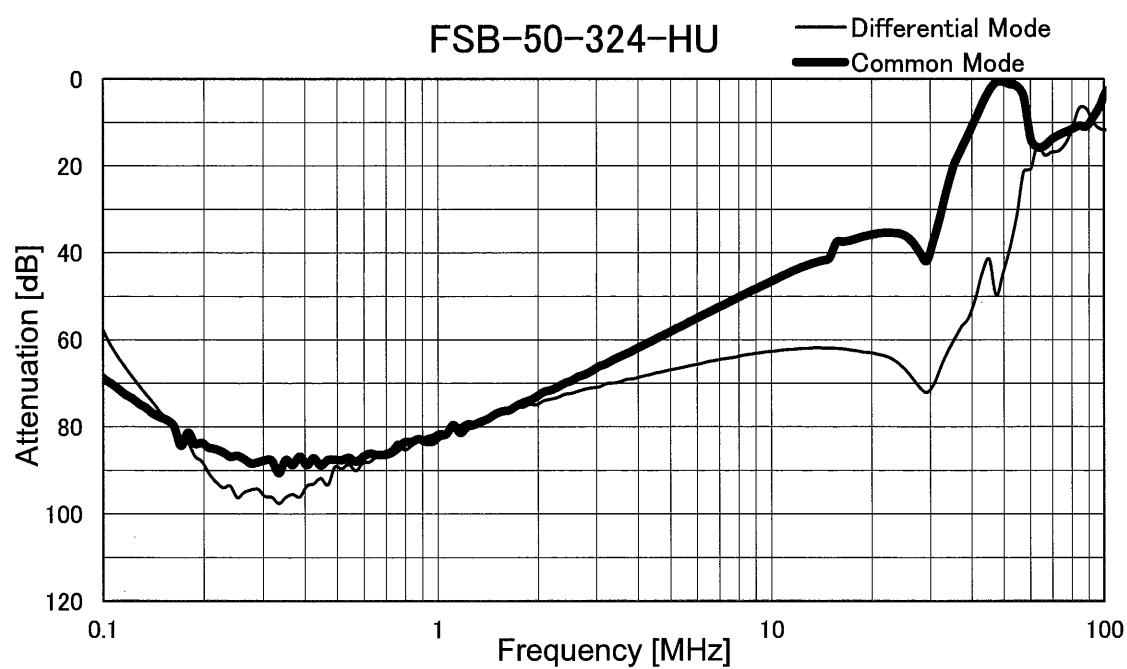
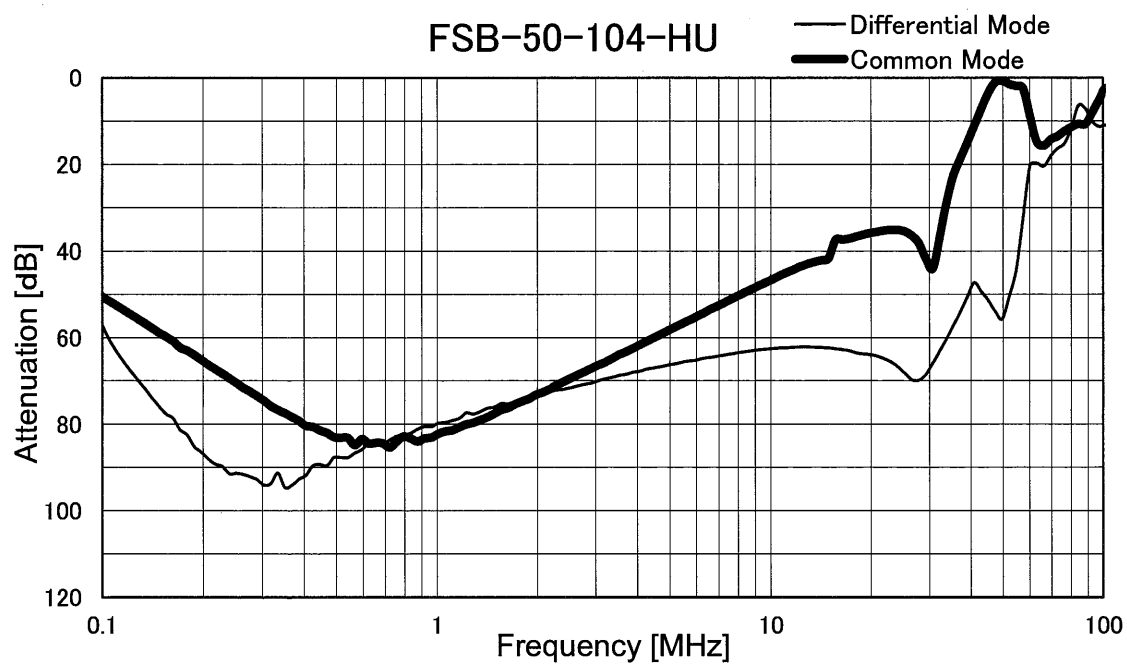
**COSEL**

Model	FSB-50-□□□-HU	Temperature	25°C
Item	Attenuation Characteristics	Testing Circuitry	Figure A
Object	_____		



**COSEL**

Model	FSB-50-□□□-HU	Temperature	25°C
Item	Attenuation Characteristics	Testing Circuitry	Figure A
Object	_____		





Model		FSB-50-□□□-HU	Temperature 25°C Testing Circuitry Figure B
Item		Leakage Current	
Object		_____	

## 1.Results

[mA]

Model	Standards	Voltage system	Input Volt.					Note
			200[V]	250[V]	400[V]	480[V]	500[V]	
FSB-50-203-HU	UL1283	Δ-connection	0.42	0.54				Δ-connection's rated voltage is 250V(275Vmax)
		Wye-connection	0.003	0.004				Δ-connection's rated voltage is 250V(275Vmax)
FSB-50-693-HU	UL1283	Δ-connection	1.50	1.80				Δ-connection's rated voltage is 250V(275Vmax)
		Wye-connection	0.01	0.01				Δ-connection's rated voltage is 250V(275Vmax)
FSB-50-104-HU	UL1283	Δ-connection	2.10	2.60				Δ-connection's rated voltage is 250V(275Vmax)
		Wye-connection	0.02	0.02				Δ-connection's rated voltage is 250V(275Vmax)
FSB-50-324-HU	UL1283	Δ-connection	6.50	8.00				Δ-connection's rated voltage is 250V(275Vmax)
		Wye-connection	0.07	0.07				Δ-connection's rated voltage is 250V(275Vmax)

## 2.Condition

Leakage current value is concluded after measuring both phases of AC input and by choosing the larger one.

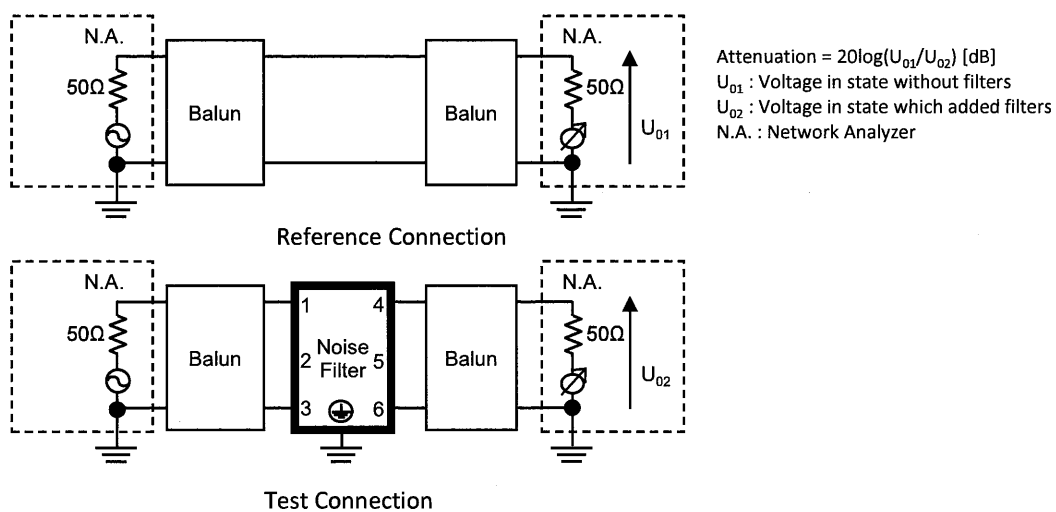


Figure A - 1 Differential mode attenuation measurement

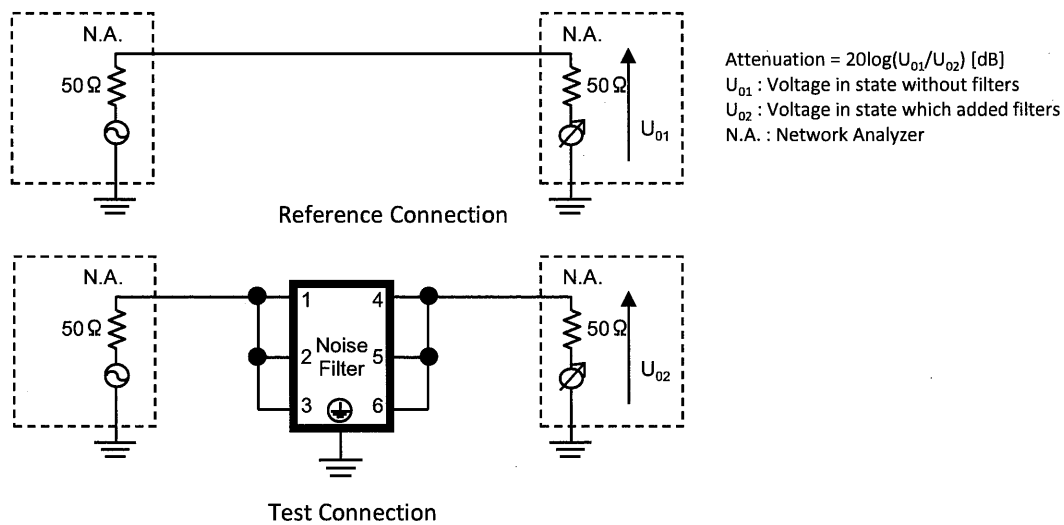


Figure A - 2 Common mode attenuation measurement

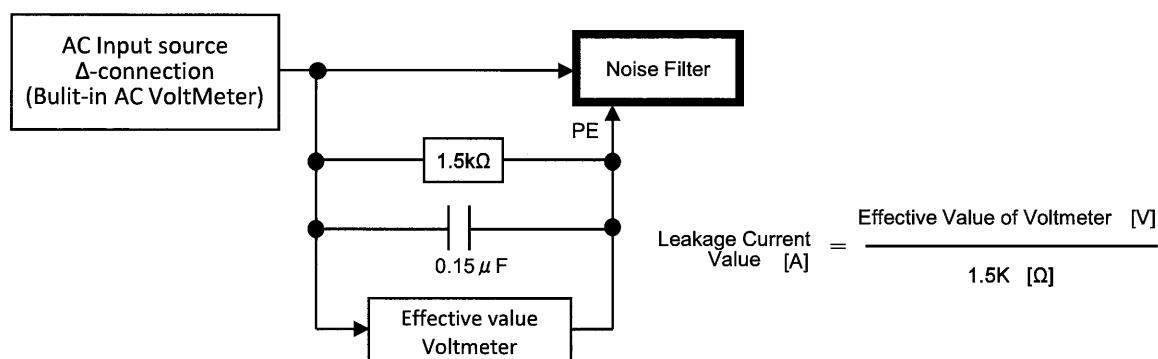


Figure B - 1 Leakage current measurement ( UL1283 Δ-connection)

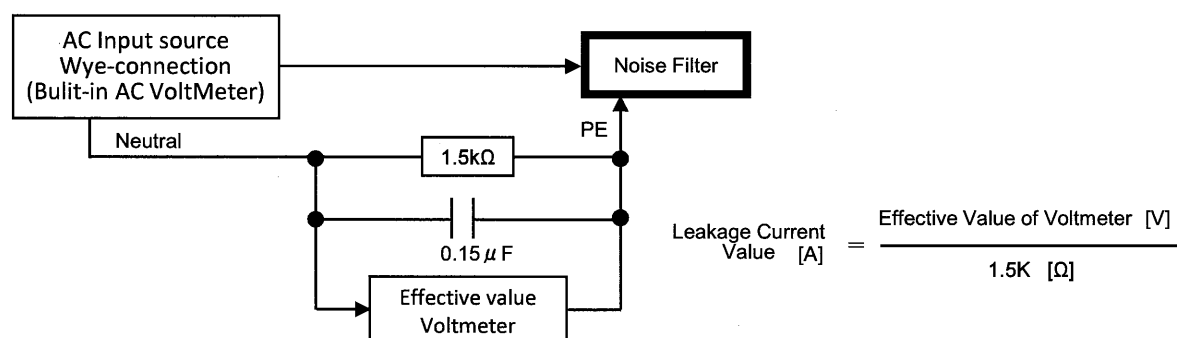


Figure B - 2 Leakage current measurement ( UL1283 Wye-connection)