



TEST DATA OF FSB-60-□□□-U

Noise Filter

Nov. 06 , 2017

Approved by : Tadayuki Noda
Tadayuki Noda Design Manager

Prepared by : Kenji Kamoi
Kenji Kamoi Design Engineer

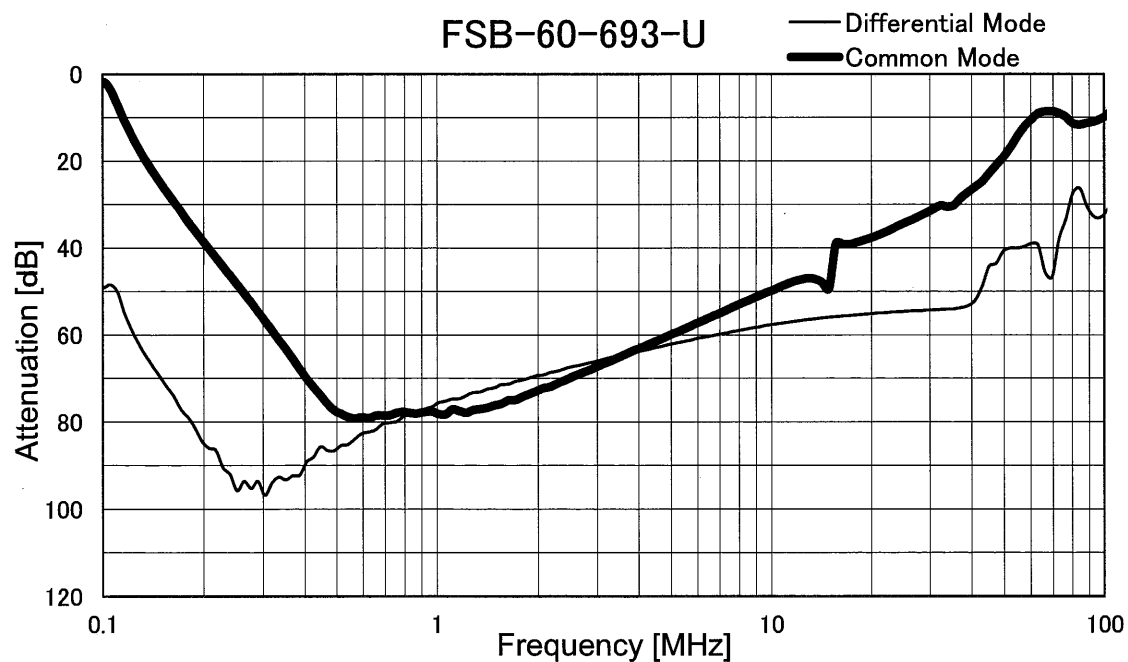
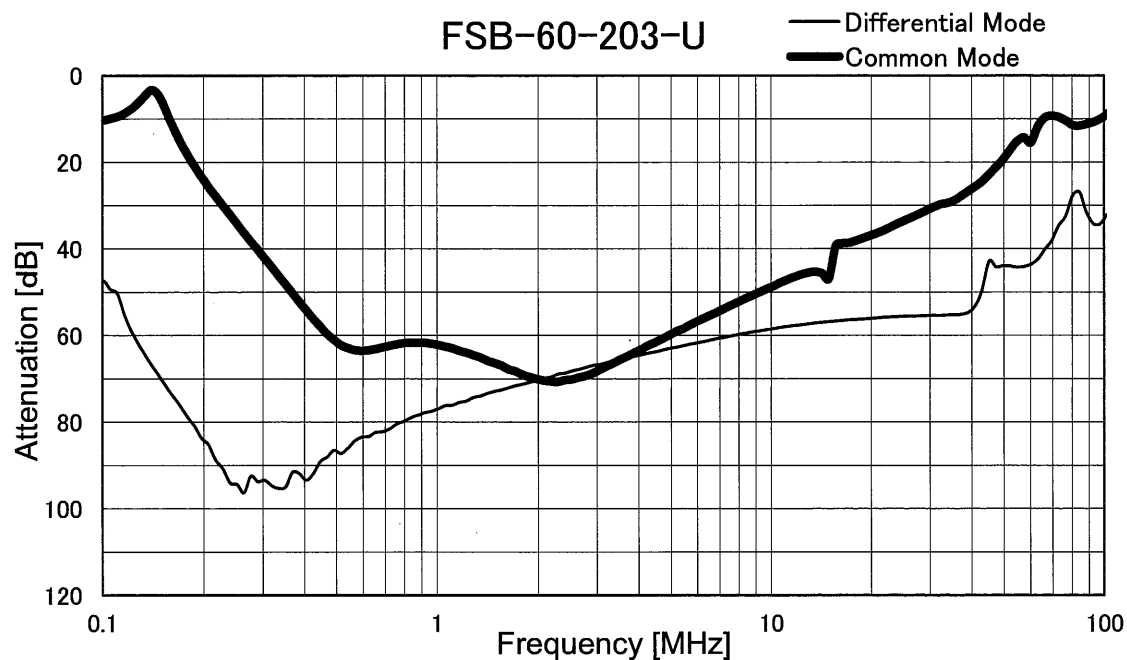
COSEL CO.,LTD.

CONTENTS

1.Attenuation Characteristics	1
2.Leakage Current	4
3.Figure of Testing Circuitry	5
(Final Page 6)	

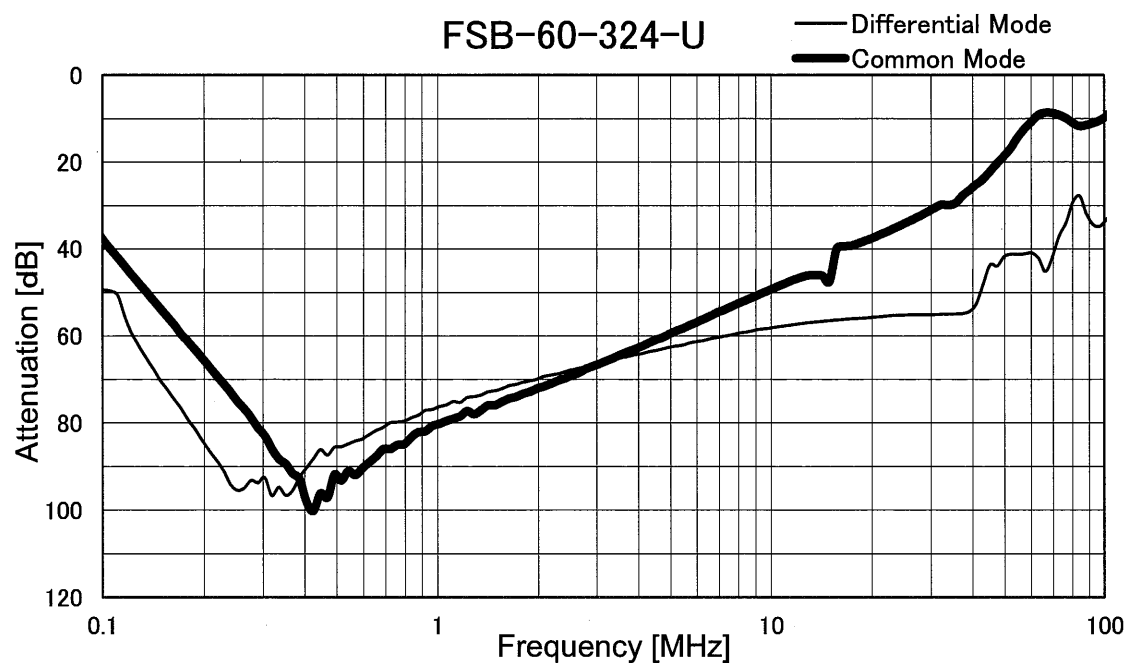
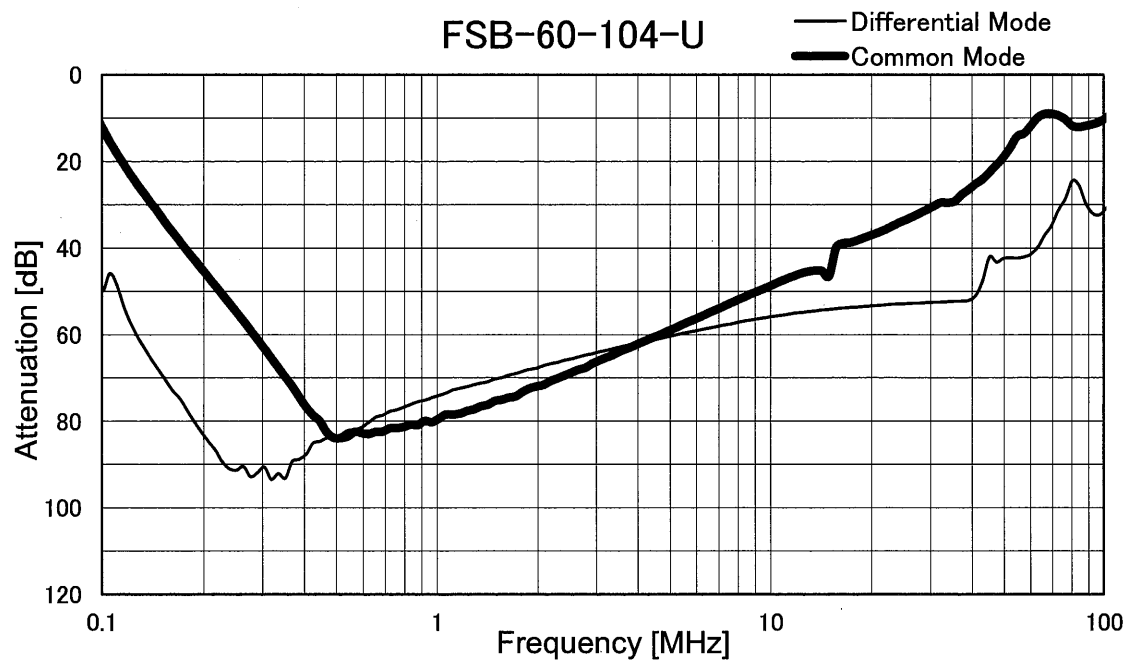
COSEL

		Temperature 25°C Testing Circuitry Figure A
Model	FSB-60-□□□-U	
Item	Attenuation Characteristics	
Object	_____	



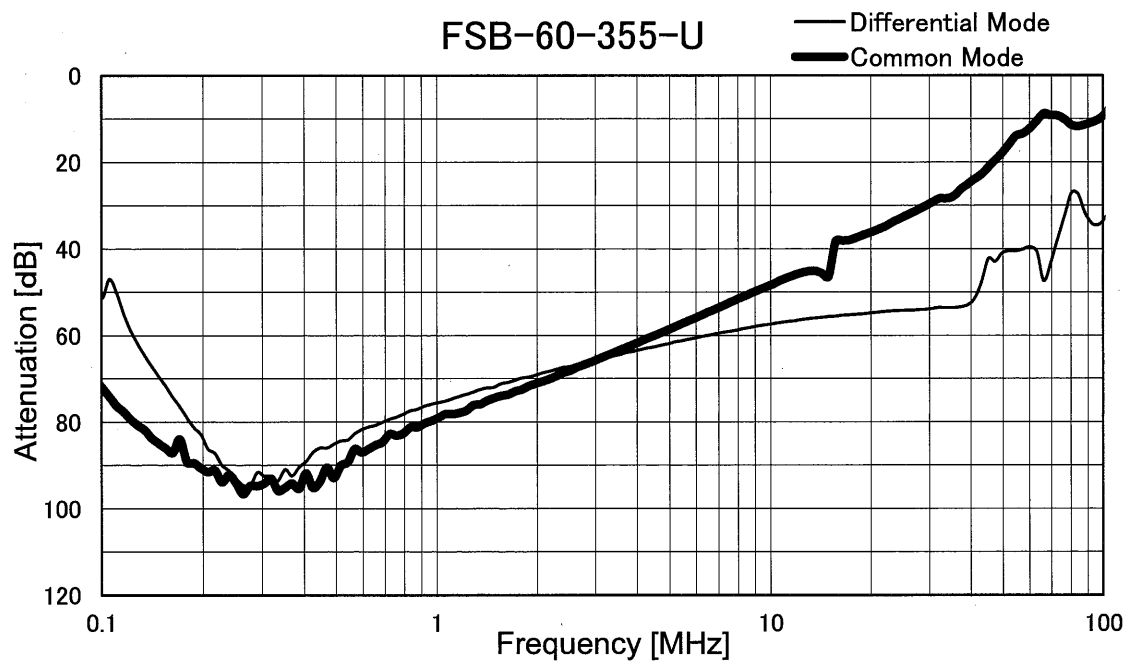
COSEL

Model	FSB-60-□□□-U	Temperature	25°C
Item	Attenuation Characteristics	Testing Circuitry	Figure A
Object	_____		



COSEL

		Temperature 25°C Testing Circuitry Figure A
Model	FSB-60-□□□-U	
Item	Attenuation Characteristics	
Object	_____	





Model		FSB-60-□□□-U	Temperature 25°C Testing Circuitry Figure B
Item		Leakage Current	
Object		_____	

1.Results

[mA]

Model	Standards	Voltage system	Input Volt.					Note
			200[V]	250[V]	400[V]	480[V]	500[V]	
FSB-60-203-U	UL1283	Δ-connection	0.42	0.54				Δ-connection's rated voltage is 250V(275Vmax)
		Wye-connection	0.003	0.004				Δ-connection's rated voltage is 250V(275Vmax)
FSB-60-693-U	UL1283	Δ-connection	1.50	1.80				Δ-connection's rated voltage is 250V(275Vmax)
		Wye-connection	0.01	0.01				Δ-connection's rated voltage is 250V(275Vmax)
FSB-60-104-U	UL1283	Δ-connection	2.10	2.60				Δ-connection's rated voltage is 250V(275Vmax)
		Wye-connection	0.02	0.02				Δ-connection's rated voltage is 250V(275Vmax)
FSB-60-324-U	UL1283	Δ-connection	6.50	8.00				Δ-connection's rated voltage is 250V(275Vmax)
		Wye-connection	0.07	0.07				Δ-connection's rated voltage is 250V(275Vmax)
FSB-60-355-U	UL1283	Δ-connection	60.0	76.0				Δ-connection's rated voltage is 250V(275Vmax)
		Wye-connection	0.30	0.36				Δ-connection's rated voltage is 250V(275Vmax)

2.Condition

Leakage current value is concluded after measuring both phases of AC input and by choosing the larger one.

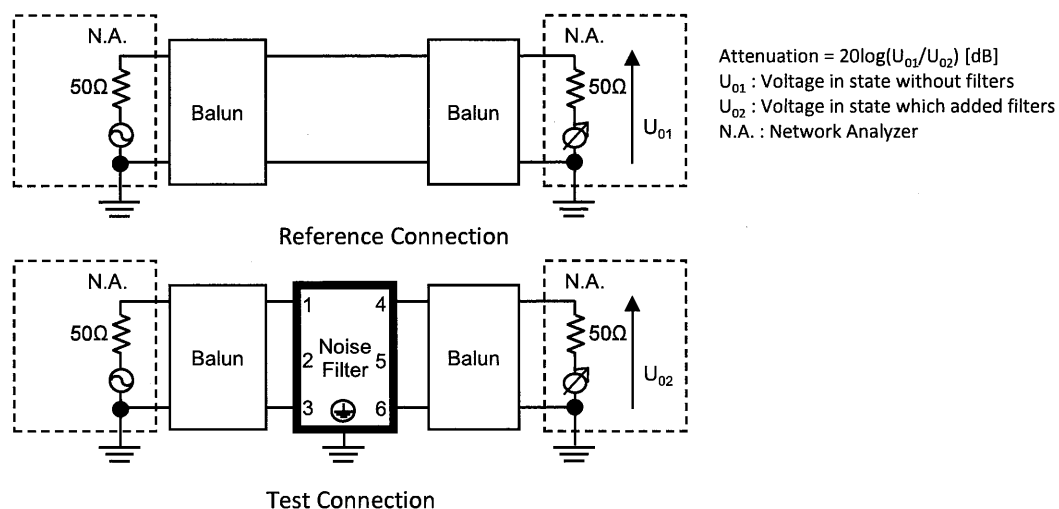


Figure A - 1 Differential mode attenuation measurement

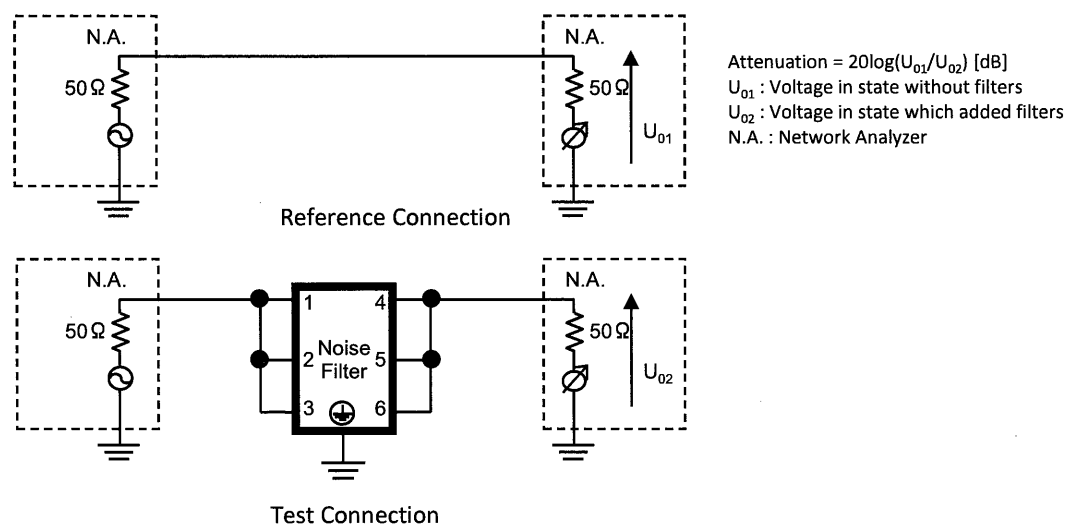


Figure A - 2 Common mode attenuation measurement

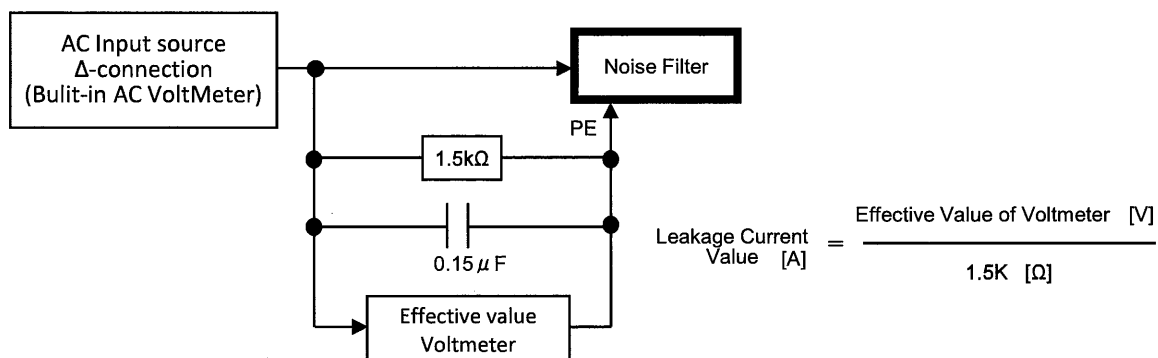


Figure B - 1 Leakage current measurement (UL1283 Δ-connection)

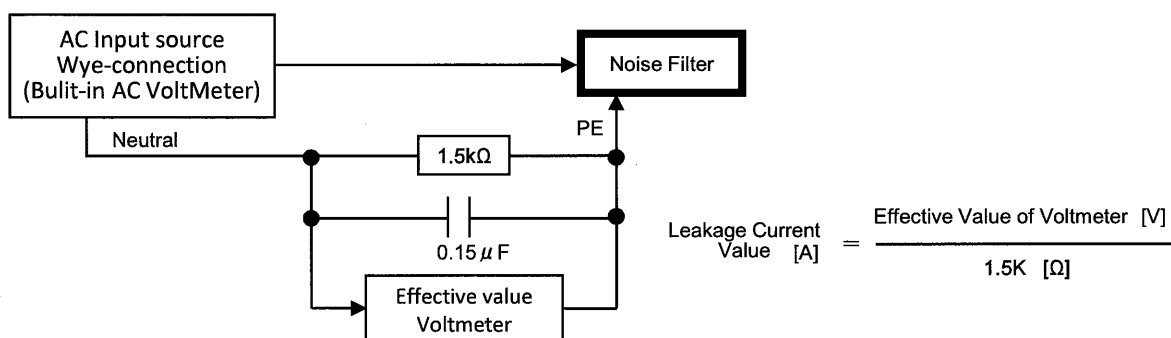


Figure B - 2 Leakage current measurement (UL1283 Wye-connection)