

TEST DATA OF JAC-10-103-HU JAC-10-223-HU JAC-10-683-HU

Noise Filter

Mar. 29 , 2019

Approved by : Tadayuki Noda
Tadayuki Noda Design Manager

Prepared by : Hiroki Ohta
Hiroki Ohta Design Engineer

COSEL CO.,LTD.

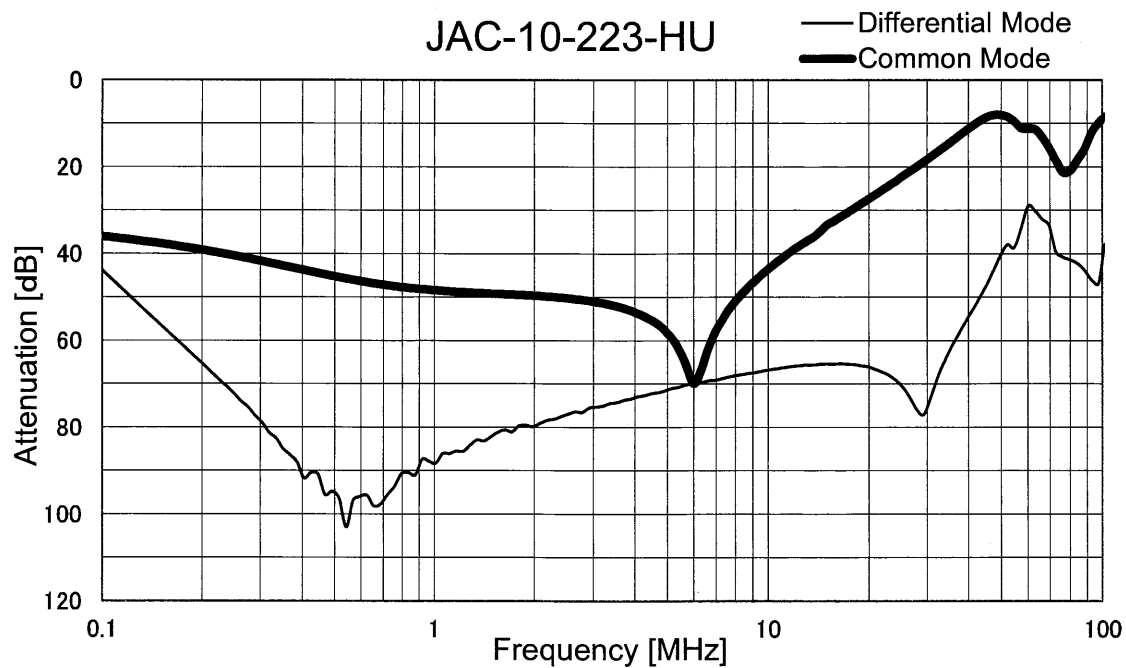
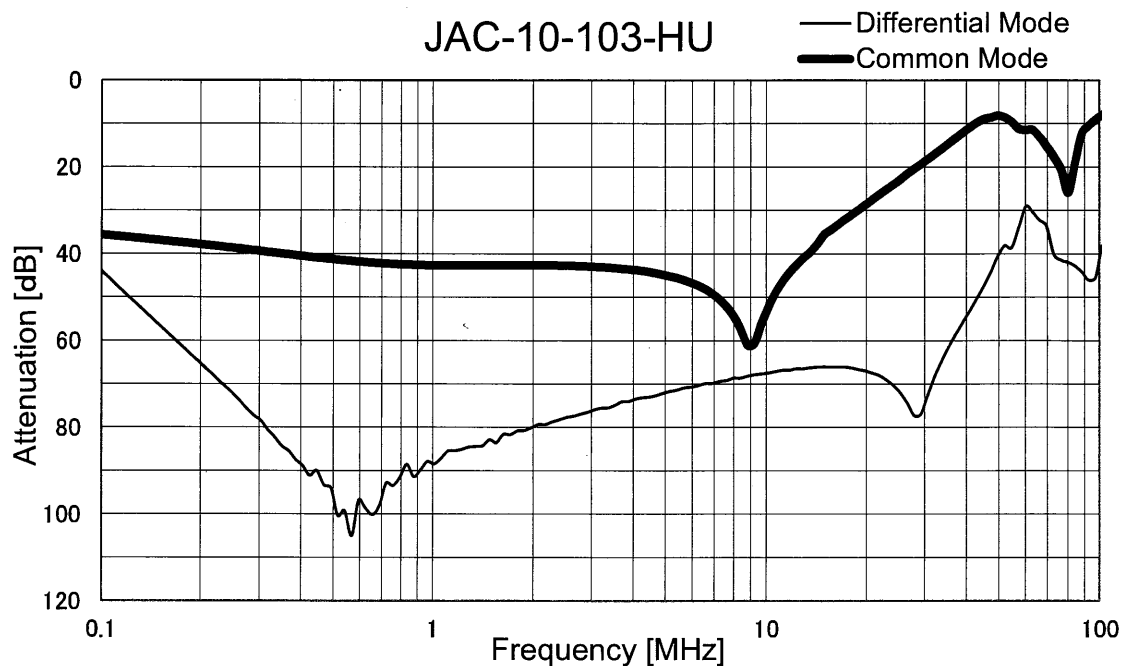


CONTENTS

1. Attenuation Characteristics	1
2. Leakage Current	3
3. Figure of Testing Circuitry	4
(Final Page 5)	

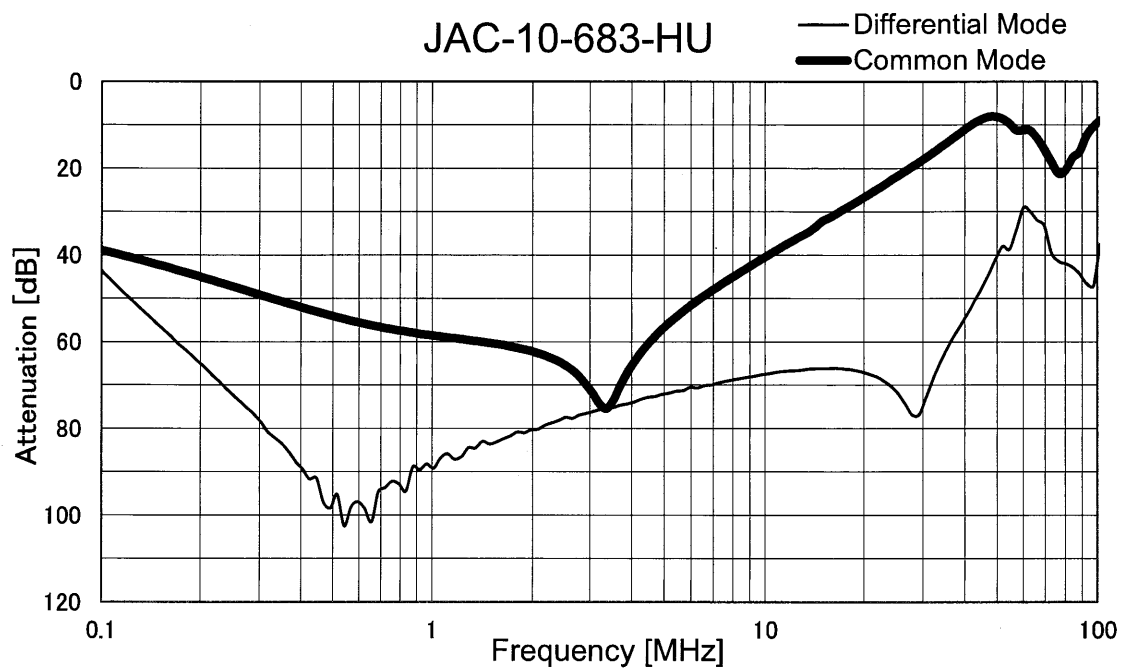
COSEL

Model	JAC-10-103-HU, JAC-10-223-HU JAC-10-683-HU	Temperature	25°C
Item	Attenuation Characteristics	Testing Circuitry	Figure A
Object	_____		



COSEL

Model	JAC-10-103-HU, JAC-10-223-HU JAC-10-683-HU	Temperature 25°C Testing Circuitry Figure A	
Item	Attenuation Characteristics		
Object			



COSEL

Model	JAC-10-103-HU, JAC-10-223-HU JAC-10-683-HU	Temperature 25°C Testing Circuitry Figure B
Item	Leakage Current	
Object		

1.Results

[mA]

Model	Standards	Voltage system	Input Volt.					Note
			200[V]	250[V]	400[V]	480[V]	500[V]	
JAC-10-103-HU	UL1283	Δ-connection	0.23	0.28				Rated voltage 250V(275Vmax)
		Wye-connection						Rated voltage 250V(275Vmax)
JAC-10-223-HU	UL1283	Δ-connection	0.46	0.58				Rated voltage 250V(275Vmax)
		Wye-connection						Rated voltage 250V(275Vmax)
JAC-10-683-HU	UL1283	Δ-connection	1.4	1.8				Rated voltage 250V(275Vmax)
		Wye-connection						Rated voltage 250V(275Vmax)

2.Condition

Leakage current value is concluded after measuring both phases of AC input and by choosing the larger one.

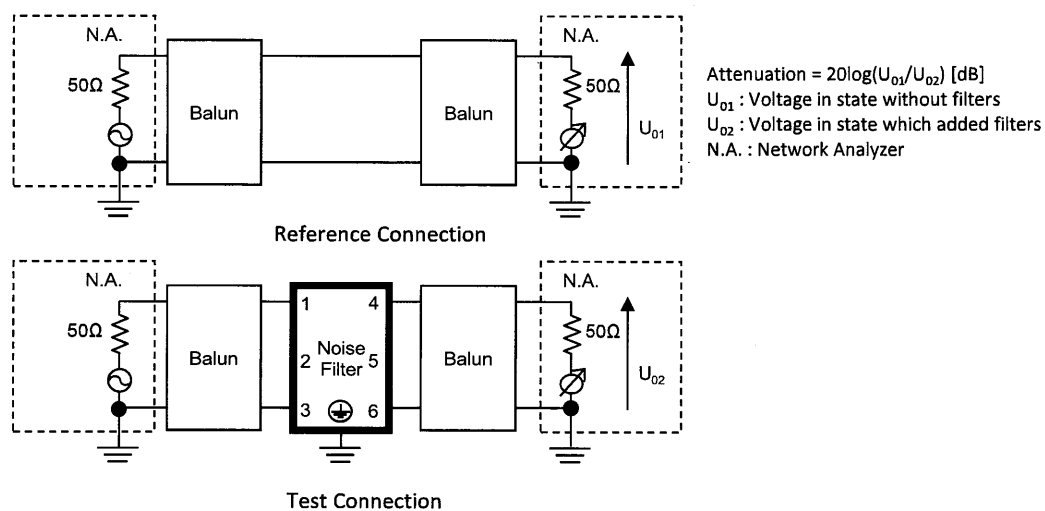


Figure A - 1 Differential mode attenuation measurement

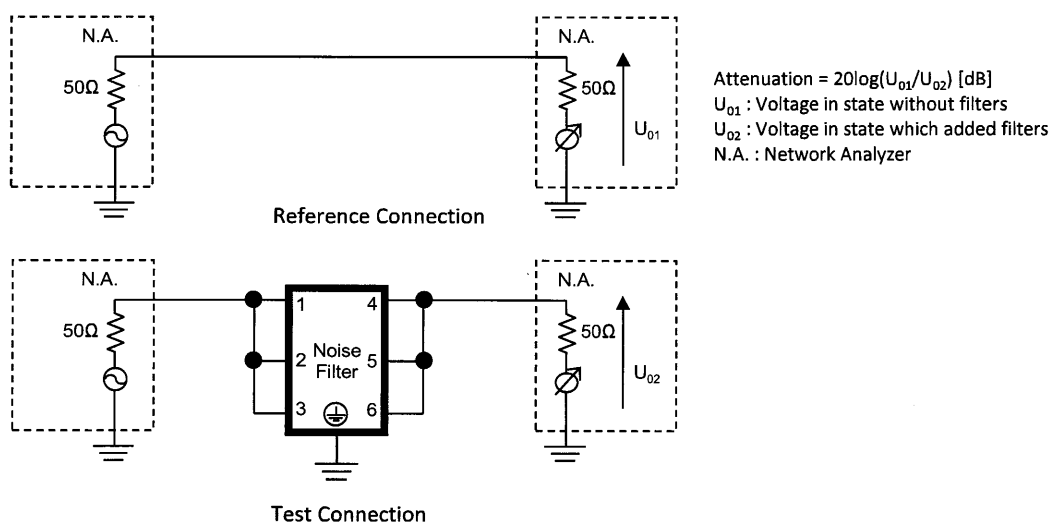


Figure A - 2 Common mode attenuation measurement

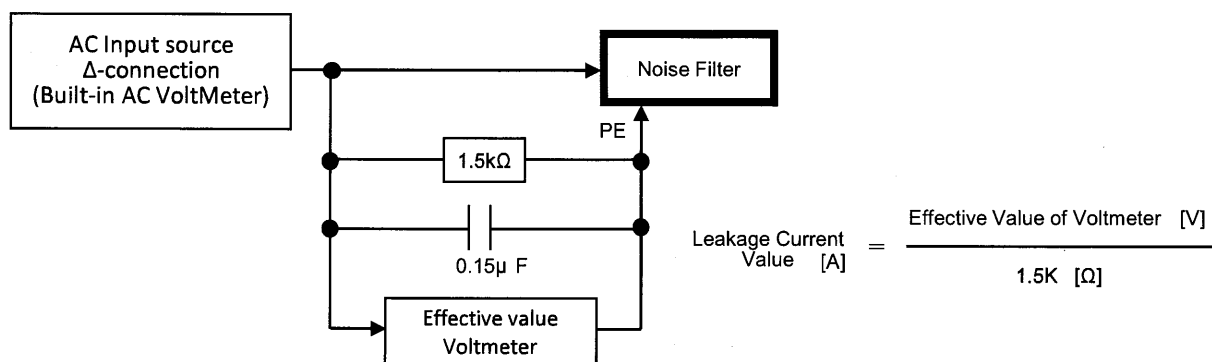


Figure B - 1 Leakage current measurement (UL1283 Δ -connection)

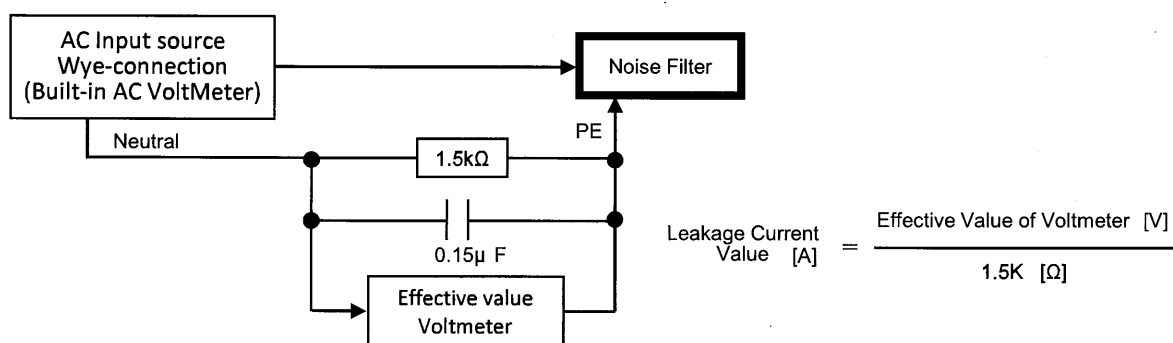


Figure B - 2 Leakage current measurement (UL1283 Wye-connection)