

# TEST DATA OF JAC-10-224-U

Noise Filter

Mar. 29 , 2019

Approved by : Tadayuki Noda  
Tadayuki Noda Design Manager

Prepared by : Hiroki Ohta  
Hiroki Ohta Design Engineer

**COSEL CO.,LTD.**

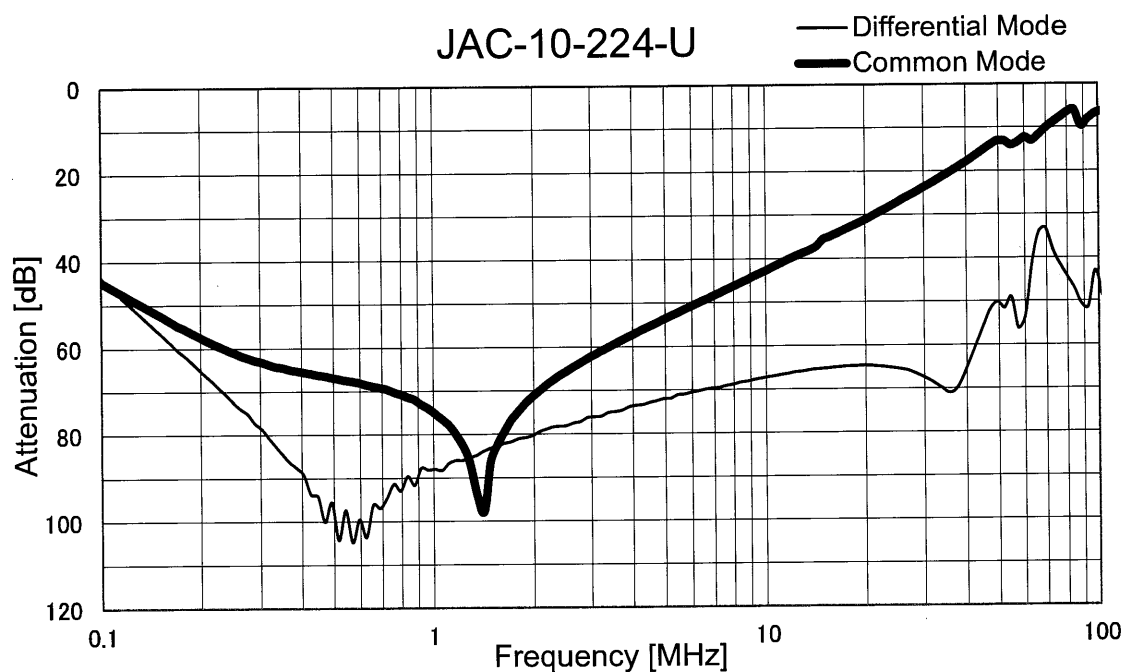


## CONTENTS

1. Attenuation Characteristics .....	1
2. Leakage Current .....	2
3. Figure of Testing Circuitry .....	3
(Final Page 4)	

**COSEL**

Model	JAC-10-224-U	Temperature 25°C Testing Circuitry Figure A
Item	Attenuation Characteristics	
Object		





Model		JAC-10-224-U	Temperature 25°C Testing Circuitry Figure B
Item		Leakage Current	
Object			

# 1.Results

[mA]

Model	Standards	Voltage system	Input Volt.					Note
			200[V]	250[V]	400[V]	480[V]	500[V]	
JAC-10-224-U	UL1283	Δ-connection	8.40	10.4				Rated voltage 250V(275Vmax)
		Wye-connection						Rated voltage 250V(275Vmax)

# 2.Condition

Leakage current value is concluded after measuring both phases of AC input and by choosing the larger one.

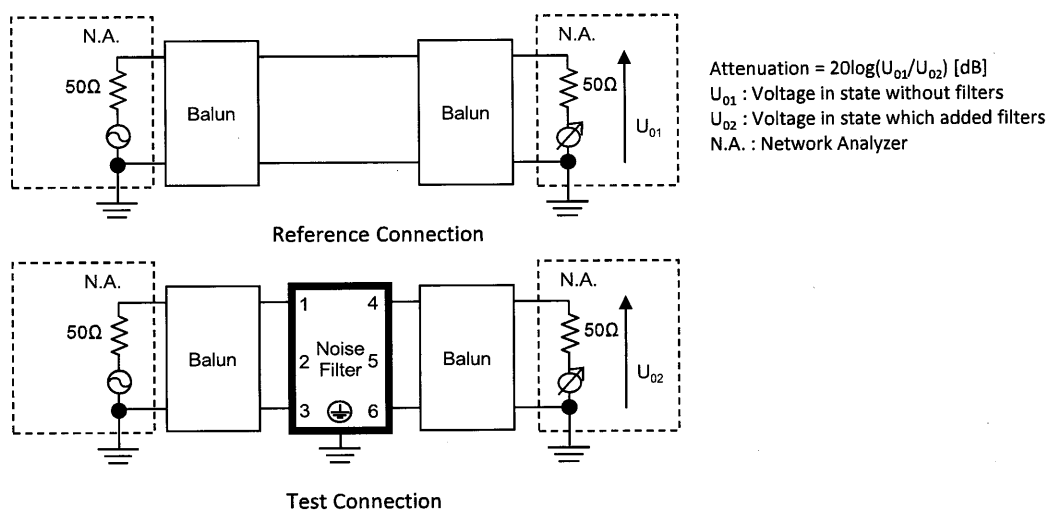


Figure A - 1 Differential mode attenuation measurement

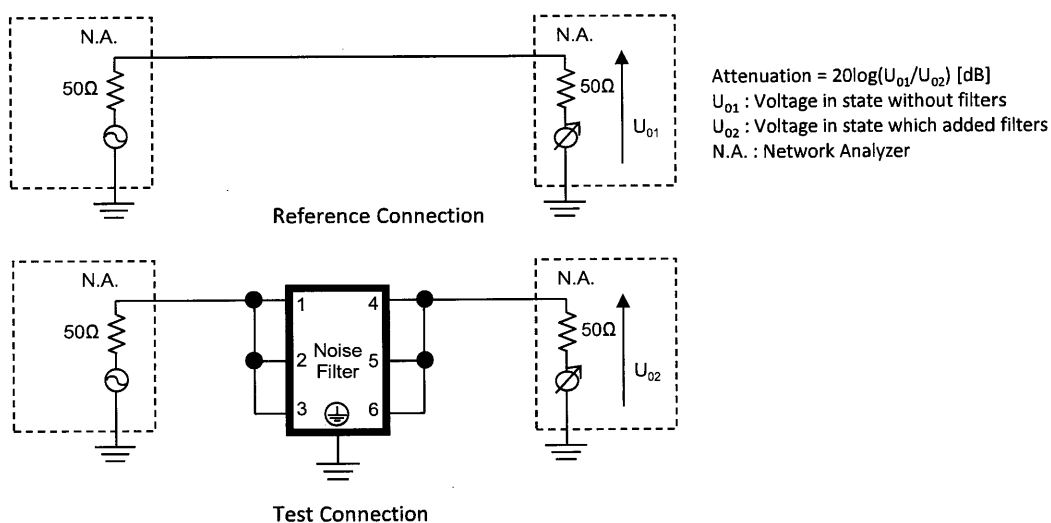


Figure A - 2 Common mode attenuation measurement

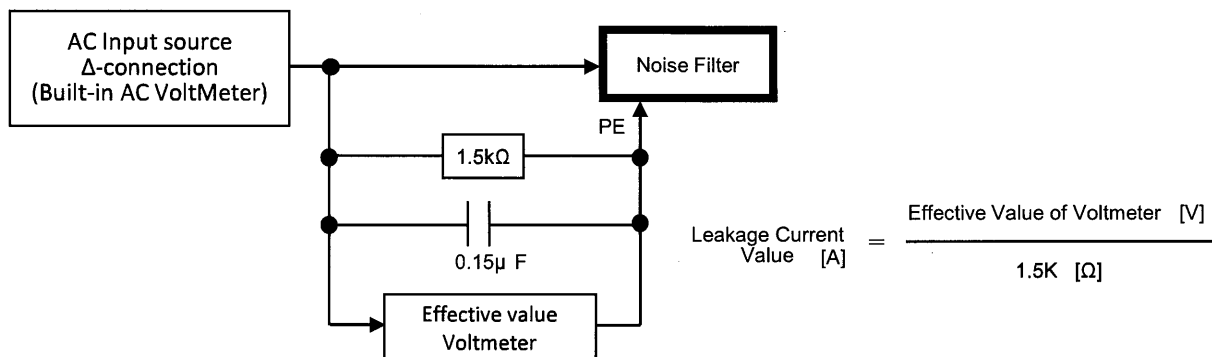


Figure B - 1 Leakage current measurement ( UL1283 Δ -connection)

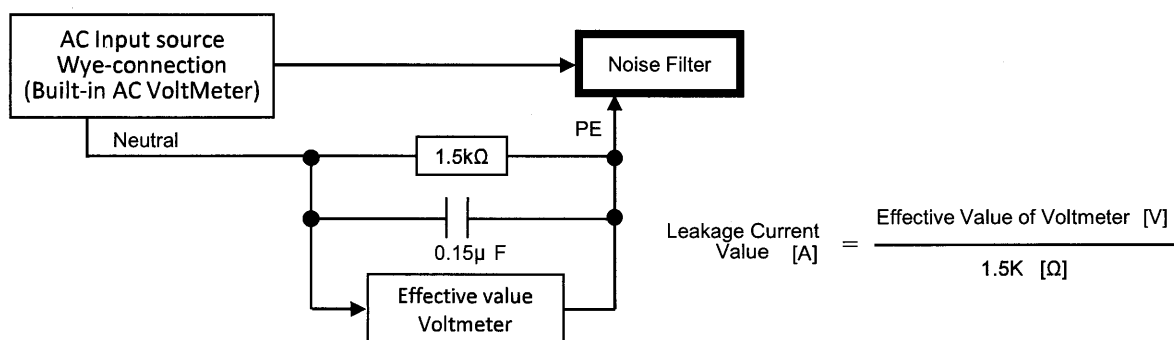


Figure B - 2 Leakage current measurement ( UL1283 Wye-connection)