

# Noise Filter

Mar. 29 , 2019

Prepared by : Hiroki Ohta  
Hiroki Ohta Design Engineer

**COSEL CO., LTD.**

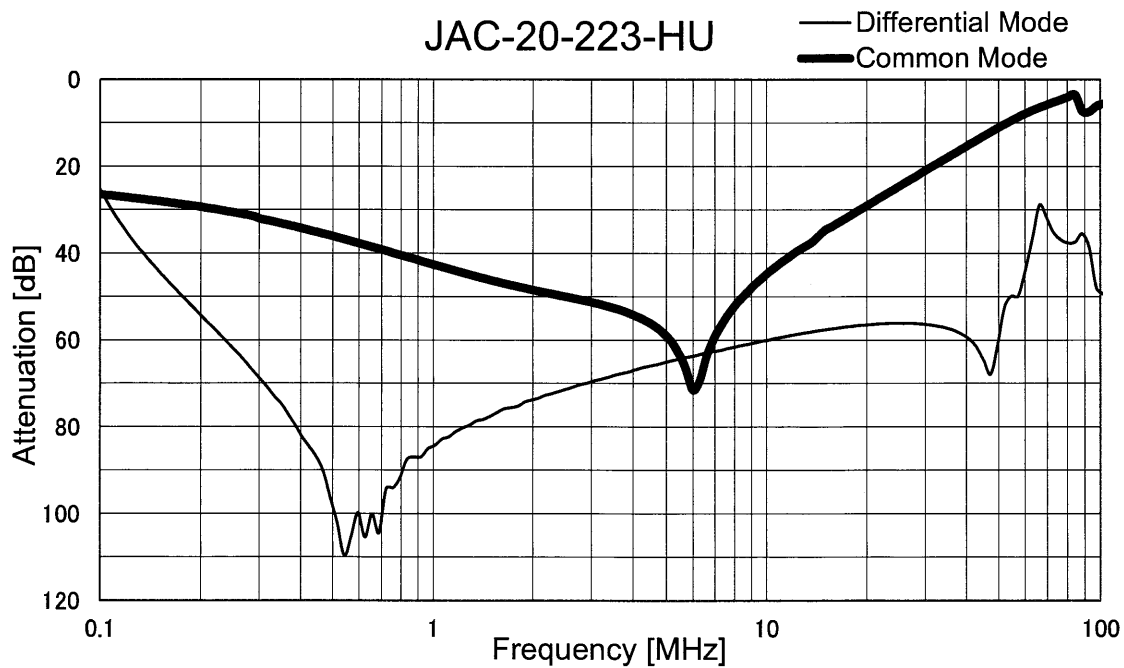
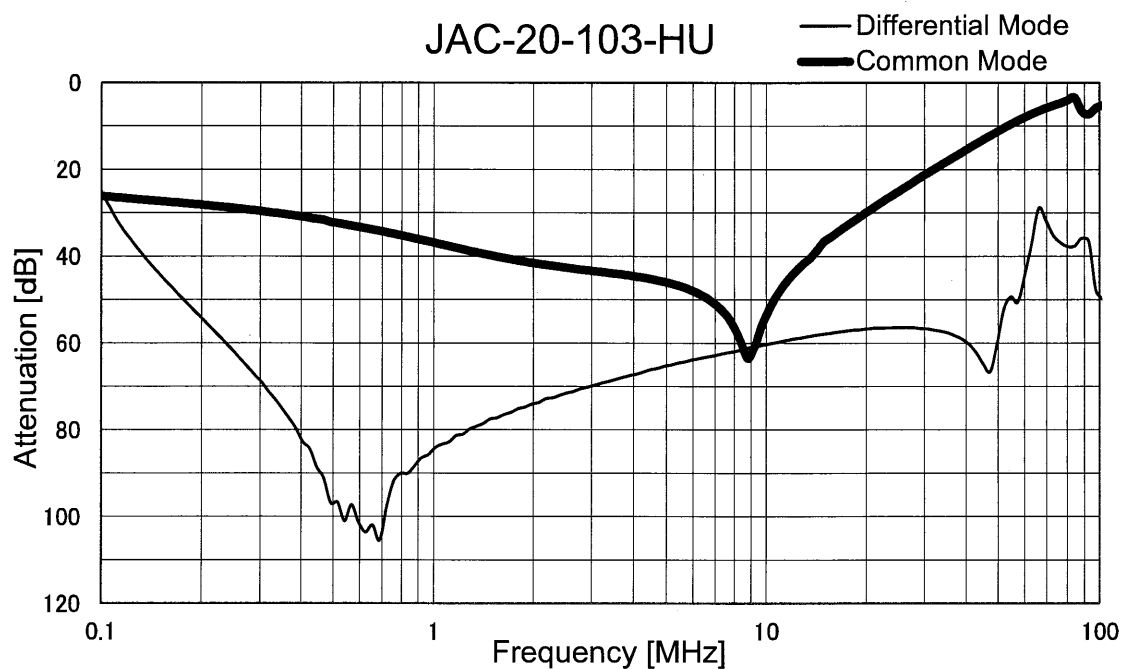


## CONTENTS

1.Attenuation Characteristics .....	1
2.Leakage Current .....	3
3.Figure of Testing Circuitry .....	4
(Final Page 5)	

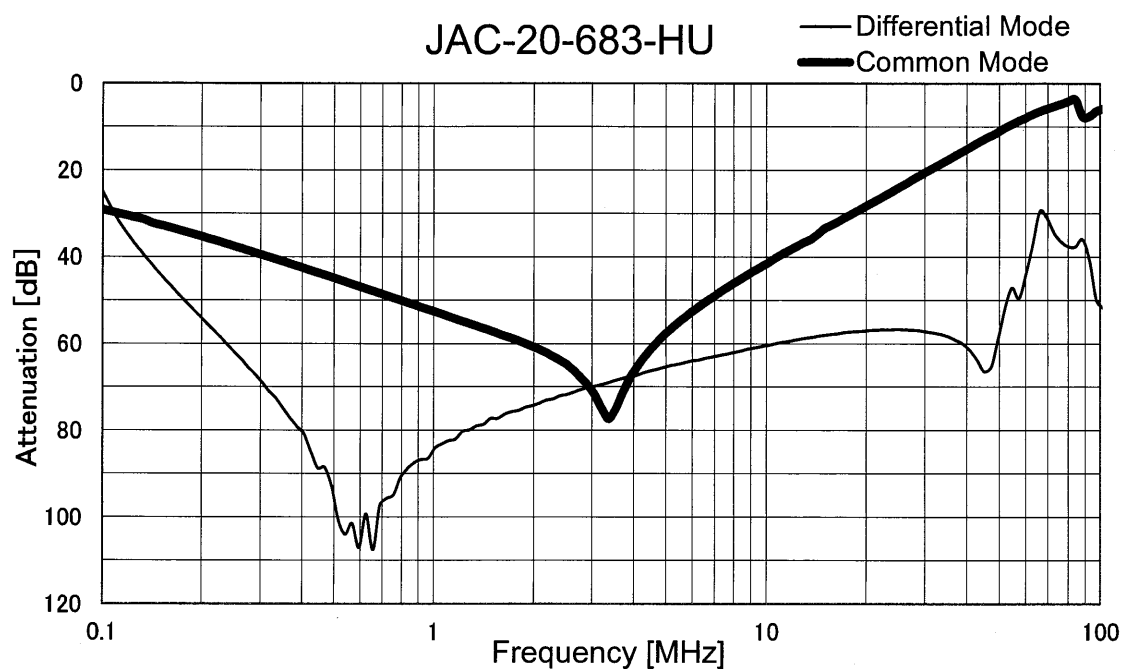
**COSEL**

Model		JAC-20-103-HU, JAC-20-223-HU JAC-20-683-HU	Temperature 25°C Testing Circuitry Figure A
Item		Attenuation Characteristics	
Object		_____	



**COSEL**

Model	JAC-20-103-HU, JAC-20-223-HU JAC-20-683-HU		
Item	Attenuation Characteristics	Temperature	25°C
Object		Testing Circuitry	Figure A





Model		JAC-20-103-HU, JAC-20-223-HU JAC-20-683-HU	Temperature 25°C Testing Circuitry Figure B
Item		Leakage Current	
Object		_____	

# 1.Results

[mA]

Model	Standards	Voltage system	Input Volt.					Note
			200[V]	250[V]	400[V]	480[V]	500[V]	
JAC-20-103-HU	UL1283	Δ-connection	0.23	0.28				Rated voltage 250V(275Vmax)
		Wye-connection						Rated voltage 250V(275Vmax)
JAC-20-223-HU	UL1283	Δ-connection	0.46	0.58				Rated voltage 250V(275Vmax)
		Wye-connection						Rated voltage 250V(275Vmax)
JAC-20-683-HU	UL1283	Δ-connection	1.4	1.8				Rated voltage 250V(275Vmax)
		Wye-connection						Rated voltage 250V(275Vmax)

# 2.Condition

Leakage current value is concluded after measuring both phases of AC input and by choosing the larger one.

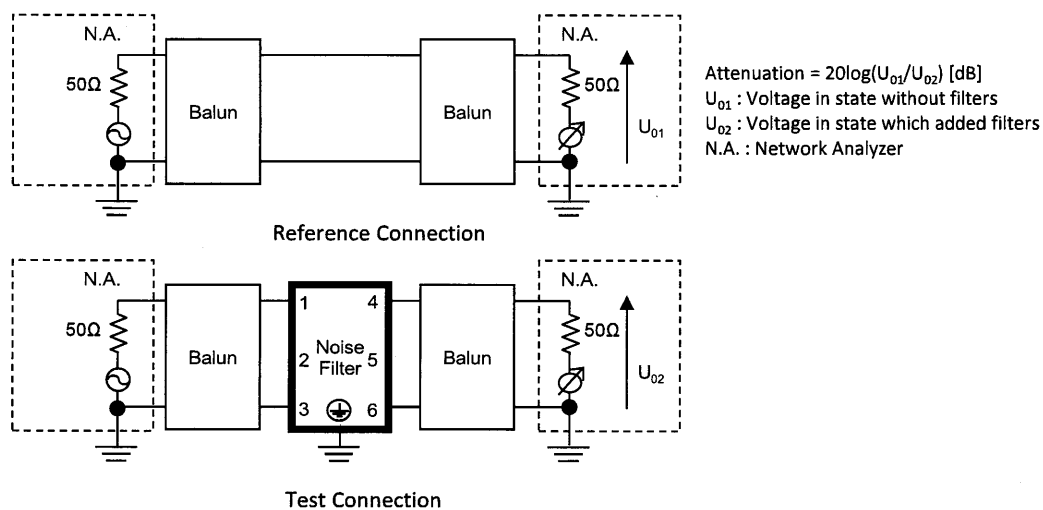


Figure A - 1 Differential mode attenuation measurement

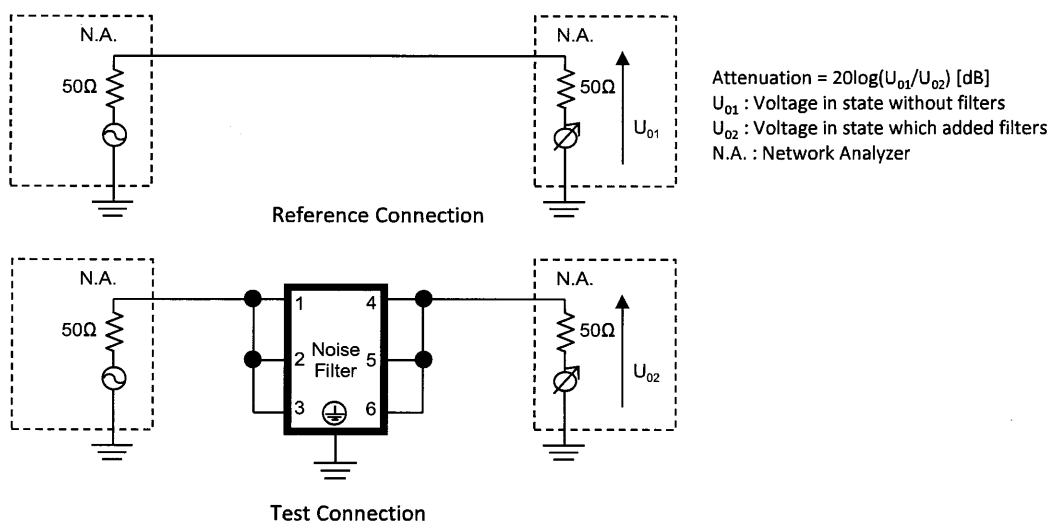


Figure A - 2 Common mode attenuation measurement

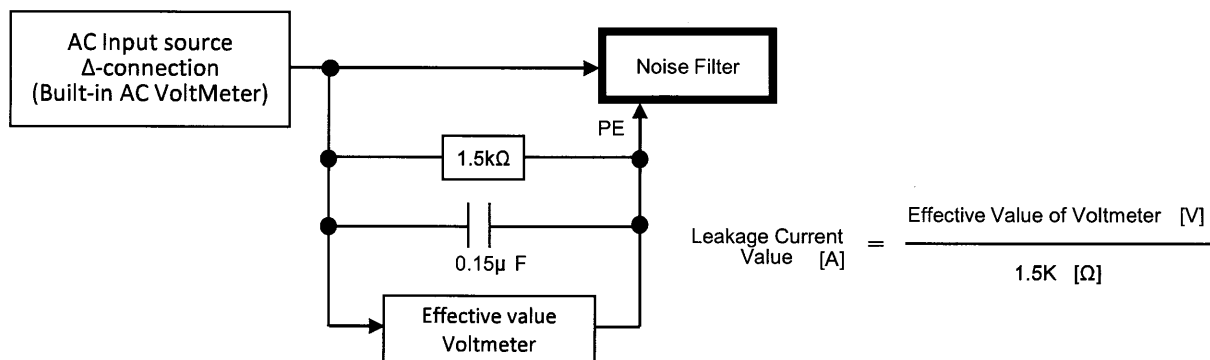


Figure B - 1 Leakage current measurement ( UL1283 Δ -connection)

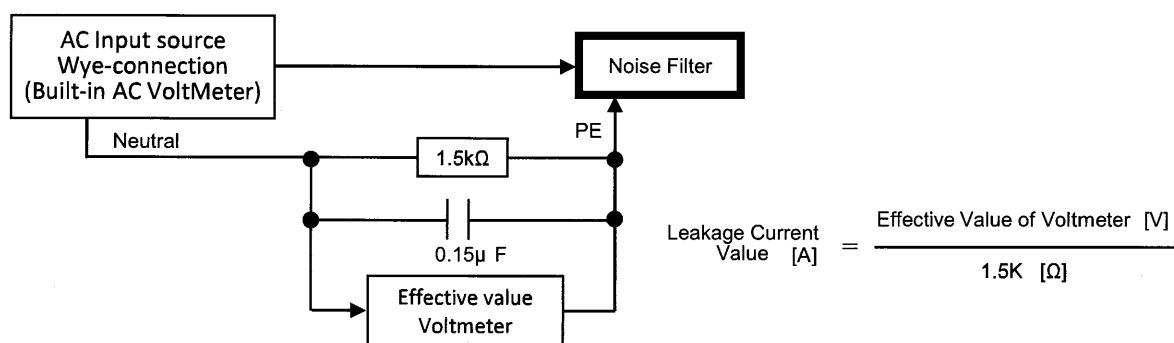


Figure B - 2 Leakage current measurement ( UL1283 Wye-connection)