

TEST DATA OF JAC-30-103 JAC-30-223 JAC-30-683

Noise Filter

April. 22. 2014

Approved by : Kazunari Asano
Kazunari Asano Design Manager

Prepared by : Takeshi Kato
Takeshi Kato Design Engineer

COSEL CO.,LTD.

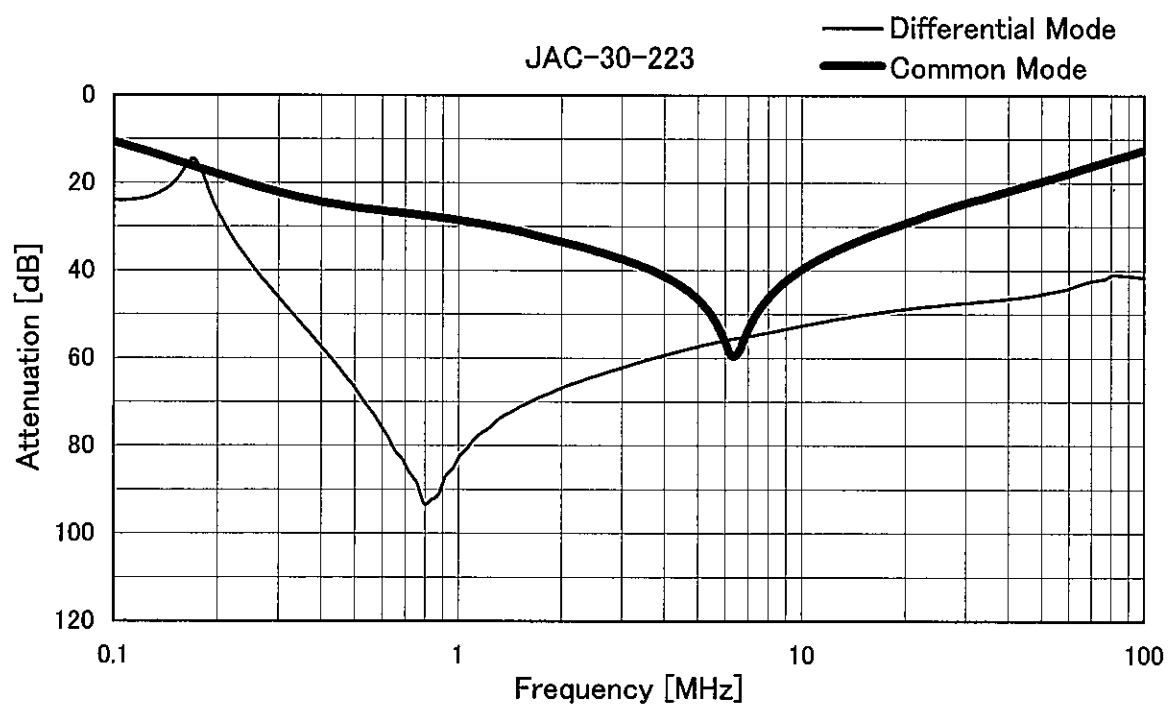
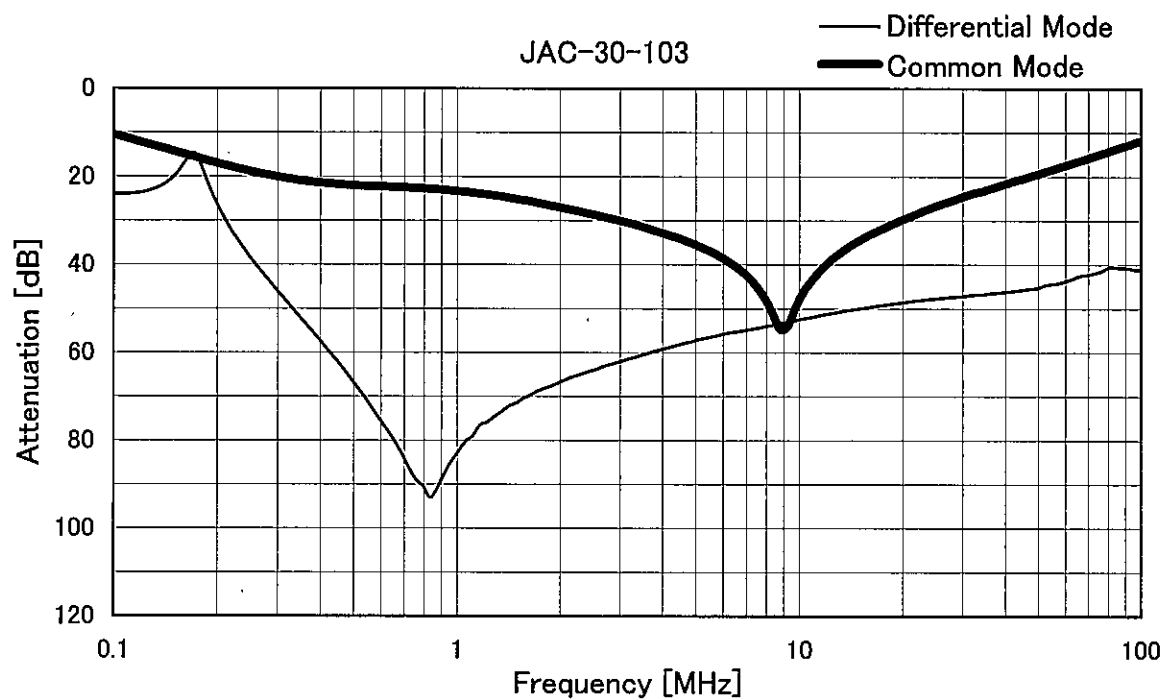
CONTENTS

| | |
|--------------------------------------|---|
| 1. Attenuation Characteristics | 1 |
| 2. Leakage Current | 3 |
| 3. Figure of Testing Circuitry | 4 |

(Final Page 4)

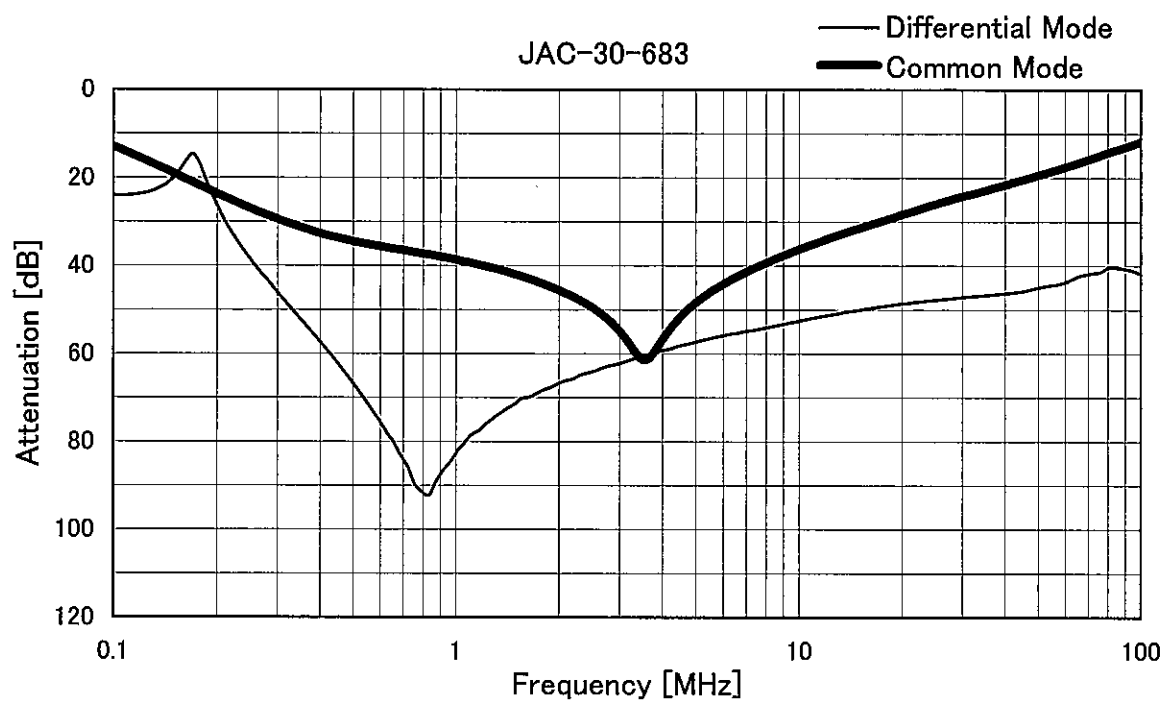
COSEL

| | | | |
|--------|----------------------------------|-------------------|----------|
| Model | JAC-30-103,JAC-30-223,JAC-30-683 | Temperature | 25°C |
| Item | Attenuation Characteristics | Testing Circuitry | Figure A |
| Object | _____ | | |



COSEL

| | | | |
|--------|----------------------------------|-------------------|----------|
| Model | JAC-30-103,JAC-30-223,JAC-30-683 | Temperature | 25°C |
| Item | Attenuation Characteristics | Testing Circuitry | Figure A |
| Object | _____ | | |



COSEL

| | | |
|--------|----------------------------------|--|
| | | Temperature 25°C Testing Circuitry Figure B |
| Model | JAC-30-103,JAC-30-223,JAC-30-683 | |
| Item | Leakage Current | |
| Object | | |

1.Results

[mA]

| Model | Standards | Input Volt. | | | | | Note |
|------------|-----------|-------------|---------|---------|---------|---------|------|
| | | 200 [V] | 250 [V] | 400 [V] | 480 [V] | 500 [V] | |
| JAC-30-103 | UL1283 | 0.23 | 0.28 | 0.45 | 0.55 | 0.57 | |
| JAC-30-223 | UL1283 | 0.46 | 0.58 | 0.92 | 1.1 | 1.2 | |
| JAC-30-683 | UL1283 | 1.4 | 1.8 | 2.8 | 3.4 | 3.5 | |

2.Condition

Leakage current value is concluded after measuring both phases of AC input and by choosing the larger one.

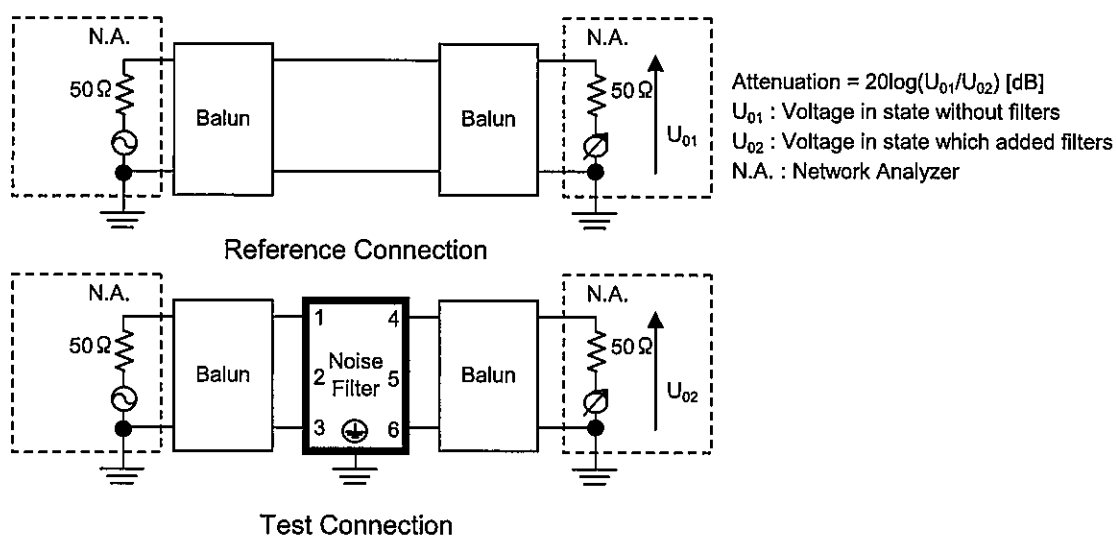


Figure A - 1 Differential mode attenuation measurement

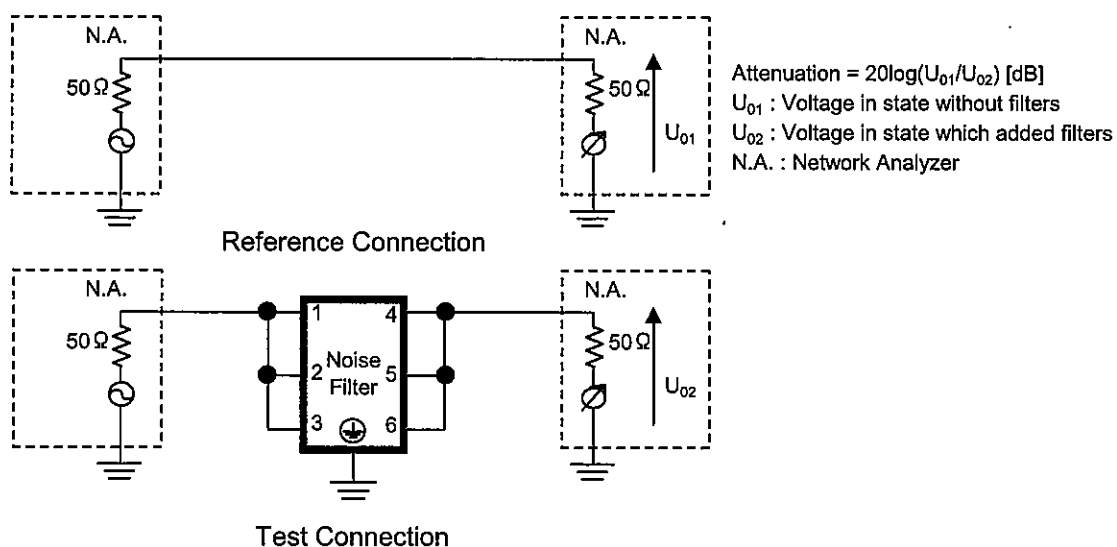


Figure A - 2 Common mode attenuation measurement

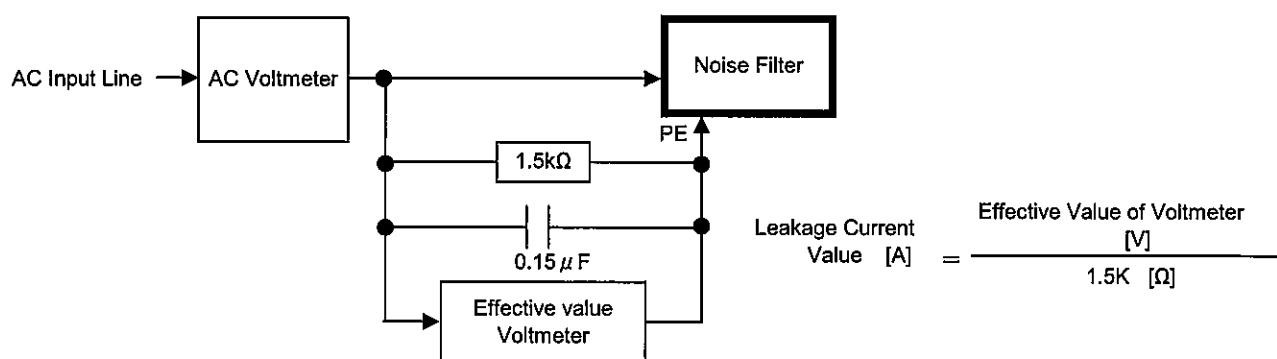


Figure B Leakage current measurement (UL1283)