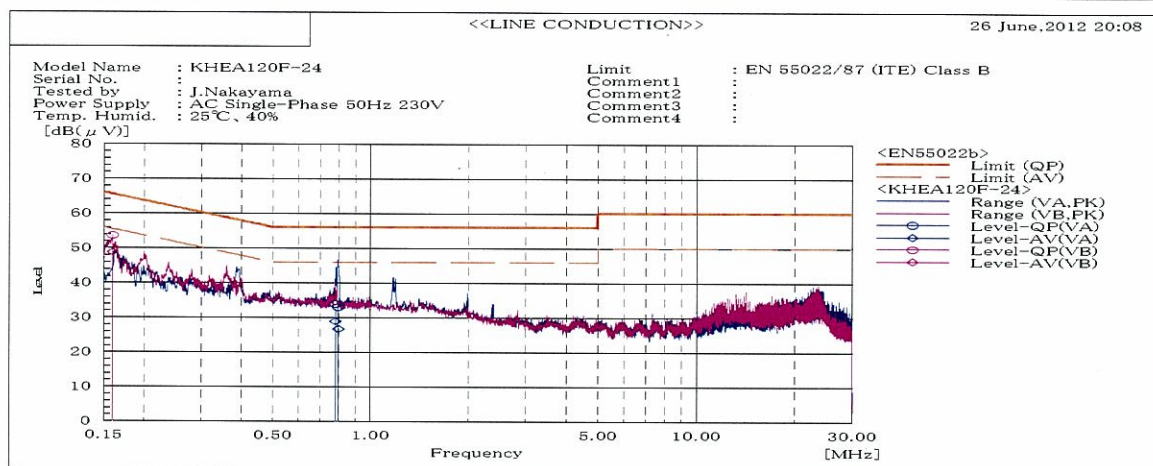
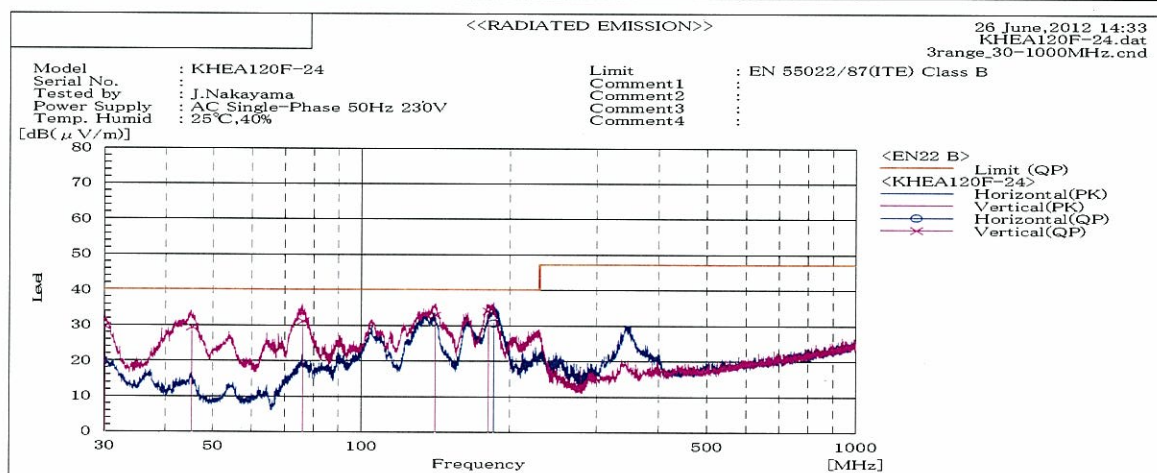


DATA SHEET			
Model	KHEA120F-24	Date	26-Jul-12
Test	EMI Line conduction & Radiated emission	Temp.	25 degreeC
		Humid.	40 %RH
		Tested by	J.Nakayama



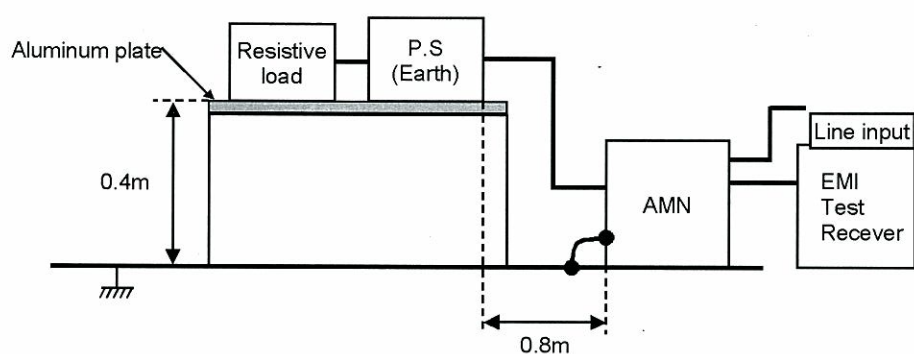
Frequency MHz	Line Phase	Reading dB(μV)		Factor dB	Level dB(μV)		Limit dB(μV)		Margin dB		Pass/ Fail	Remark
		QP	AV		QP	AV	QP	AV	QP	AV		
0.15992	VB	33.3	28.5	20.2	53.5	48.7	65.5	55.5	12	6.8	Pass	
0.77962	VA	13.8	8.9	20.1	33.9	29	56	46	22.1	17	Pass	
0.79508	VA	12.9	6.7	20.1	33	26.8	56	46	23	19.2	Pass	



Frequency MHz	Polariz ation	Reading dB(μV)	Space Loss dB	Level dB(mW)	Limit dB(mW)	Margin dB	Pass/ Fail	Height cm	Angle deg	Remark
		QP		QP	QP					
30.145	V	43	-13.5	29.5	40	10.5	Pass	108	356	
45.393	V	49.5	-20.2	29.3	40	10.7	Pass	106	213	
76.214	V	51.4	-20.2	31.2	40	8.8	Pass	122	319	
141.332	V	50.2	-17.3	32.9	40	7.1	Pass	106	226	
181.193	V	50	-16	34	40	6	Pass	101	285	
185.716	H	53	-22.3	30.7	40	9.3	Pass	129	305	

DATA SHEET		Date	26-Jul-12
Model	Circuit used for measurement	Temp.	25 degreeC
Test	EMI Line conduction & Radiated emission	Humid.	40 %RH
		Tested by	J.Nakayama

### 1. Line conduction



### 2. Radiated emission

