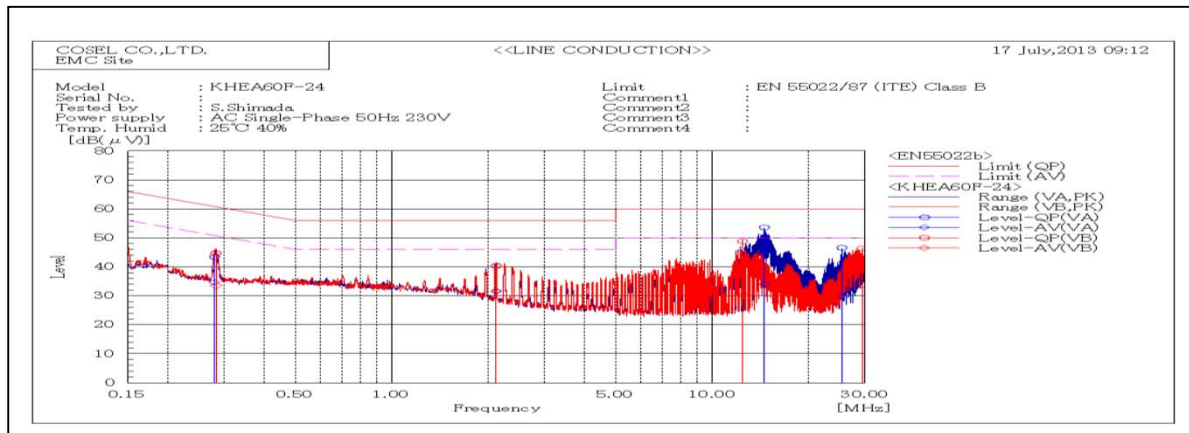
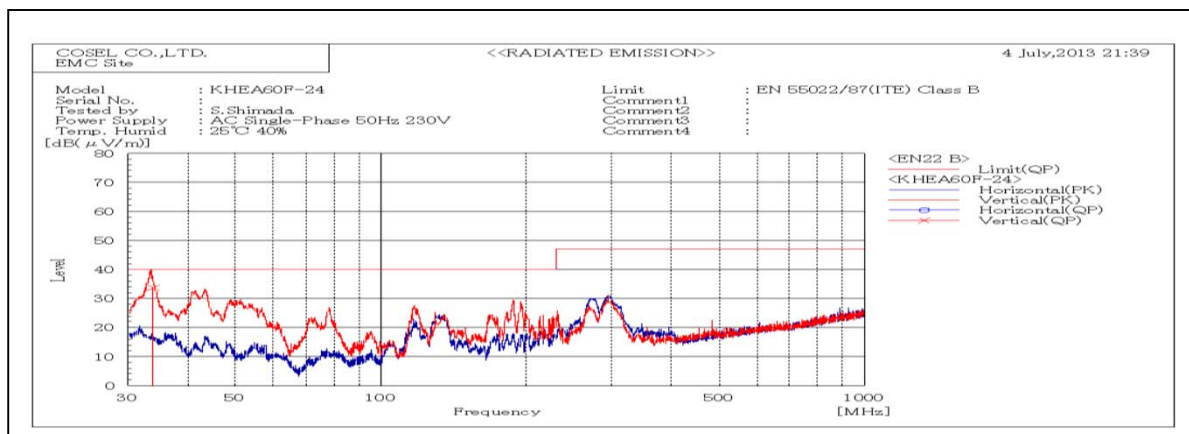


DATA SHEET		Date	08-Nov-13
Model	KHEA60F-24	Temp.	25 degreeC
Test	EMI Line conduction & Radiated emission	Humid.	40 %RH
		Tested by	S.Shimada



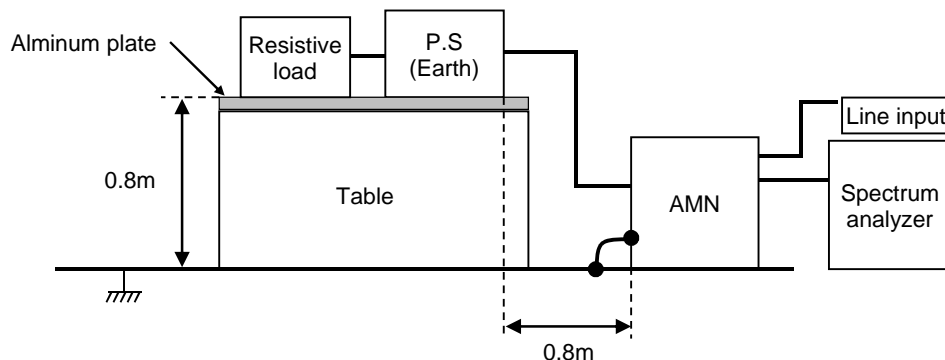
Frequency MHz	Line Phase	Reading dB(μV)		Factor dB	Level dB(μV)		Limit dB(μV)		Margin dB		Pass/ Fail	Remark
		QP	AV		QP	AV	QP	AV	QP	AV		
0.28	LA	23.3	14.6	20.1	43.4	34.7	60.8	50.8	17.4	16.1	Pass	
0.28268	LB	24.6	13.4	20.1	44.7	33.5	60.7	50.7	16.0	17.2	Pass	
2.11978	LB	20.3	11.6	20.1	40.4	31.7	56.0	46.0	15.6	14.3	Pass	
12.4365	LB	28.2	9.7	20.6	48.8	30.3	60.0	50.0	11.2	19.7	Pass	
14.5546	LA	32.8	13.2	20.8	53.6	34.0	60.0	50.0	6.4	16.0	Pass	
25.43625	LA	25.6	8.8	20.9	46.5	29.7	60.0	50.0	13.5	20.3	Pass	
29.3936	LB	25.5	13.0	20.9	46.4	33.9	60.0	50.0	13.6	16.1	Pass	



Frequency MHz	Polarization	Stability	Reading dB(μV)		Space Loss dB	Level dB(mV)		Margin dB	Pass/ Fail	Height cm	Angle deg	Remark
			QP	AV		QP	AV					
33.795	V	Stable	48.3		-14.5	33.8	40.0	6.2	Pass	112.0	216.0	

DATA SHEET		Date	08-Nov-13
Model	Circuit used for measurement	Temp.	25 degreeC
Test	EMI Line conduction & Radiated emission	Humid.	40 %RH
		Tested by	S.Shimada

1. Line conduction



2. Radiated emission

