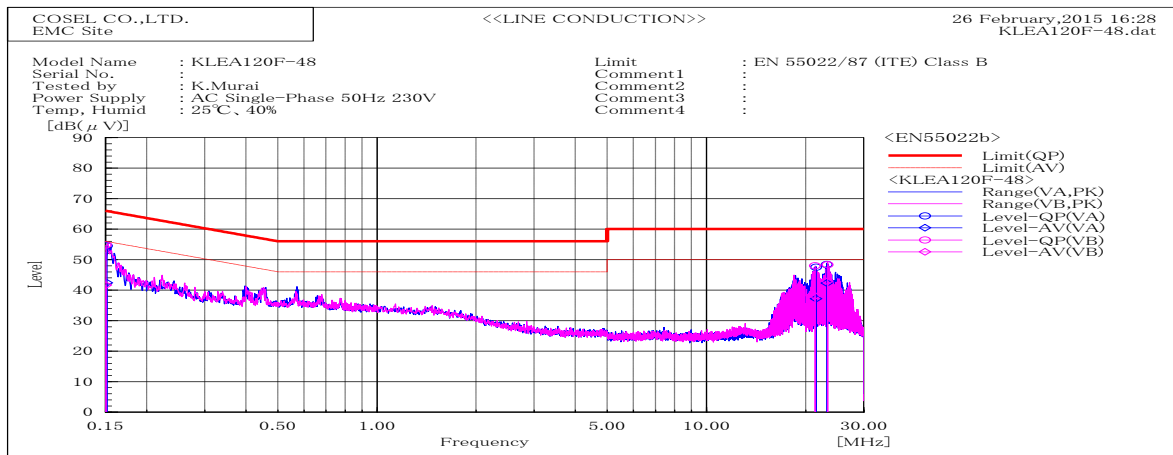
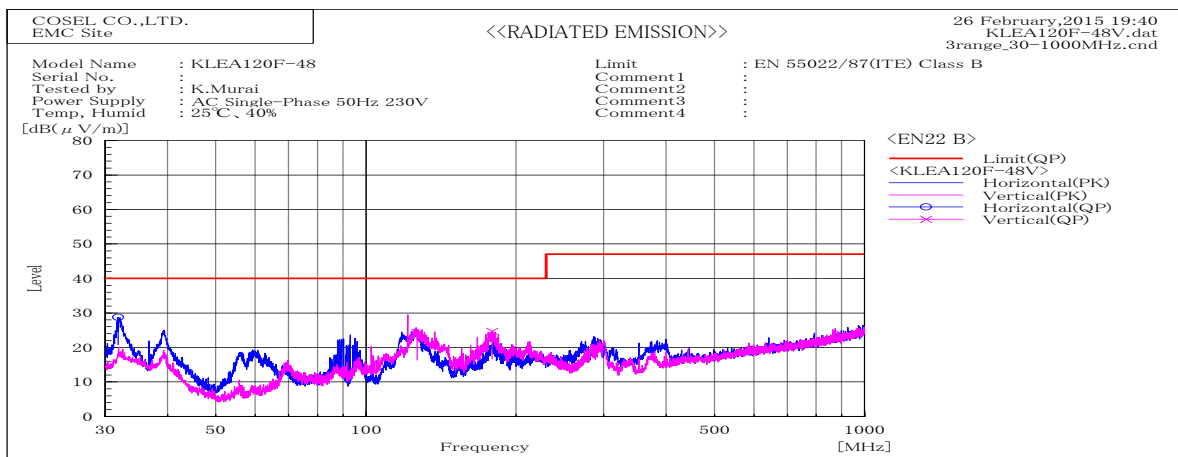


DATA SHEET		Date	27-Mar-15
Model	KLEA120F-48	Temp.	25 degreeC
Test	EMI Line conduction & Radiated emission	Humid.	40 %RH
		Tested by	K.Murai



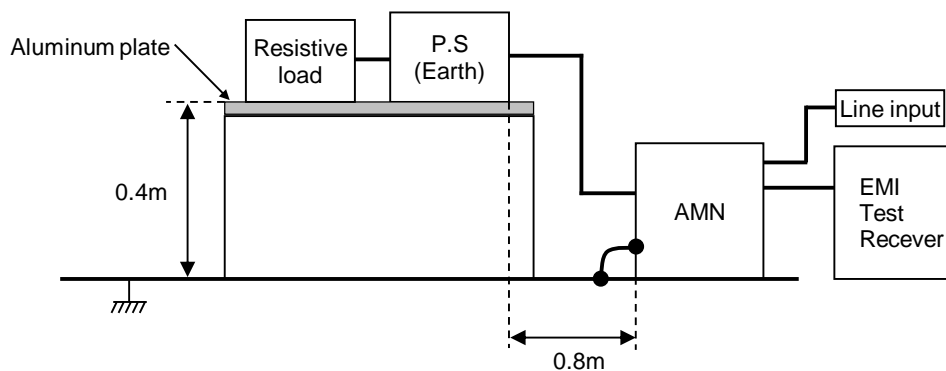
Frequency MHz	Line Phase	Reading dB(μV)		Factor dB	Level dB(μV/m)		Limit dB(μV/m)		Margin dB		Pass/ Fail	Remark
		QP	AV		QP	AV	QP	AV	QP	AV		
0.1504	VB	34.5	21.3	20.3	54.8	41.6	66	56	11.2	14.4	Pass	
0.15159	VA	34.2	22.1	20.3	54.5	42.4	65.9	55.9	11.4	13.5	Pass	
21.3678	VB	34.5	21.3	20.3	54.8	41.6	66	56	12	11.9	Pass	
21.479	VA	26.3	16	21.2	47.5	37.2	66	50	12.5	12.8	Pass	
23.1972	VA	27.3	21.2	21.1	48.4	42.3	60	50	11.6	7.7	Pass	
23.30105	VB	27.2	21.8	21.1	48.3	42.9	60	50	11.7	7.1	Pass	



Frequency MHz	Polariz ation	Reading dB(μV)		Space Loss dB	Level dB(mW)		Limit dB(mW)	Margin dB	Pass/ Fail	Height cm	Angle deg	Remark
		QP	AV		QP	AV						
31.82	H	39.6	-10.9	28.7	40	11.3	Pass	101	113			
126.7	V	38.3	-14	24.3	40	15.7	Pass	159	95			
179	V	37.2	-12.5	24.7	40	15.3	Pass	159	90			

DATA SHEET		Date	27-Mar-15
Model	Circuit used for measurement	Temp.	25 degreeC
Test	EMI Line conduction & Radiated emission	Humid.	40 %RH
		Tested by	K.Murai

## 1. Line conduction



## 2. Radiated emission

