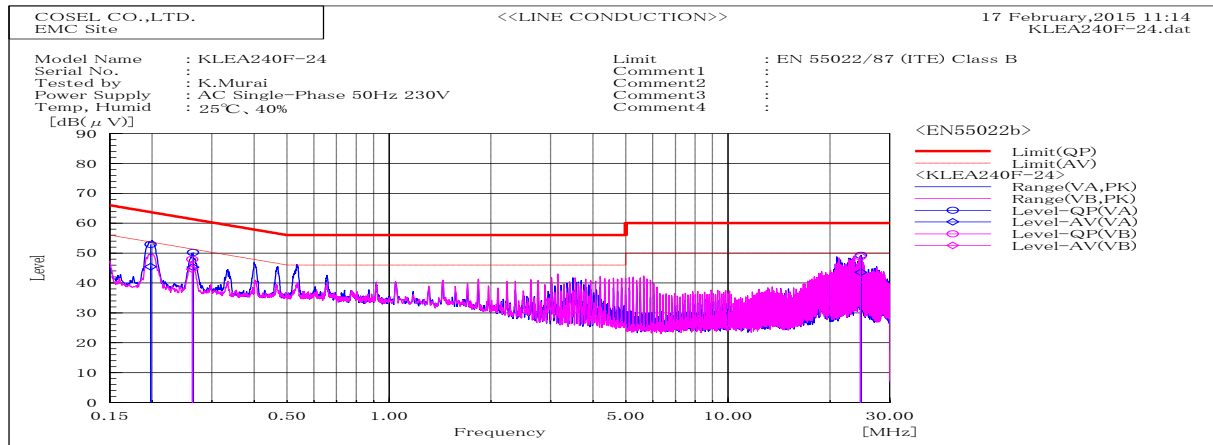
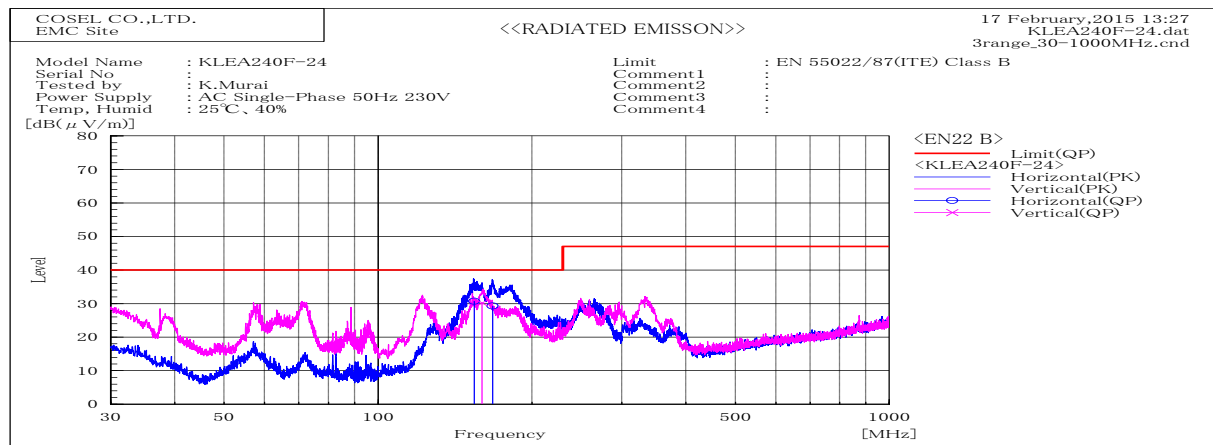


DATA SHEET		Date	27-Mar-15
Model	KLEA240F-24	Temp.	25 degreeC
Test	EMI Line conduction & Radiated emission	Humid.	40 %RH
		Tested by	K.Murai



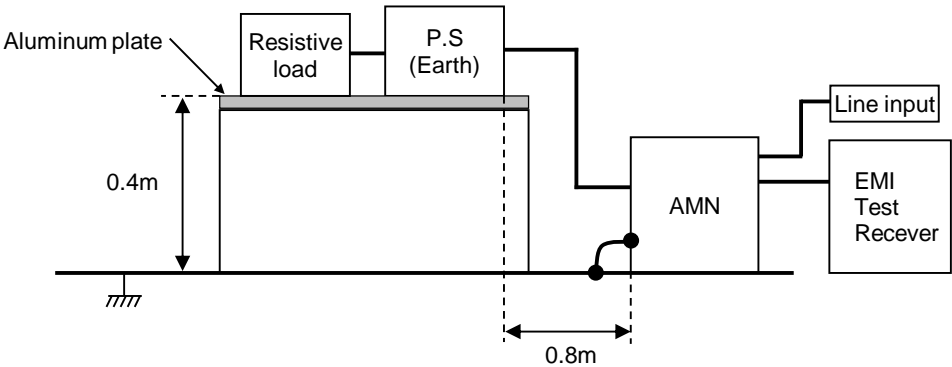
Frequency MHz	Line Phase	Reading dB(μV)		Factor dB	Level dB(μV/m)		Limit dB(μV/m)		Margin dB		Pass/ Fail	Remark
		QP	AV		QP	AV	QP	AV	QP	AV		
0.1983	VA	32.7	25.2	20.2	52.9	45.4	63.7	53.7	10.8	8.3	Pass	
0.26275	VB	27.8	24.5	20.1	47.9	44.6	61.3	51.3	13.4	6.7	Pass	
0.26405	VA	30	25.1	20.2	50.2	45.3	61.3	51.3	11.1	6	Pass	
24.57225	VB	27.7	19.9	21.1	48.8	41	60	50	11.2	9	Pass	
24.6817	VA	28.1	22.5	21.1	49.2	43.6	60	50	10.8	6.4	Pass	



Frequency MHz	Polarization	Reading dB(μV)		Space Loss dB	Level dB(mW)		Limit dB(mW)	Margin dB	Pass/ Fail	Height cm	Angle deg	Remark
		QP	AV		QP	AV						
154.292	H	45.1	-14.4		30.7		40	9.3	Pass	151	251	
159.608	V	43.6	-13.4		30.2		40	9.8	Pass	101	320	
167.481	H	42.2	-12.9		29.3		40	10.7	Pass	143	257	

DATA SHEET		Date	27-Mar-15
Model	Circuit used for measurement	Temp.	25 degreeC
Test	EMI Line conduction & Radiated emission	Humid.	40 %RH
		Tested by	K.Murai

1. Line conduction



2. Radiated emission

