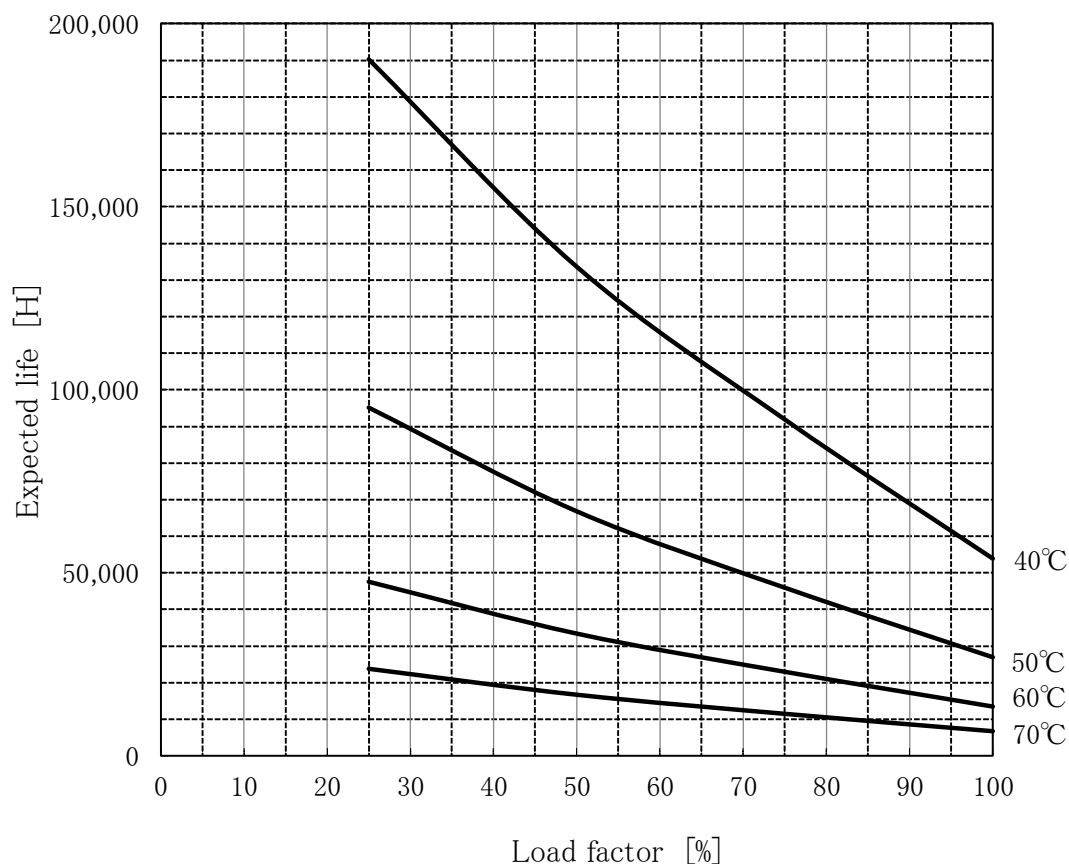


## KLNA120F-48 Expected Life : 推定寿命



• Above expected life time is calculated according our calculation standard.

上記推定寿命は、当社算出基準に従い算出したものです。

• Over the area of 100,000 hours, the degradation of sealing rubber, etc., is not included in the calculation.

10万時間以上の領域では、封ロゴムの劣化等の影響は、計算式には含まれていません。

• Derating is required at AC85~100V input.

AC85~100V入力時は、電力デレーティングが必要です。

• Please refer derating curve shown in instruction manual about the maximum value of ambient temperature.

周囲温度の上限は、取扱説明書のデレーティング表をご参照ください。

## Conditions

(1) Input voltage

AC85~169V 60Hz

(2) Output voltage/  
current

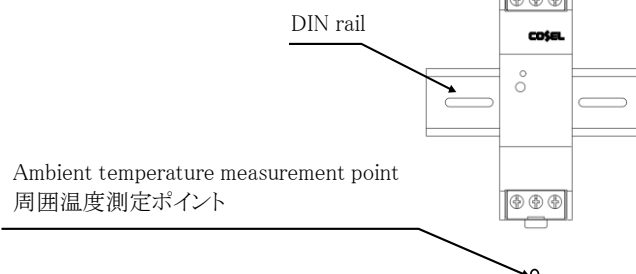
| DC<br>OUTPUT | Load factor |        |       |        |
|--------------|-------------|--------|-------|--------|
|              | 100%        | 75%    | 50%   | 25%    |
| 48V          | 2.5A        | 1.875A | 1.25A | 0.625A |
| —            | —           | —      | —     | —      |
| —            | —           | —      | —     | —      |

(3) Cooling method

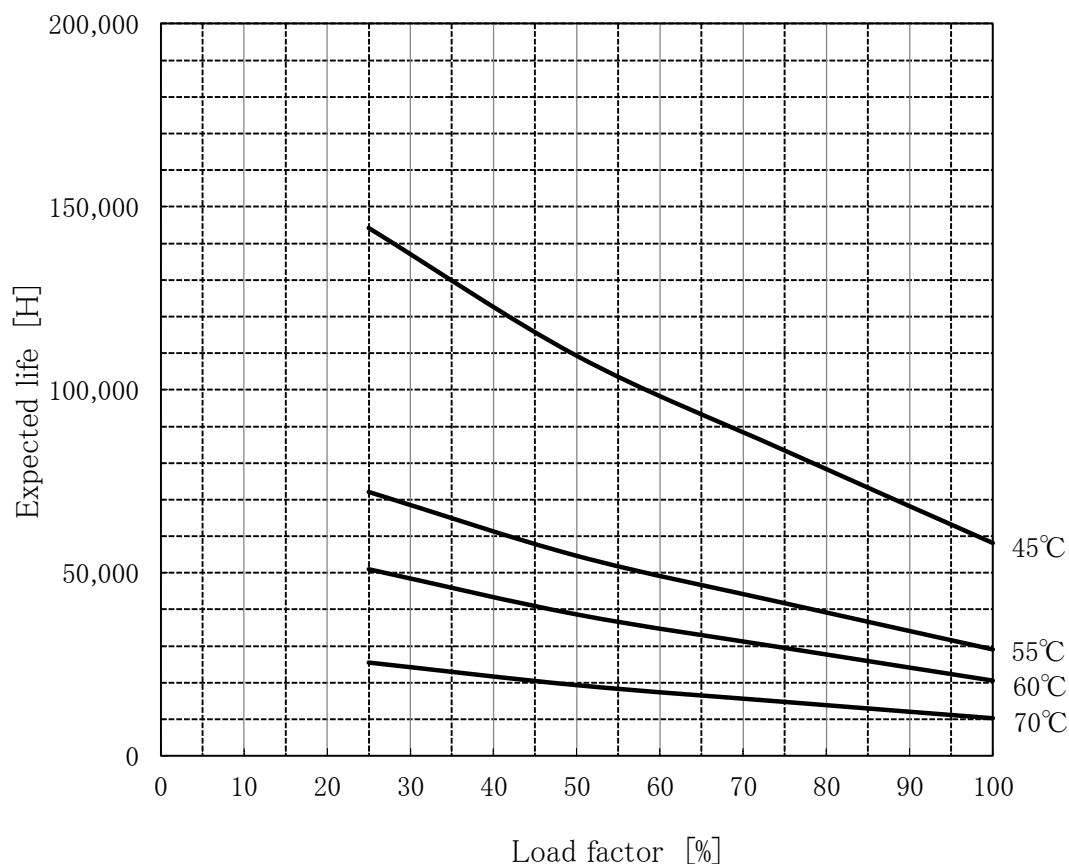
Convection

(4) Mounting method

(A) Refer below



# KLNA120F-48 Expected Life : 推定寿命



• Above expected life time is calculated according our calculation standard.

上記推定寿命は、当社算出基準に従い算出したものです。

• Over the area of 100,000 hours, the degradation of sealing rubber, etc., is not included in the calculation.

10万時間以上の領域では、封ロムの劣化等の影響は、計算式には含まれていません。

• Please refer derating curve shown in instruction manual about the maximum value of ambient temperature.

周囲温度の上限は、取扱説明書のデレーティング表をご参照ください。

## Conditions

(1)Input voltage

AC170~264V 60Hz

(2)Output voltage/  
current

| DC<br>OUTPUT | Load factor |        |       |        |
|--------------|-------------|--------|-------|--------|
|              | 100%        | 75%    | 50%   | 25%    |
| 48V          | 2.5A        | 1.875A | 1.25A | 0.625A |
| —            | —           | —      | —     | —      |
| —            | —           | —      | —     | —      |

(3)Cooling method

Convection

(4)Mounting method

(A) Refer below

