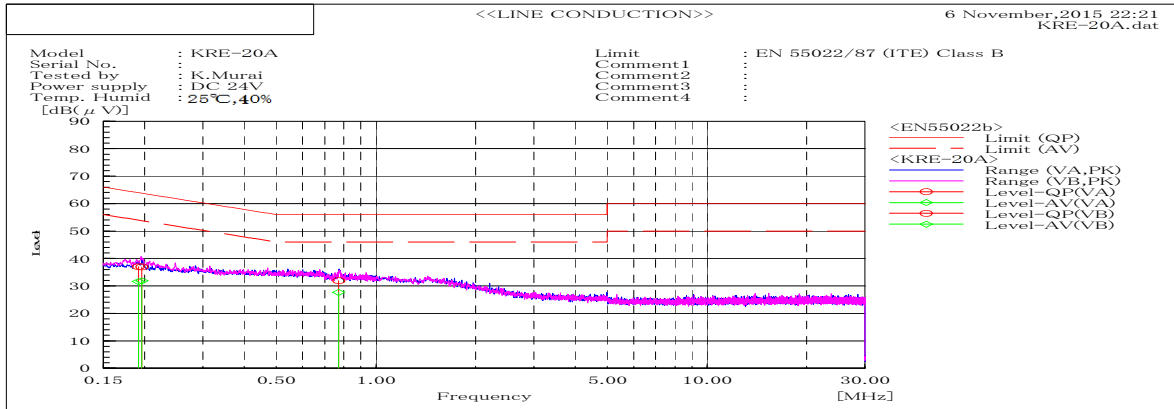
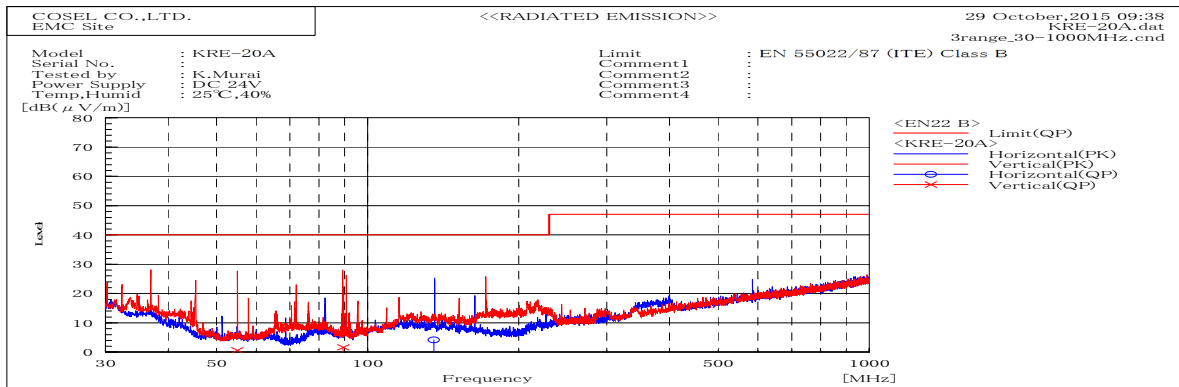


DATA SHEET		Date	15-Dec-15
Model	KRE-20A	Temp.	25 degreeC
Test	EMI Line conduction & Radiated emission	Humid.	40 %RH
		Tested by	K.Murai



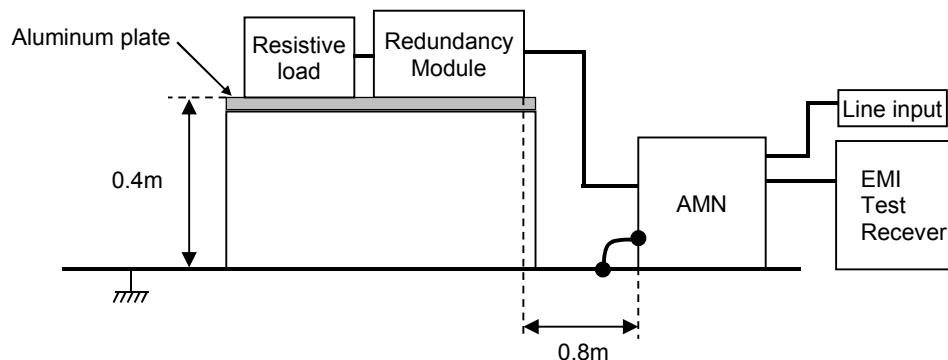
Frequency MHz	Line Phase	Reading dB(μV)		Factor dB	Level dB(μV/m)		Limit dB(μV/m)		Margin dB		Pass/ Fail	Remark
		QP	AV		QP	AV	QP	AV	QP	AV		
0.1963	VA	16.8	11.7	20.1	36.9	31.8	63.8	53.8	26.9	22.0	Pass	
0.19157	VB	16.9	11.5	20.1	37.0	31.6	64.0	54.0	27.0	22.4	Pass	
0.77214	VA	11.9	7.7	20.0	31.9	27.7	56.0	46.0	24.1	18.3	Pass	



Frequency MHz	Polariz ation	Reading dB(μV)	Space Loss dB	Level dB(mW)	Limit dB(mW)	Margin dB	Pass/ Fail	Height cm	Angle deg	Remark
		QP		QP	QP	QP				
54.94	V	24.4	-23.8	0.6	40.0	39.4	Pass	140.0	246.0	
89.376	V	24.4	-22.8	1.6	40.0	38.4	Pass	153.0	10.0	
135.504	H	24.2	-20.0	4.2	40.0	35.8	Pass	144.0	35.0	

DATA SHEET		Date	15-Dec-15
Model	Circuit used for measurement	Temp.	25 degreeC
Test	EMI Line conduction & Radiated emission	Humid.	40 %RH
		Tested by	K.Murai

## 1. Line conduction



## 2. Radiated emission

