

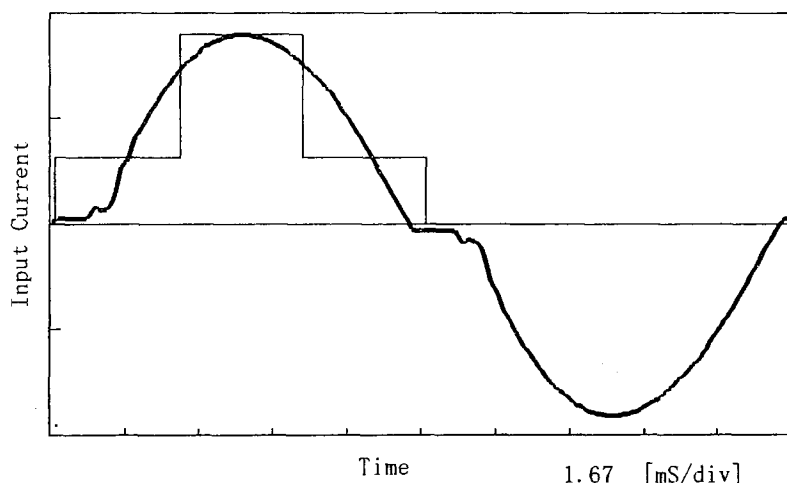
COSEL

Model	LEA100F-18	Temperature	25°C
Item	Harmonic Current 高調波電流	Testing Circuitry	Figure E
Object			

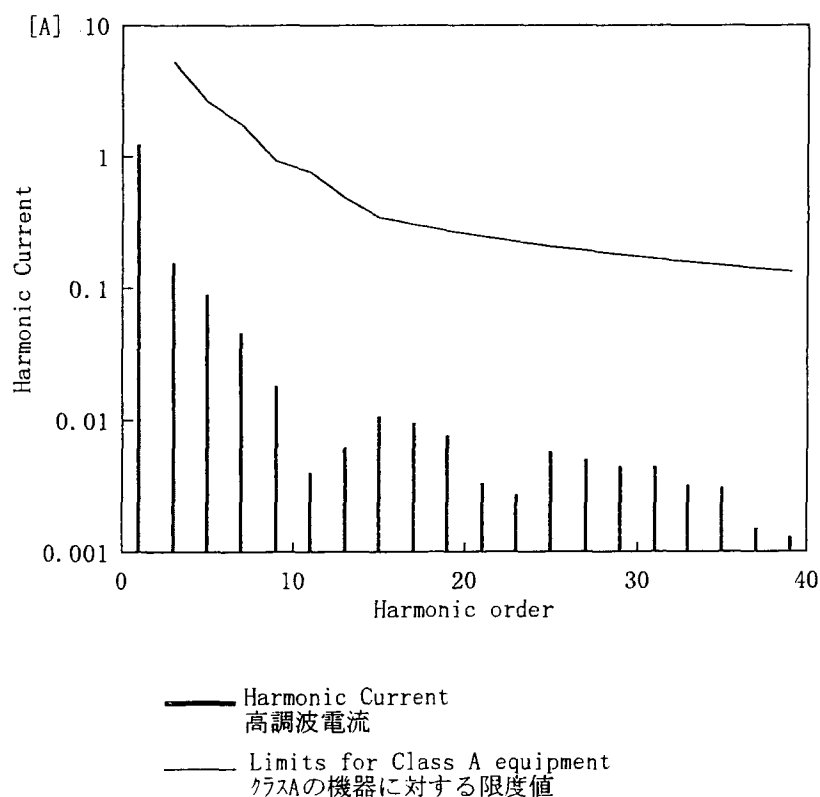
1. Input Current Waveform

— Input Current
 — Envelope of the input current to classify equipment as Class D
 クラスDの機器を決定するための入力電流包絡線

1 A/div



2. Harmonic Current



Conditions	Values
Input Voltage [V]	99.9
Input Current [A]	1.256
Active Power [W]	124
Apparent Power[VA]	125.5
Frequency [Hz]	60
Power Factor	0.988
Output Power [W]	100.8

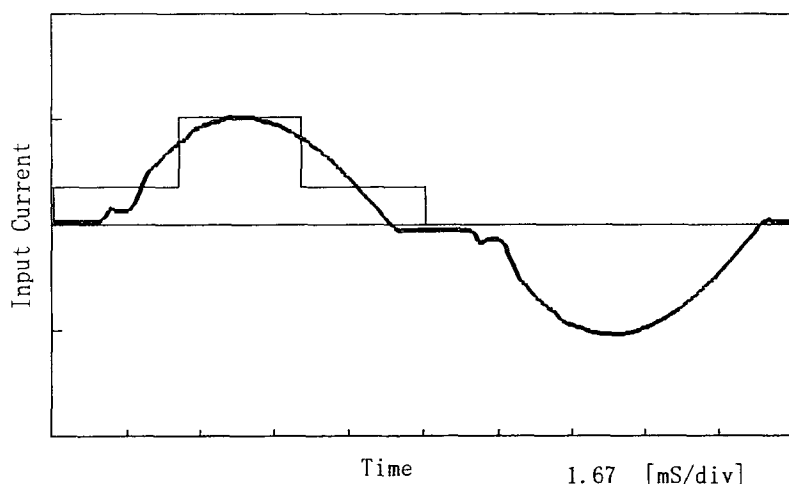
Harmonics order 高調波次数	Limits 限度値 [A]	Values 測定値 [A]
1	—	1.24190
2	—	0.00060
3	5.29530	0.15570
4	—	0.00030
5	2.62462	0.09050
6	—	0.00010
7	1.77277	0.04630
8	—	0.00010
9	0.92092	0.01820
10	—	0.00010
11	0.75976	0.00400
12	—	0.00010
13	0.48348	0.00620
14	—	0.00010
15	0.34535	0.01080
16	—	0.00000
17	0.30472	0.00950
18	—	0.00010
19	0.27264	0.00760
20	—	0.00000
21	0.24668	0.00330
22	—	0.00010
23	0.22523	0.00270
24	—	0.00000
25	0.20721	0.00570
26	—	0.00000
27	0.19186	0.00500
28	—	0.00000
29	0.17863	0.00440
30	—	0.00010
31	0.16710	0.00440
32	—	0.00000
33	0.15698	0.00320
34	—	0.00000
35	0.14801	0.00310
36	—	0.00010
37	0.14000	0.00150
38	—	0.00010
39	0.13283	0.00130
40	—	0.00000

COSEL

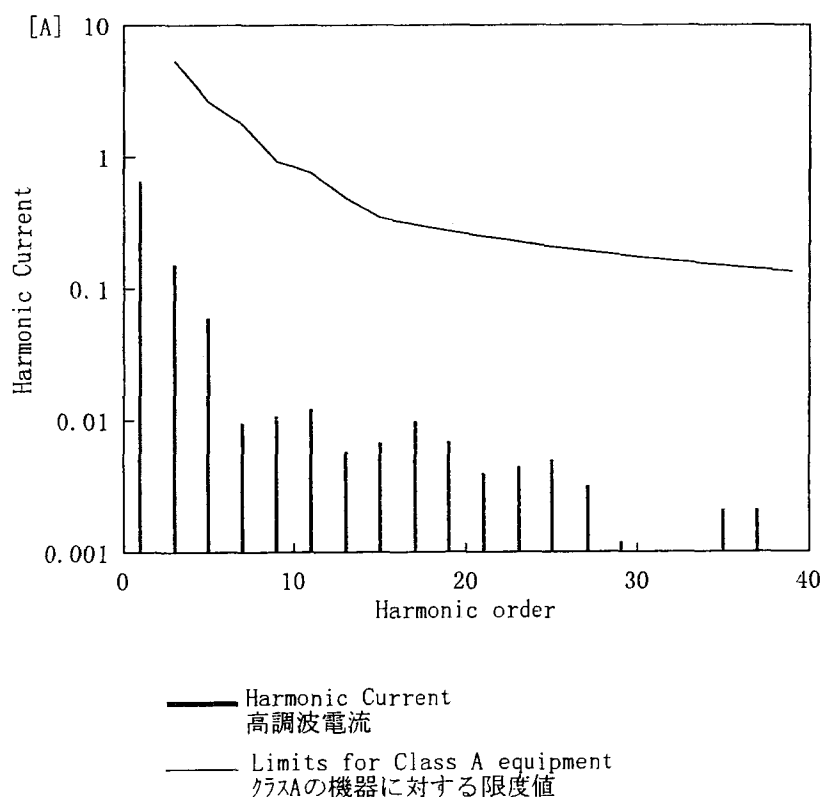
Model	LEA100F-18	Temperature	25°C
Item	Harmonic Current 高調波電流	Testing Circuitry	Figure E
Object			

1. Input Current Waveform

— Input Current
 — Envelope of the input current to
 classify equipment as Class D
 クラスDの機器を決定するための入力電流包絡線
 1 A/div



2. Harmonic Current



Conditions	Values
Input Voltage [V]	100.1
Input Current [A]	0.676
Active Power [W]	65.6
Apparent Power [VA]	67.7
Frequency [Hz]	60
Power Factor	0.969
Output Power [W]	50.4

Harmonics order 高調波次数	Limits 限度値 [A]	Values 測定値 [A]
1	—	0.65560
2	—	0.00060
3	5.28472	0.15330
4	—	0.00010
5	2.61938	0.05990
6	—	0.00010
7	1.76923	0.00960
8	—	0.00000
9	0.91908	0.01080
10	—	0.00000
11	0.75824	0.01210
12	—	0.00010
13	0.48252	0.00580
14	—	0.00000
15	0.34466	0.00680
16	—	0.00000
17	0.30411	0.00980
18	—	0.00010
19	0.27210	0.00690
20	—	0.00000
21	0.24618	0.00400
22	—	0.00010
23	0.22478	0.00450
24	—	0.00010
25	0.20679	0.00500
26	—	0.00010
27	0.19148	0.00320
28	—	0.00010
29	0.17827	0.00120
30	—	0.00010
31	0.16677	0.00090
32	—	0.00000
33	0.15666	0.00060
34	—	0.00000
35	0.14771	0.00210
36	—	0.00000
37	0.13973	0.00210
38	—	0.00000
39	0.13256	0.00100
40	—	0.00000

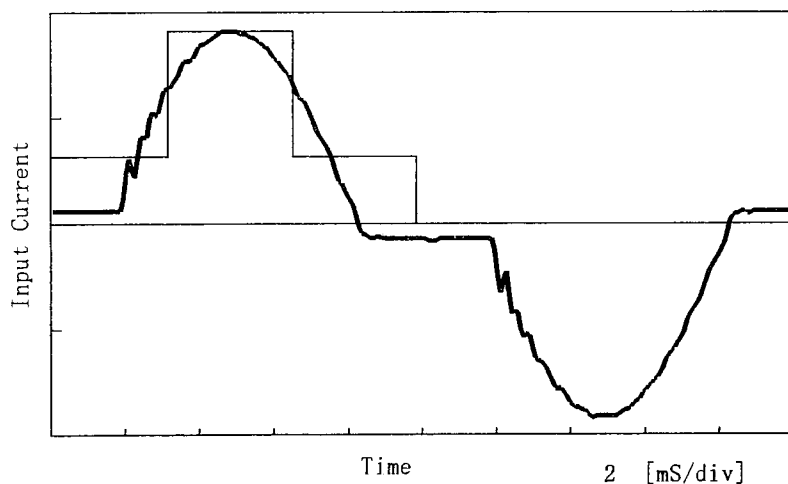
COSEL

Model	LEA100F-18	Temperature	25°C
Item	Harmonic Current 高調波電流	Testing Circuitry	Figure E
Object			

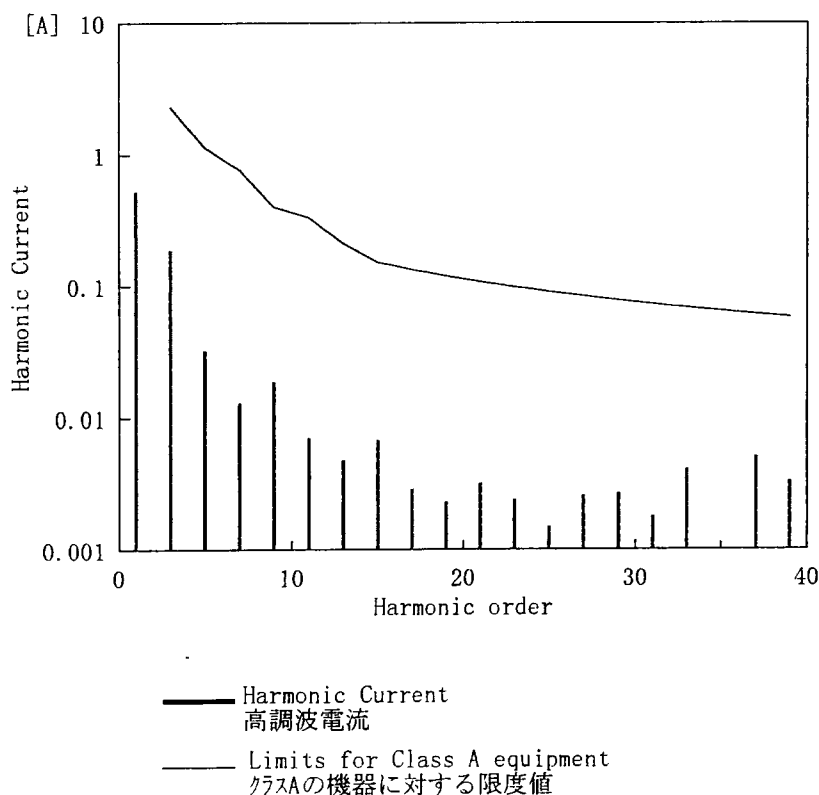
1. Input Current Waveform

— Input Current
 — Envelope of the input current to classify equipment as Class D
 クラスDの機器を決定するための入力電流包絡線

0.5 A/div



2. Harmonic Current



Conditions	Values
Input Voltage [V]	230.4
Input Current [A]	0.56
Active Power [W]	119.1
Apparent Power [VA]	129.1
Frequency [Hz]	50
Power Factor	0.923
Output Power [W]	100.8

Harmonics order 高調波次数	Limits 限度値 [A]	Values 測定値 [A]
1	—	0.52590
2	—	0.00040
3	2.29601	0.18770
4	—	0.00010
5	1.13802	0.03260
6	—	0.00010
7	0.76866	0.01300
8	—	0.00000
9	0.39931	0.01860
10	—	0.00010
11	0.32943	0.00710
12	—	0.00010
13	0.20964	0.00480
14	—	0.00010
15	0.14974	0.00680
16	—	0.00000
17	0.13212	0.00290
18	—	0.00000
19	0.11822	0.00230
20	—	0.00010
21	0.10696	0.00320
22	—	0.00010
23	0.09766	0.00240
24	—	0.00010
25	0.08984	0.00150
26	—	0.00000
27	0.08319	0.00260
28	—	0.00000
29	0.07745	0.00270
30	—	0.00010
31	0.07245	0.00180
32	—	0.00010
33	0.06806	0.00410
34	—	0.00000
35	0.06417	0.00050
36	—	0.00000
37	0.06071	0.00510
38	—	0.00000
39	0.05759	0.00330
40	—	0.00010

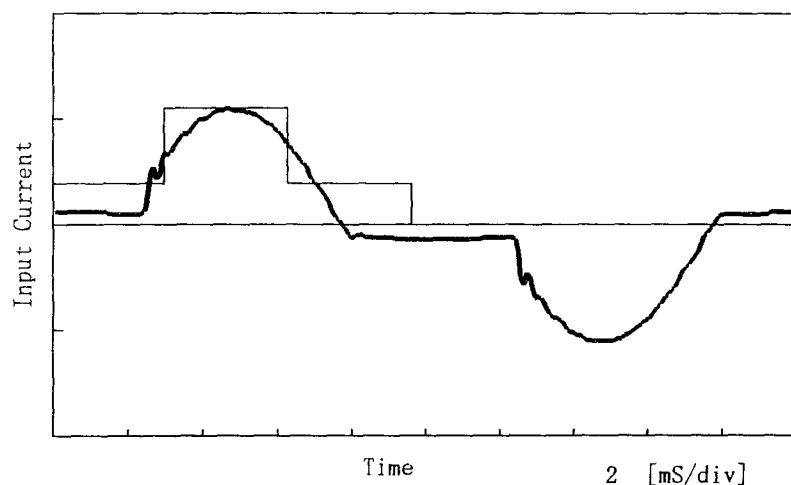
COSEL

Model	LEA100F-18	Temperature	25°C
Item	Harmonic Current 高調波電流	Testing Circuitry	Figure E
Object			

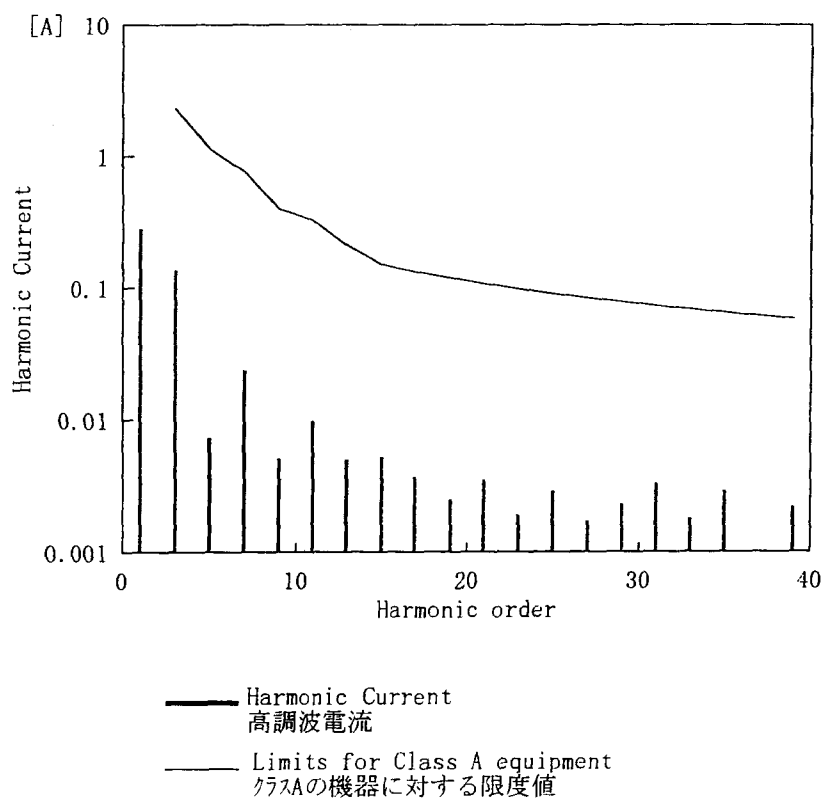
1. Input Current Waveform

— Input Current
— Envelope of the input current to classify equipment as Class D
クラスDの機器を決定するための入力電流包絡線

0.5 A/div



2. Harmonic Current



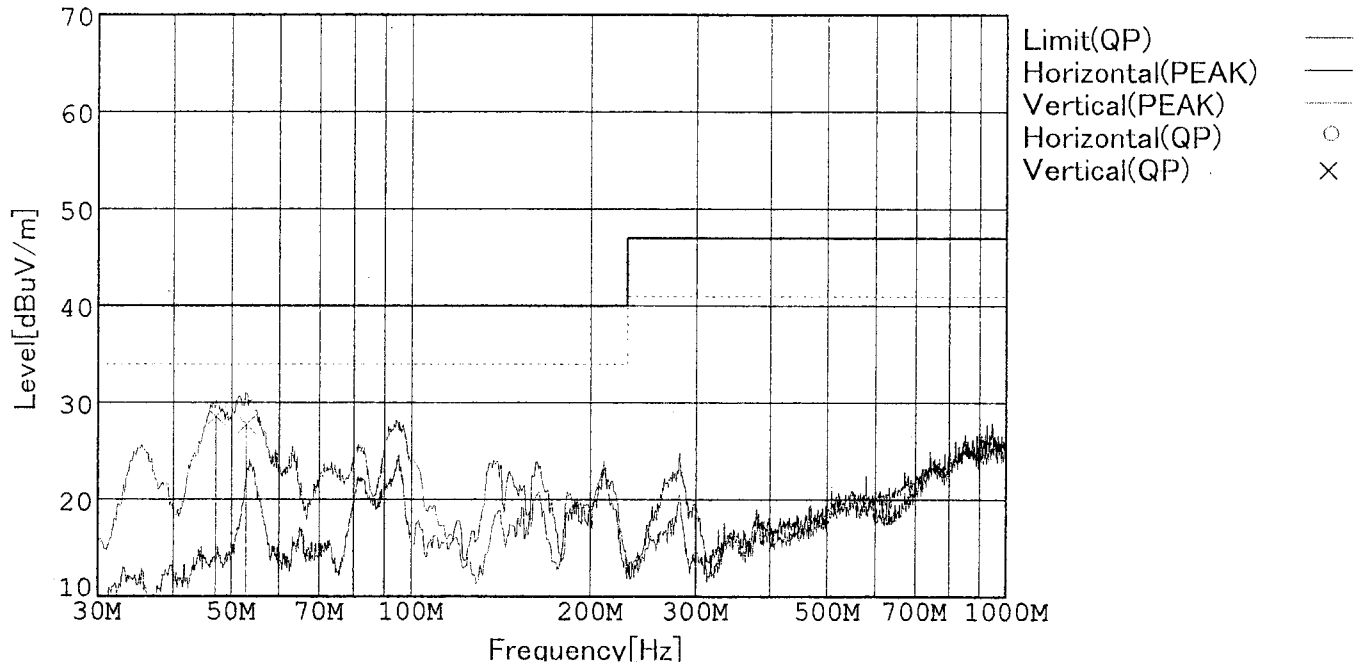
Conditions	Values
Input Voltage [V]	230.6
Input Current [A]	0.318
Active Power [W]	63.3
Apparent Power [VA]	73.4
Frequency [Hz]	50
Power Factor	0.862
Output Power [W]	50.4

Harmonics order 高調波次数	Limits 限度値 [A]	Values 測定値 [A]
1	—	0.28540
2	—	0.00050
3	2.29402	0.13650
4	—	0.00000
5	1.13703	0.00730
6	—	0.00000
7	0.76800	0.02360
8	—	0.00010
9	0.39896	0.00510
10	—	0.00010
11	0.32914	0.00980
12	—	0.00010
13	0.20945	0.00500
14	—	0.00000
15	0.14961	0.00520
16	—	0.00010
17	0.13201	0.00370
18	—	0.00010
19	0.11811	0.00250
20	—	0.00010
21	0.10686	0.00350
22	—	0.00000
23	0.09757	0.00190
24	—	0.00010
25	0.08977	0.00290
26	—	0.00010
27	0.08312	0.00170
28	—	0.00010
29	0.07738	0.00230
30	—	0.00000
31	0.07239	0.00330
32	—	0.00010
33	0.06800	0.00180
34	—	0.00010
35	0.06412	0.00290
36	—	0.00010
37	0.06065	0.00090
38	—	0.00010
39	0.05754	0.00220
40	—	0.00010

RADIATED EMISSION

Model Name :LEA100F-18
 Model No. :
 Serial No. :
 Points :2
 Detector :PEAK/QP
 Polarization :Hori.&Vert.
 Limit:[CISPR 22] Class B<3m>

Power Supply :230V(1 Phase) 50Hz
 Temp. :25degC
 Humi. :44%
 Date :1999/4/22
 Test Equip. :R3132,ESPC
 Comment :



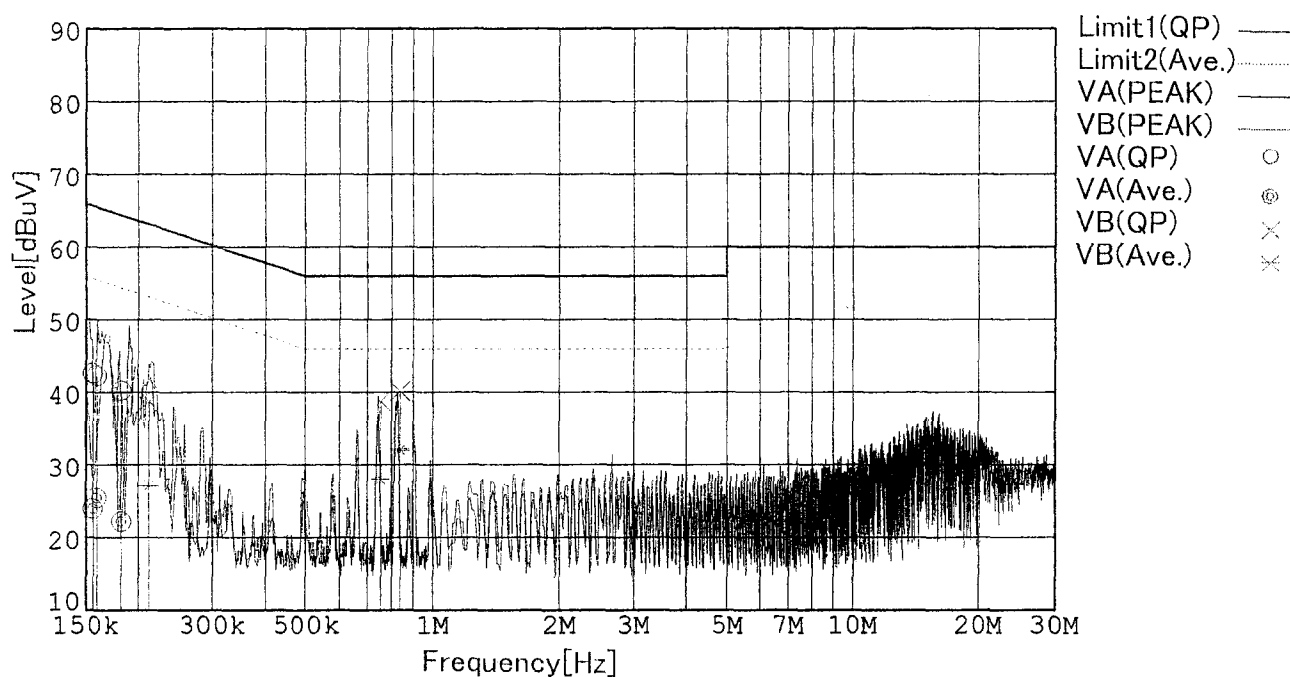
Frequency [MHz]	Meter Reading (QP) [dBuV]	Antena Factor [dBuV]	Cable & Preamp [dB]	Level (Qp) [dBuV]	Angle [°]	Height [cm]	Polar.	Limit [dBuV/m]	Margin [dB]
52.818	44.7	-28.7	11.7	27.7	67	101	Vert.	40.0	12.3
46.959	44.1	-28.7	13.2	28.6	3	104	Vert.	40.0	11.4



LINE CONDUCTION

Model Name :LEA100F-18
 Model No. :
 Serial No. :
 Points :7
 Detector :PEAK/QP/Ave.
 Line Mode :VA/VB
 Limit1:[CISPR Pub22] Class B(QP)
 Limit2:[CISPR Pub22] Class B(Ave.)

Power Supply :230V(1 Phase) 50Hz
 Temp. :25degC
 Humi. :44%
 Date :1999/4/22
 Test Equip. :R3132,ESPC
 Comment :



Frequency [MHz]	Meter Reading (QP) [dBuV]	Meter Reading (Ave.) [dBuV]	Factor [dB]	Level (QP) [dBuV]	Level (Ave.) [dBuV]	Line	Limit (QP) [dBuV]	Limit (Ave.) [dBuV]	Margin (QP) [dB]	Margin (Ave.) [dB]
0.1593	32.0	15.2	10.3	42.3	25.5	VA	65.5	55.5	23.2	30.0
0.1559	32.3	13.7	10.3	42.6	24.0	VA	65.7	55.7	23.1	31.7
0.1823	29.9	11.9	10.3	40.2	22.2	VA	64.4	54.4	24.2	32.2
0.2118	28.5	16.8	10.3	38.8	27.1	VB	63.1	53.1	24.3	26.0
0.7539	28.7	17.9	10.1	38.8	28.0	VB	56.0	46.0	17.2	18.0
0.8379	30.1	21.9	10.1	40.2	32.0	VB	56.0	46.0	15.8	14.0
0.8372	30	22.1	10.1	40.1	32.2	VB	56	46	15.9	13.8