

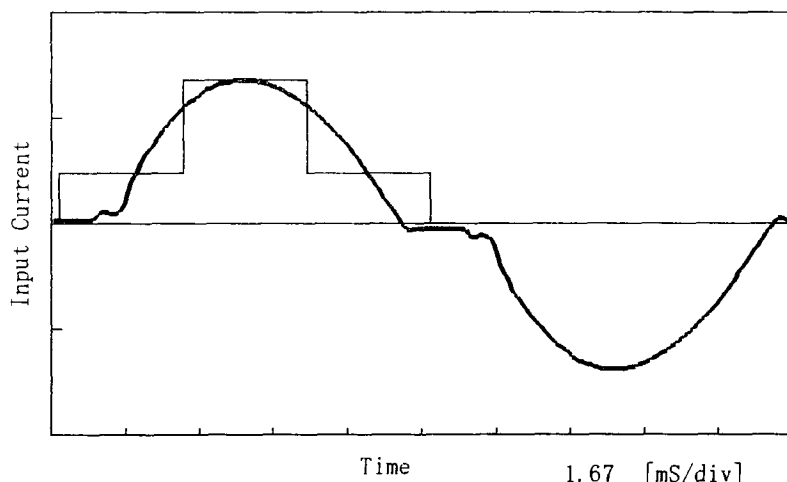
COSEL

Model	LEA100F-3R3-Y	Temperature	25°C
Item	Harmonic Current 高調波電流	Testing Circuitry	Figure E
Object			

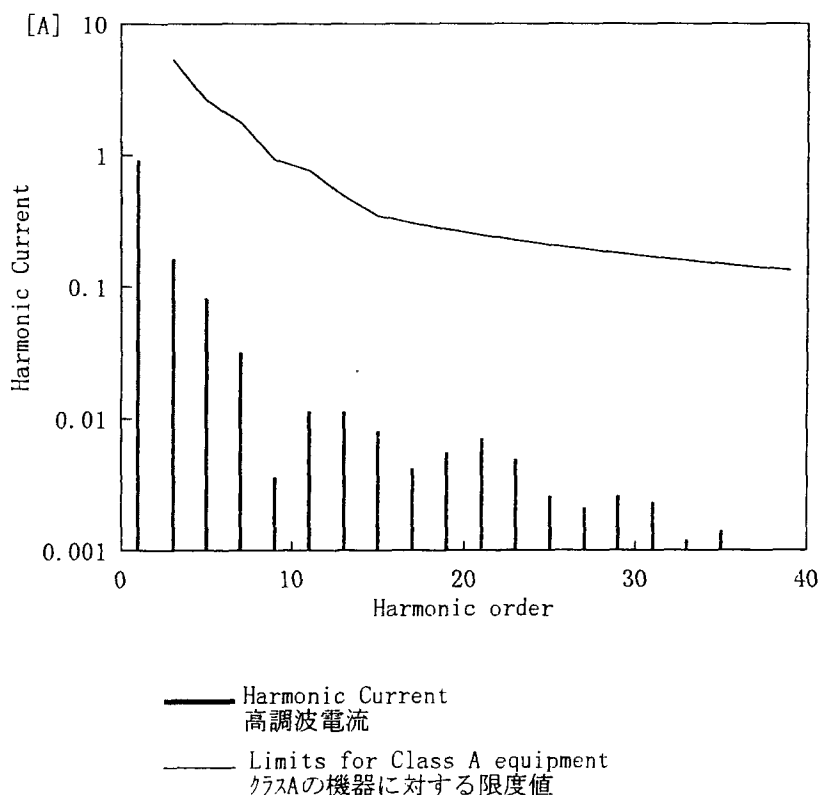
1. Input Current Waveform

— Input Current
 — Envelope of the input current to classify equipment as Class D
 クラスDの機器を決定するための入力電流包絡線

1 A/div



2. Harmonic Current



Conditions	Values
Input Voltage [V]	100
Input Current [A]	0.931
Active Power [W]	91.3
Apparent Power [VA]	93.2
Frequency [Hz]	60
Power Factor	0.980
Output Power [W]	66

Harmonics order 高調波次数	Limits 限度値 [A]	Values 測定値 [A]
1	—	0.91260
2	—	0.00060
3	5.29000	0.16270
4	—	0.00030
5	2.62200	0.08190
6	—	0.00000
7	1.77100	0.03190
8	—	0.00000
9	0.92000	0.00360
10	—	0.00010
11	0.75900	0.01140
12	—	0.00010
13	0.48300	0.01130
14	—	0.00000
15	0.34500	0.00810
16	—	0.00000
17	0.30441	0.00420
18	—	0.00000
19	0.27237	0.00550
20	—	0.00000
21	0.24643	0.00710
22	—	0.00000
23	0.22500	0.00490
24	—	0.00000
25	0.20700	0.00260
26	—	0.00000
27	0.19167	0.00210
28	—	0.00010
29	0.17845	0.00260
30	—	0.00010
31	0.16694	0.00230
32	—	0.00000
33	0.15682	0.00120
34	—	0.00000
35	0.14786	0.00140
36	—	0.00000
37	0.13986	0.00060
38	—	0.00010
39	0.13269	0.00080
40	—	0.00000

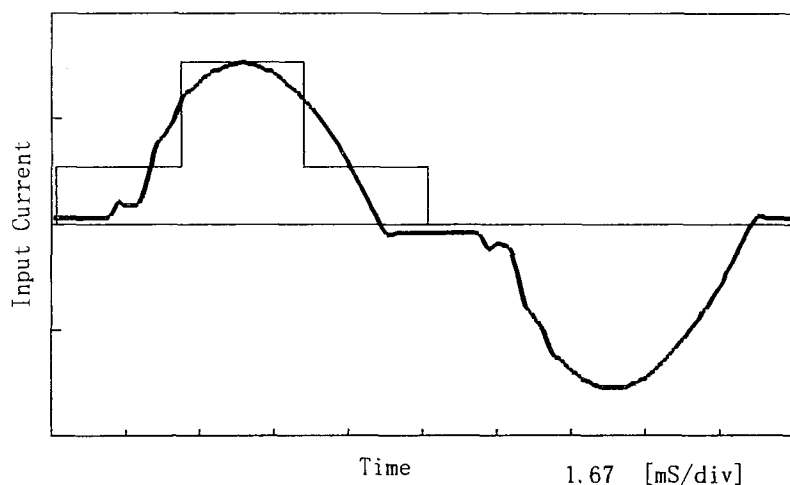
COSEL

Model	LEA100F-3R3-Y	Temperature	25°C
Item	Harmonic Current 高調波電流	Testing Circuitry	Figure E
Object	_____		

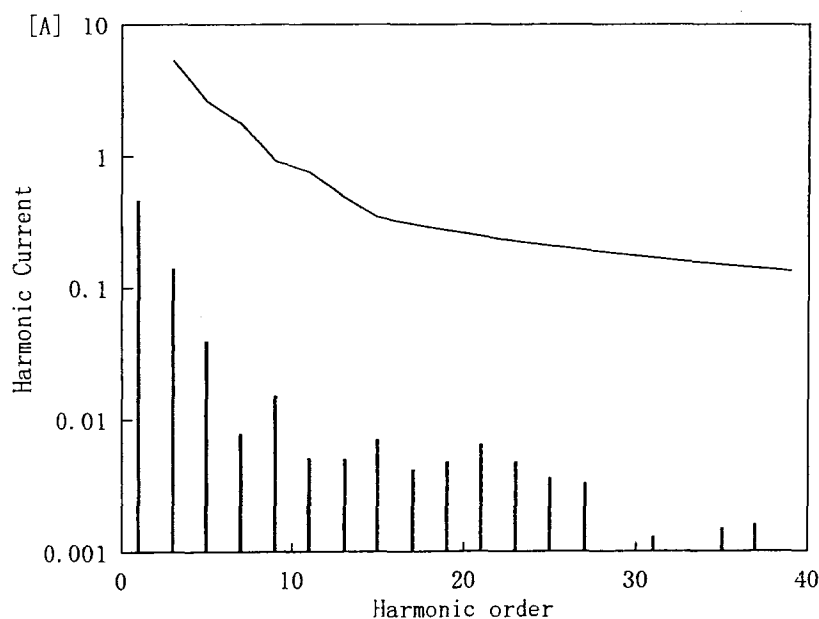
1. Input Current Waveform

— Input Current
 — Envelope of the input current to classify equipment as Class D
 クラスDの機器を決定するための入力電流包絡線

0.5 A/div



2. Harmonic Current



— Harmonic Current
 高調波電流
 — Limits for Class A equipment
 クラスAの機器に対する限度値

Conditions	Values
Input Voltage [V]	100.2
Input Current [A]	0.488
Active Power [W]	46.5
Apparent Power [VA]	48.9
Frequency [Hz]	60
Power Factor	0.951
Output Power [W]	33

Harmonics order 高調波次数	Limits 限度値 [A]	Values 測定値 [A]
1	—	0.46480
2	—	0.00030
3	5.27944	0.14160
4	—	0.00010
5	2.61677	0.03980
6	—	0.00010
7	1.76747	0.00780
8	—	0.00010
9	0.91816	0.01520
10	—	0.00000
11	0.75749	0.00510
12	—	0.00010
13	0.48204	0.00500
14	—	0.00010
15	0.34431	0.00710
16	—	0.00010
17	0.30380	0.00420
18	—	0.00010
19	0.27182	0.00480
20	—	0.00000
21	0.24594	0.00650
22	—	0.00010
23	0.22455	0.00480
24	—	0.00000
25	0.20659	0.00360
26	—	0.00010
27	0.19128	0.00330
28	—	0.00010
29	0.17809	0.00100
30	—	0.00000
31	0.16660	0.00130
32	—	0.00010
33	0.15651	0.00100
34	—	0.00010
35	0.14756	0.00150
36	—	0.00010
37	0.13959	0.00160
38	—	0.00010
39	0.13243	0.00080
40	—	0.00000

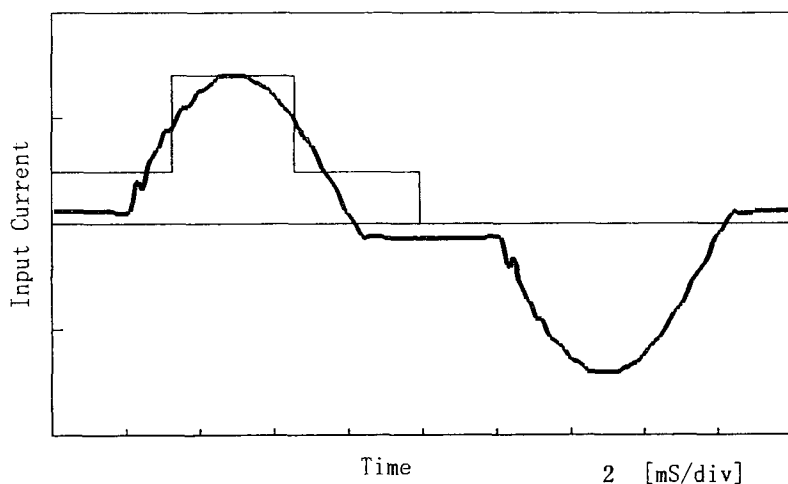
COSEL

Model	LEA100F-3R3-Y	Temperature	25°C
Item	Harmonic Current 高調波電流	Testing Circuitry	Figure E
Object			

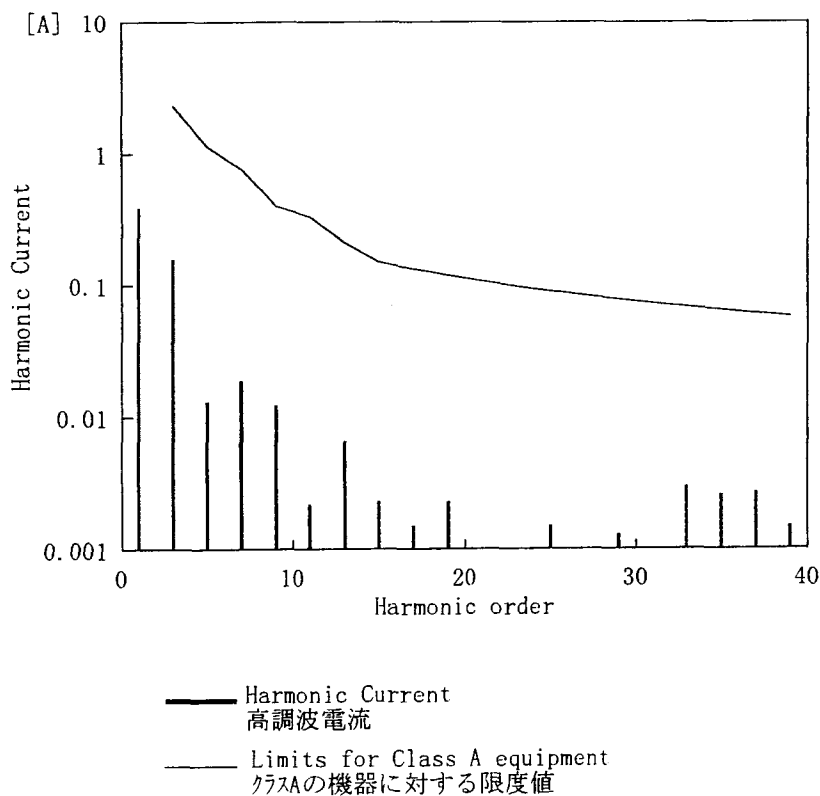
1. Input Current Waveform

— Input Current
— Envelope of the input current to classify equipment as Class D
クラスDの機器を決定するための入力電流包絡線

0.5 A/div



2. Harmonic Current



Conditions	Values
Input Voltage [V]	230.5
Input Current [A]	0.419
Active Power [W]	87.5
Apparent Power [VA]	96.7
Frequency [Hz]	50
Power Factor	0.905
Output Power [W]	66

Harmonics order 高調波次数	Limits 限度値 [A]	Values 測定値 [A]
1	—	0.38680
2	—	0.00030
3	2.29501	0.15900
4	—	0.00000
5	1.13753	0.01320
6	—	0.00000
7	0.76833	0.01900
8	—	0.00010
9	0.39913	0.01230
10	—	0.00010
11	0.32928	0.00220
12	—	0.00010
13	0.20954	0.00660
14	—	0.00000
15	0.14967	0.00230
16	—	0.00000
17	0.13207	0.00150
18	—	0.00010
19	0.11816	0.00230
20	—	0.00010
21	0.10691	0.00030
22	—	0.00010
23	0.09761	0.00030
24	—	0.00000
25	0.08980	0.00150
26	—	0.00000
27	0.08315	0.00090
28	—	0.00010
29	0.07742	0.00130
30	—	0.00010
31	0.07242	0.00080
32	—	0.00000
33	0.06803	0.00300
34	—	0.00000
35	0.06415	0.00260
36	—	0.00010
37	0.06068	0.00270
38	—	0.00000
39	0.05757	0.00150
40	—	0.00000

COSEL

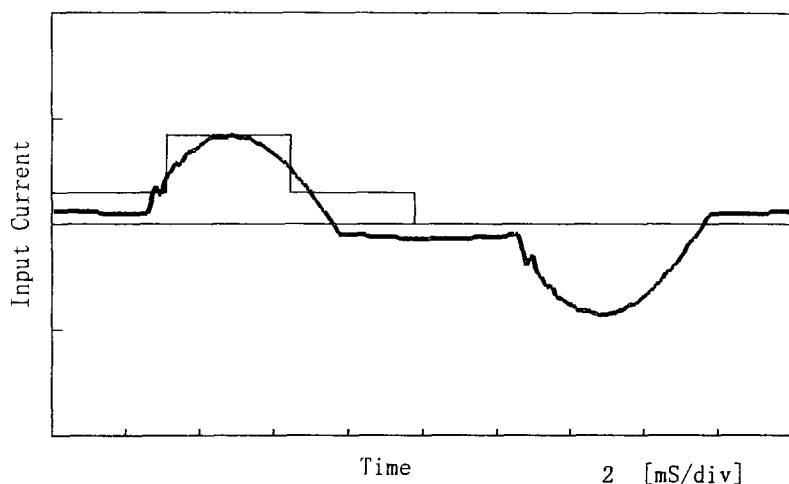
Model	LEA100F-3R3-Y	Temperature Testing Circuitry	25°C Figure E
Item	Harmonic Current 高調波電流		
Object			

1. Input Current Waveform

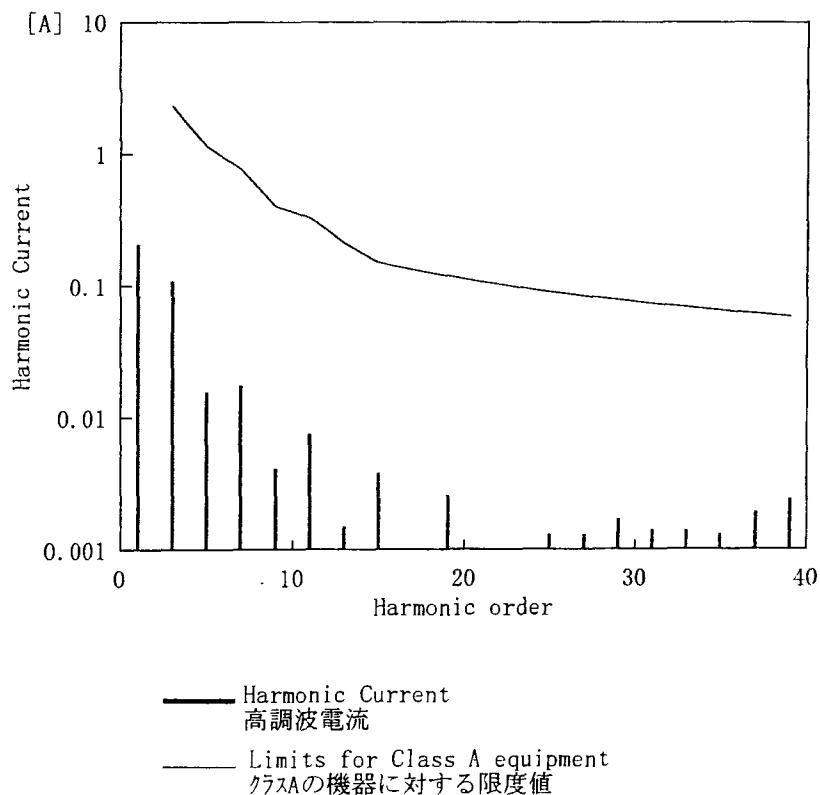
— Input Current

— Envelope of the input current to classify equipment as Class D
クラスDの機器を決定するための入力電流包絡線

0.5 A/div



2. Harmonic Current



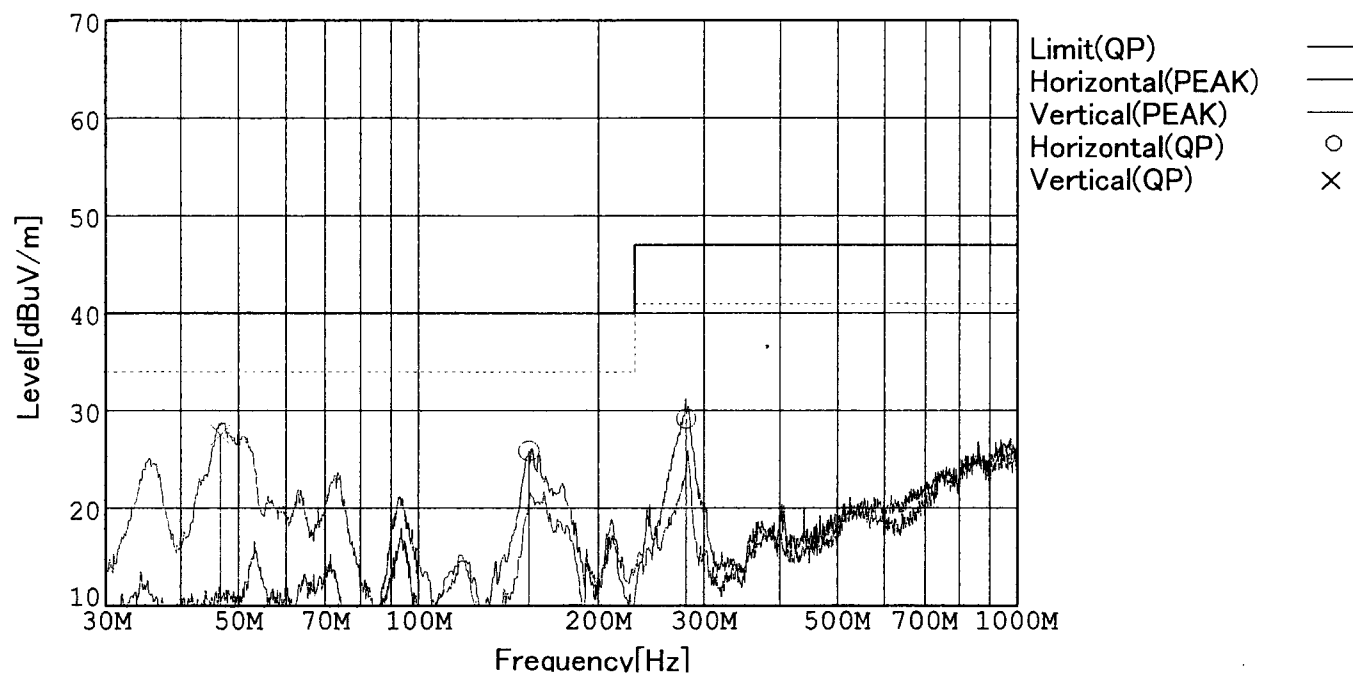
Conditions	Values
Input Voltage [V]	230.6
Input Current [A]	0.237
Active Power [W]	45.8
Apparent Power [VA]	54.7
Frequency [Hz]	50
Power Factor	0.837
Output Power [W]	33

Harmonics order 高調波次数	Limits 限度値 [A]	Values 測定値 [A]
1	—	0.20850
2	—	0.00030
3	2.29402	0.10940
4	—	0.00010
5	1.13703	0.01560
6	—	0.00000
7	0.76800	0.01750
8	—	0.00010
9	0.39896	0.00410
10	—	0.00010
11	0.32914	0.00750
12	—	0.00000
13	0.20945	0.00150
14	—	0.00010
15	0.14961	0.00380
16	—	0.00010
17	0.13201	0.00010
18	—	0.00000
19	0.11811	0.00260
20	—	0.00010
21	0.10686	0.00020
22	—	0.00010
23	0.09757	0.00100
24	—	0.00010
25	0.08977	0.00130
26	—	0.00000
27	0.08312	0.00130
28	—	0.00000
29	0.07738	0.00170
30	—	0.00010
31	0.07239	0.00140
32	—	0.00000
33	0.06800	0.00140
34	—	0.00000
35	0.06412	0.00130
36	—	0.00000
37	0.06065	0.00190
38	—	0.00000
39	0.05754	0.00240
40	—	0.00000

RADIATED EMISSION

Model Name :LEA100F-3R3-Y
 Model No. :
 Serial No. :
 Points :3
 Detector :PEAK/QP
 Polarization :Hori.&Vert.
 Limit:[CISPR 22] Class B<3m>

Power Supply :230V(1 Phase) 50Hz
 Temp. :25degC
 Humi. :44%
 Date :2001/4/22
 Test Equip. :R3132,ESPC
 Comment :



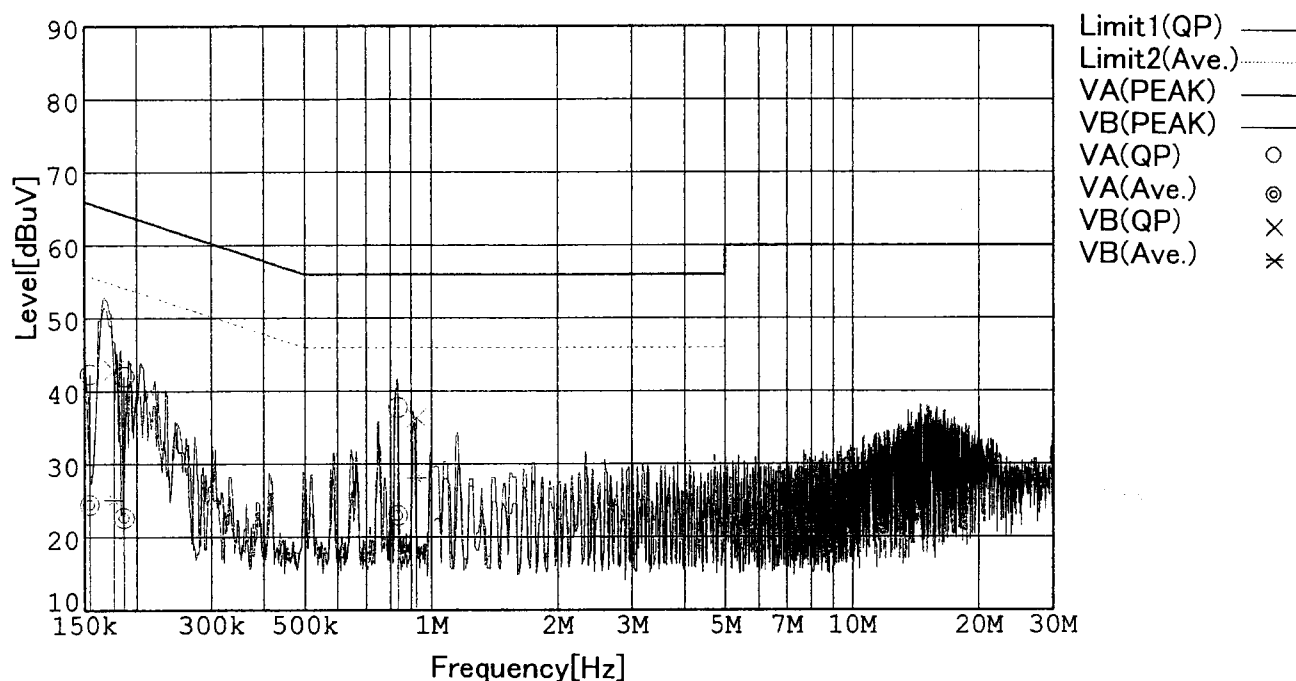
Frequency [MHz]	Meter Reading (QP) [dBuV]	Antena Factor [dBuV]	Cable & Preamp [dB]	Level (Qp) [dBuV]	Angle [°]	Height [cm]	Polar.	Limit [dBuV/m]	Margin [dB]
279.861	40.3	-27.2	16.1	29.2	308	113	Hori.	47.0	17.8
152.577	40.2	-27.8	13.5	25.9	310	151	Hori.	40.0	14.1
46.563	42.9	-28.7	13.3	27.5	13	107	Vert.	40.0	12.5



LINE CONDUCTION

Model Name : LEA100F-3R3-Y
 Model No. :
 Serial No. :
 Points : 5
 Detector : PEAK/QP/Ave.
 Line Mode : VA/VB
 Limit1:[CISPR Pub22] Class B(QP)
 Limit2:[CISPR Pub22] Class B(Ave.)

Power Supply : 230V(1 Phase) 50Hz
 Temp. : 25degC
 Humi. : 44%
 Date : 1999/4/22
 Test Equip. : R3132,ESPC
 Comment :



Frequency [MHz]	Meter Reading (QP) [dBuV]	Meter Reading (Ave.) [dBuV]	Factor [dB]	Level (QP) [dBuV]	Level (Ave.) [dBuV]	Line	Limit (QP) [dBuV]	Limit (Ave.) [dBuV]	Margin (QP) [dB]	Margin (Ave.) [dB]
0.1546	32.0	14.2	10.3	42.3	24.5	VA	65.7	55.7	23.4	31.2
0.1870	31.7	12.3	10.3	42.0	22.6	VA	64.2	54.2	22.2	31.6
0.8349	27.7	12.9	10.1	37.8	23.0	VA	56.0	46.0	18.2	23.0
0.1773	32.6	14.8	10.3	42.9	25.1	VB	64.6	54.6	21.7	29.5
0.9253	26.2	18.0	10.1	36.3	28.1	VB	56.0	46.0	19.7	17.9