

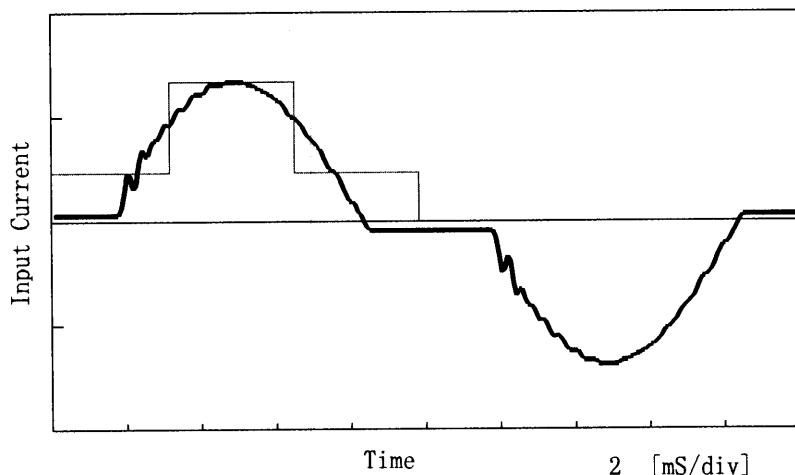
**COSEL**

Model	LEA150F-24	Temperature	25°C
Item	Harmonic Current 高調波電流	Testing Circuitry	Figure E
Object			

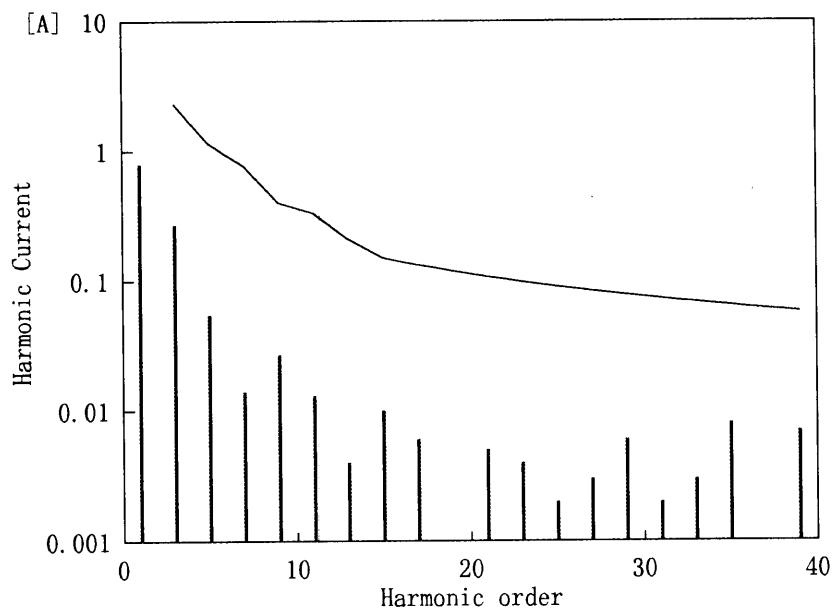
## 1. Input Current Waveform

— Input Current  
 — Envelope of the input current to classify equipment as Class D  
 クラスDの機器を決定するための入力電流包絡線

1 A/div



## 2. Harmonic Current



— Harmonic Current  
 高調波電流  
 — Limits for Class A equipment  
 クラスAの機器に対する限度値

Conditions	Values
Input Voltage [V]	230.5
Input Current [A]	0.842
Active Power [W]	180.3
Apparent Power [VA]	194
Frequency [Hz]	50
Power Factor	0.929
Output Power [W]	150

Harmonics order 高調波次数	Limits 限度値 [A]	Values 測定値 [A]
1	—	0.79300
2	—	0.00100
3	2.29501	0.27000
4	—	0.00000
5	1.13753	0.05500
6	—	0.00000
7	0.76833	0.01400
8	—	0.00000
9	0.39913	0.02700
10	—	0.00000
11	0.32928	0.01300
12	—	0.00000
13	0.20954	0.00400
14	—	0.00000
15	0.14967	0.01000
16	—	0.00000
17	0.13207	0.00600
18	—	0.00000
19	0.11816	0.00100
20	—	0.00000
21	0.10691	0.00500
22	—	0.00000
23	0.09761	0.00400
24	—	0.00000
25	0.08980	0.00200
26	—	0.00000
27	0.08315	0.00300
28	—	0.00000
29	0.07742	0.00600
30	—	0.00000
31	0.07242	0.00200
32	—	0.00000
33	0.06803	0.00300
34	—	0.00000
35	0.06415	0.00800
36	—	0.00000
37	0.06068	0.00100
38	—	0.00000
39	0.05757	0.00700
40	—	0.00000

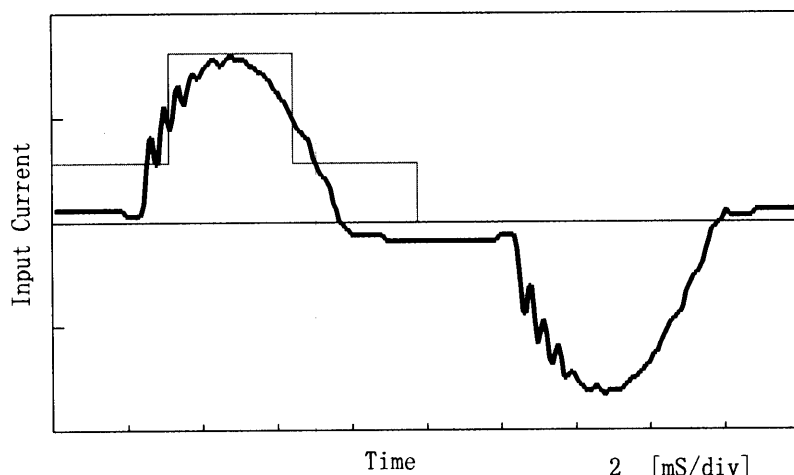
**COSEL**

Model	LEA150F-24	Temperature	25°C
Item	Harmonic Current 高調波電流	Testing Circuitry	Figure E
Object			

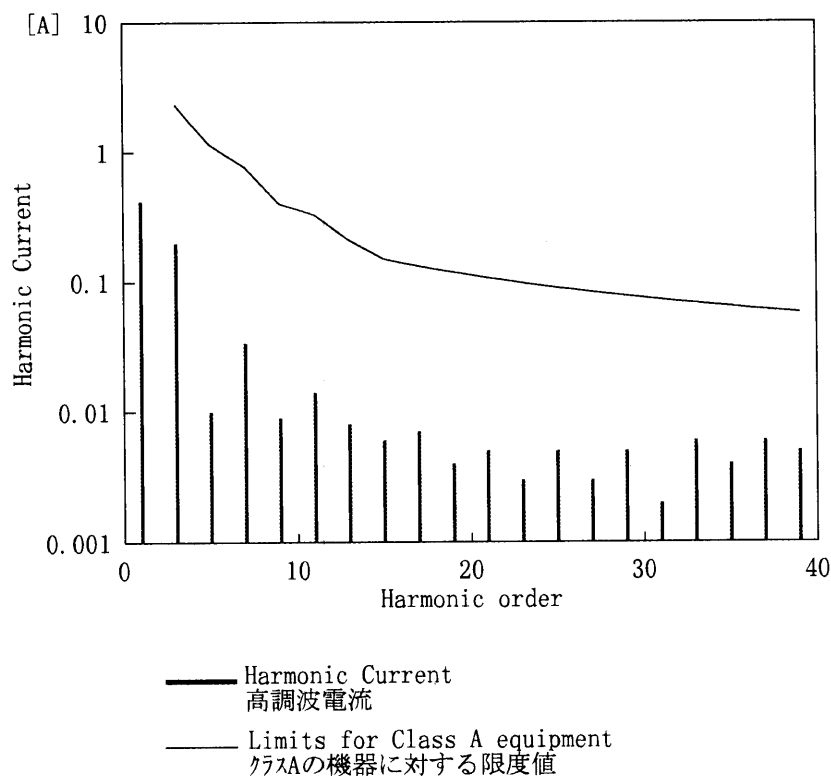
## 1. Input Current Waveform

— Input Current  
— Envelope of the input current to classify equipment as Class D  
クラスDの機器を決定するための入力電流包絡線

0.5 A/div



## 2. Harmonic Current



Conditions	Values
Input Voltage [V]	230.6
Input Current [A]	0.466
Active Power [W]	93.7
Apparent Power [VA]	107.5
Frequency [Hz]	50
Power Factor	0.872
Output Power [W]	75

Harmonics order 高調波次数	Limits 限度値 [A]	Values 測定値 [A]
1	—	0.41800
2	—	0.00100
3	2.29402	0.19900
4	—	0.00000
5	1.13703	0.01000
6	—	0.00000
7	0.76800	0.03400
8	—	0.00000
9	0.39896	0.00900
10	—	0.00000
11	0.32914	0.01400
12	—	0.00000
13	0.20945	0.00800
14	—	0.00000
15	0.14961	0.00600
16	—	0.00000
17	0.13201	0.00700
18	—	0.00000
19	0.11811	0.00400
20	—	0.00000
21	0.10686	0.00500
22	—	0.00000
23	0.09757	0.00300
24	—	0.00000
25	0.08977	0.00500
26	—	0.00000
27	0.08312	0.00300
28	—	0.00000
29	0.07738	0.00500
30	—	0.00000
31	0.07239	0.00200
32	—	0.00000
33	0.06800	0.00600
34	—	0.00000
35	0.06412	0.00400
36	—	0.00000
37	0.06065	0.00600
38	—	0.00000
39	0.05754	0.00500
40	—	0.00000



# RADIATED EMISSION

Model Name : LEA150F-24

Model No. :

Serial No. :

Temperature : 25deg C

Detector : PEAK/QP

Points : 3

Polarization : Hori. & Vert.

Limit1: [CISPR 22] Class B<3m>

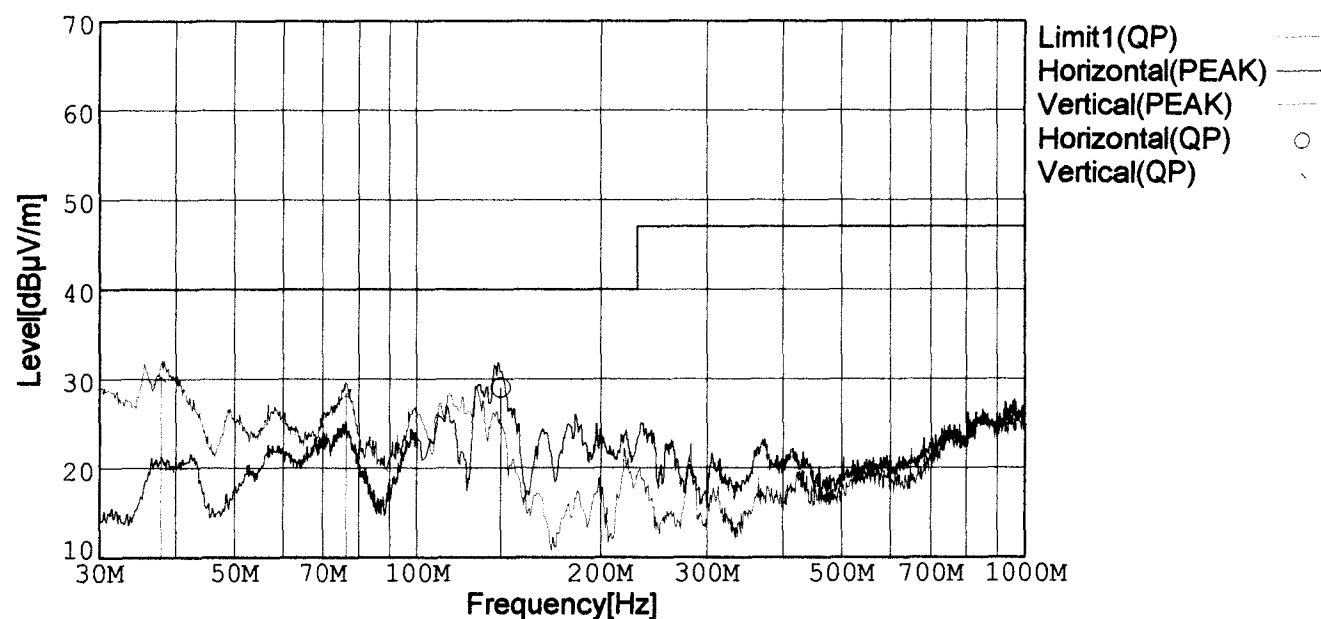
Humidity : 45%

Comment : AC230V Io=100%

Tested by : T.Ohara

Date : 1999/1/29 19:50

EMI Receiver(s) : R3261A,ESPC



Frequency [MHz]	Meter Reading [dBμV]	Antenna Factor[dB]	Cable Loss[dB]	Level [dBμV/m]	Angle[°]	Height [cm]	Pola.	Limit [dBμV/m]	Margin [dB]
137.267	42.6	-27.9	14.3	29.0	134	145	Hori.	40.0	11.0
37.802	43.4	-28.8	15.6	30.2	82	105	Vert.	40.0	9.8
76.387	45.9	-28.4	10.7	28.2	290	115	Vert.	40.0	11.8



# LINE CONDUCTION

Model Name : LEA150F-24

Model No. :

Serial No. :

Temperature : 25deg C

Detector : PEAK/QP/Ave.

Points : 3

Line Mode : VB

Limit1: [CISPR Pub22] Class B(QP)

Limit2: [CISPR Pub22] Class B(Ave.)

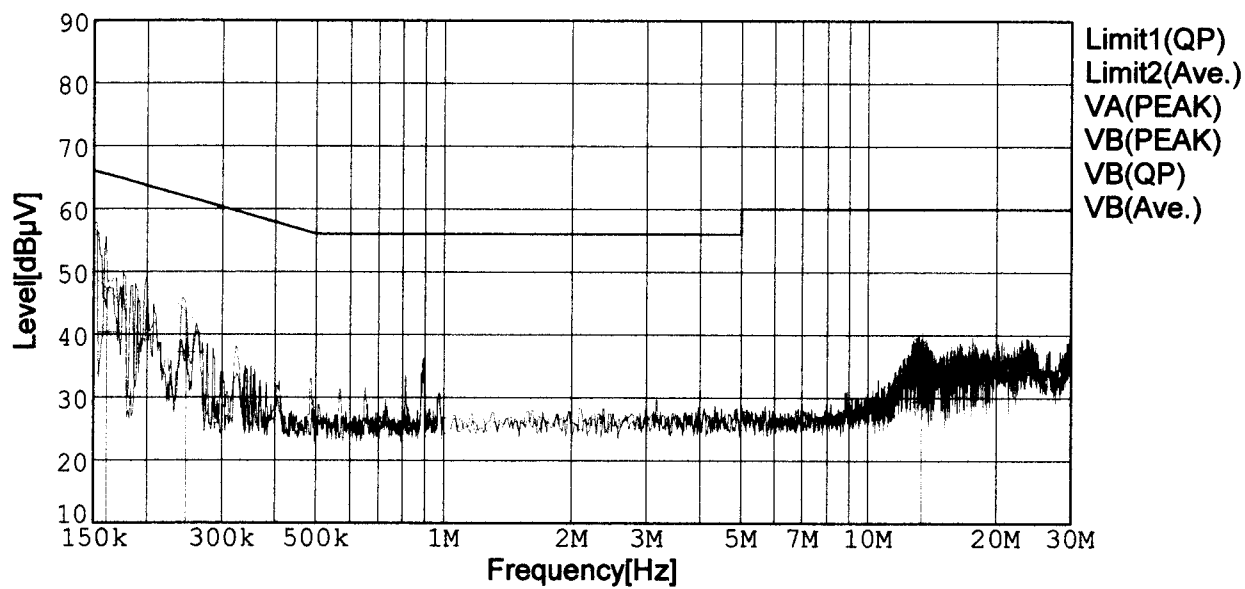
Humidity : 45%

Comment : AC=230V Io=100%

Tested by : T.Ohhara

Date : 1999/1/30 15:53

EMI Receiver(s) : R3261A,ESPC



Frequency [MHz]	Meter Reading (QP) [dBμV]	Meter Reading (Ave.) [dBμV]	Factor [dB]	Level (QP) [dBμV]	Level (Ave.) [dBμV]	Line	Limit (QP) [dBμV]	Limit (Ave.) [dBμV]	Margin (QP) [dB]	Margin (Ave.) [dB]
0.1606	36.9	30.0	10.3	47.2	40.3	VB	65.4	55.4	18.2	15.1
0.2462	33.3	26.9	10.3	43.6	37.2	VB	61.9	51.9	18.3	14.7
13.3124	27.8	18.8	10.6	38.4	29.4	VB	60.0	50.0	21.6	20.6