

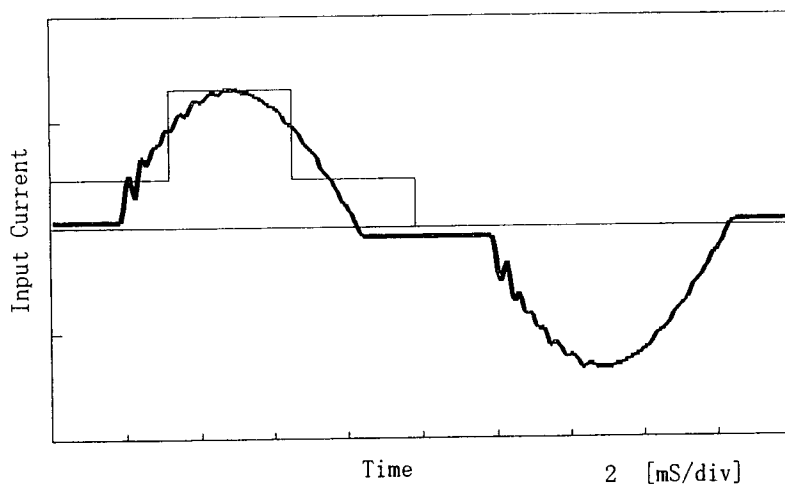
COSEL

Model	LEA150F-30	Temperature	25°C
Item	Harmonic Current 高調波電流	Testing Circuitry	Figure E
Object			

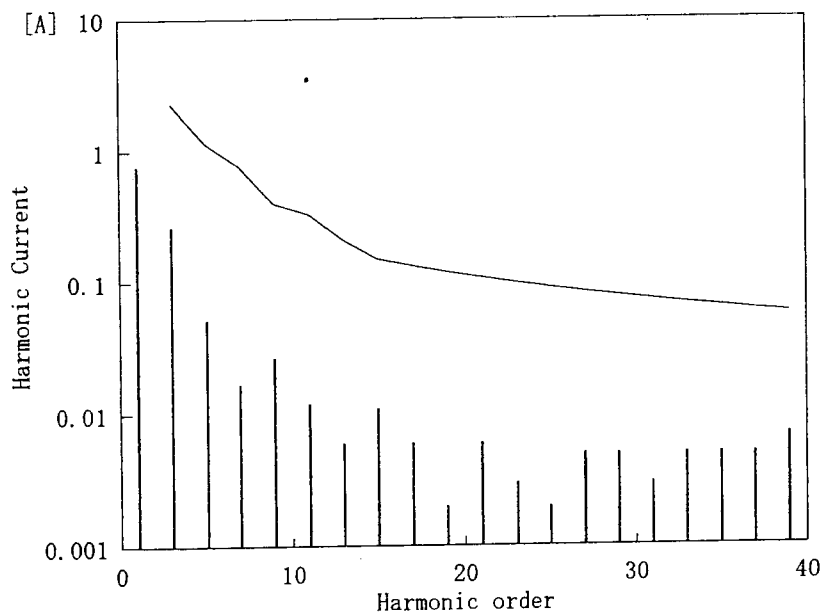
1. Input Current Waveform

— Input Current
 — Envelope of the input current to classify equipment as Class D
 クラスDの機器を決定するための入力電流包絡線

1 A/div



2. Harmonic Current



— Harmonic Current
 高調波電流
 — Limits for Class A equipment
 クラスAの機器に対する限度値

Conditions	Values
Input Voltage [V]	230.4
Input Current [A]	0.818
Active Power [W]	174.7
Apparent Power [VA]	188.5
Frequency [Hz]	50
Power Factor	0.927
Output Power [W]	150

Harmonics order 高調波次数	Limits 限度値 [A]	Values 測定値 [A]
1	—	0.76900
2	—	0.00100
3	2.29601	0.26800
4	—	0.00000
5	1.13802	0.05200
6	—	0.00000
7	0.76866	0.01700
8	—	0.00000
9	0.39931	0.02700
10	—	0.00000
11	0.32943	0.01200
12	—	0.00000
13	0.20964	0.00600
14	—	0.00000
15	0.14974	0.01100
16	—	0.00000
17	0.13212	0.00600
18	—	0.00000
19	0.11822	0.00200
20	—	0.00000
21	0.10696	0.00600
22	—	0.00000
23	0.09766	0.00300
24	—	0.00000
25	0.08984	0.00200
26	—	0.00000
27	0.08319	0.00500
28	—	0.00000
29	0.07745	0.00500
30	—	0.00000
31	0.07245	0.00300
32	—	0.00000
33	0.06806	0.00500
34	—	0.00000
35	0.06417	0.00500
36	—	0.00000
37	0.06071	0.00500
38	—	0.00000
39	0.05759	0.00700
40	—	0.00000

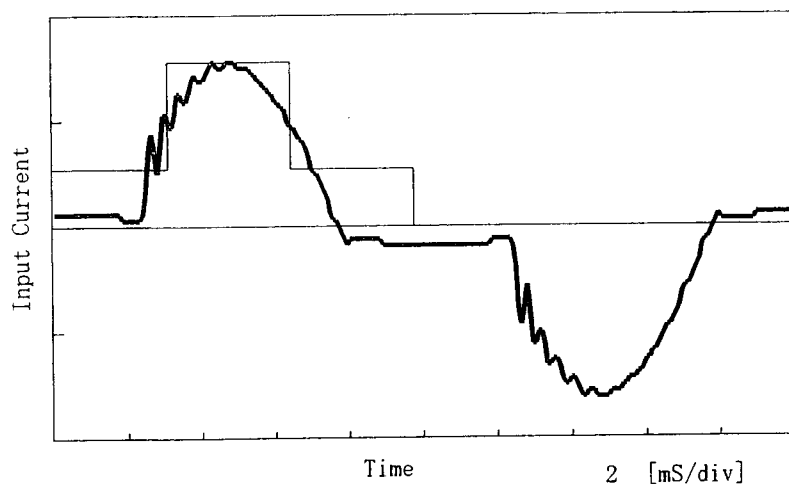
COSEL

Model	LEA150F-30	Temperature	25°C
Item	Harmonic Current 高調波電流	Testing Circuitry	Figure E
Object	_____		

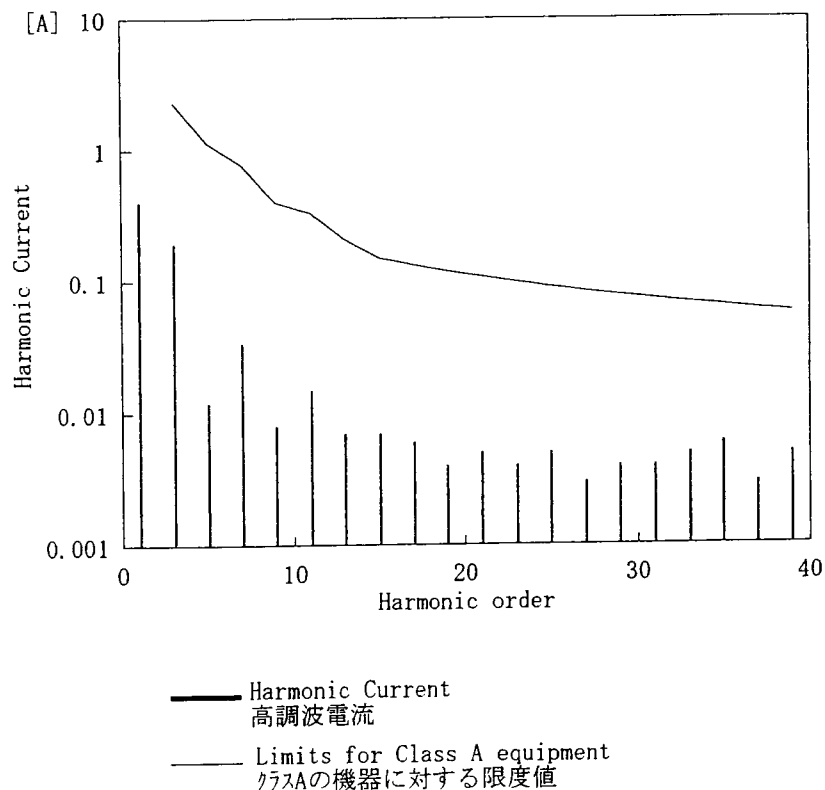
1. Input Current Waveform

— Input Current
 — Envelope of the input current to classify equipment as Class D
 クラスDの機器を決定するための入力電流包絡線

0.5 A/div



2. Harmonic Current



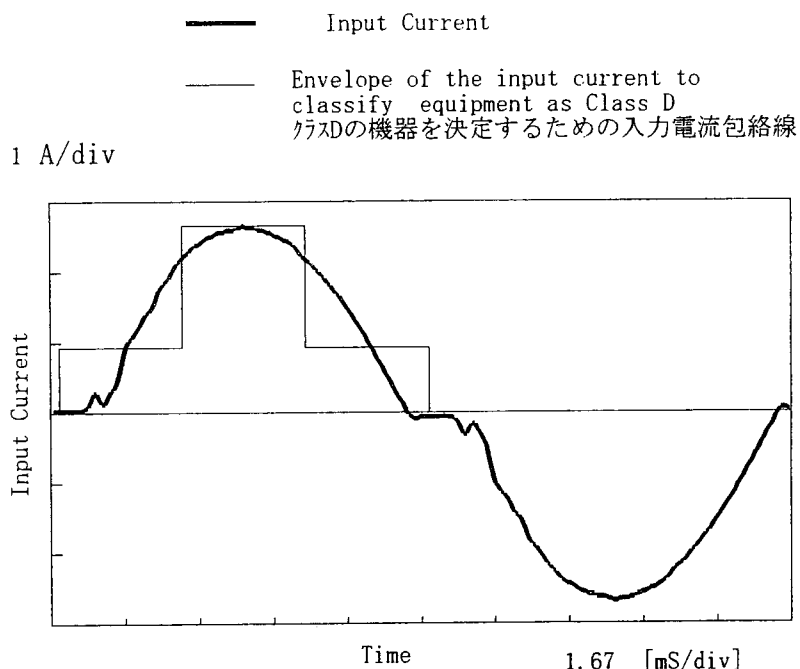
Conditions	Values
Input Voltage [V]	230.5
Input Current [A]	0.452
Active Power [W]	90.5
Apparent Power [VA]	104.3
Frequency [Hz]	50
Power Factor	0.868
Output Power [W]	75

Harmonics order 高調波次数	Limits 限度値 [A]	Values 測定値 [A]
1	—	0.40400
2	—	0.00100
3	2.29501	0.19600
4	—	0.00000
5	1.13753	0.01200
6	—	0.00000
7	0.76833	0.03400
8	—	0.00000
9	0.39913	0.00800
10	—	0.00000
11	0.32928	0.01500
12	—	0.00000
13	0.20954	0.00700
14	—	0.00000
15	0.14967	0.00700
16	—	0.00000
17	0.13207	0.00600
18	—	0.00000
19	0.11816	0.00400
20	—	0.00000
21	0.10691	0.00500
22	—	0.00000
23	0.09761	0.00400
24	—	0.00000
25	0.08980	0.00500
26	—	0.00000
27	0.08315	0.00300
28	—	0.00000
29	0.07742	0.00400
30	—	0.00000
31	0.07242	0.00400
32	—	0.00000
33	0.06803	0.00500
34	—	0.00000
35	0.06415	0.00600
36	—	0.00000
37	0.06068	0.00300
38	—	0.00000
39	0.05757	0.00500
40	—	0.00000

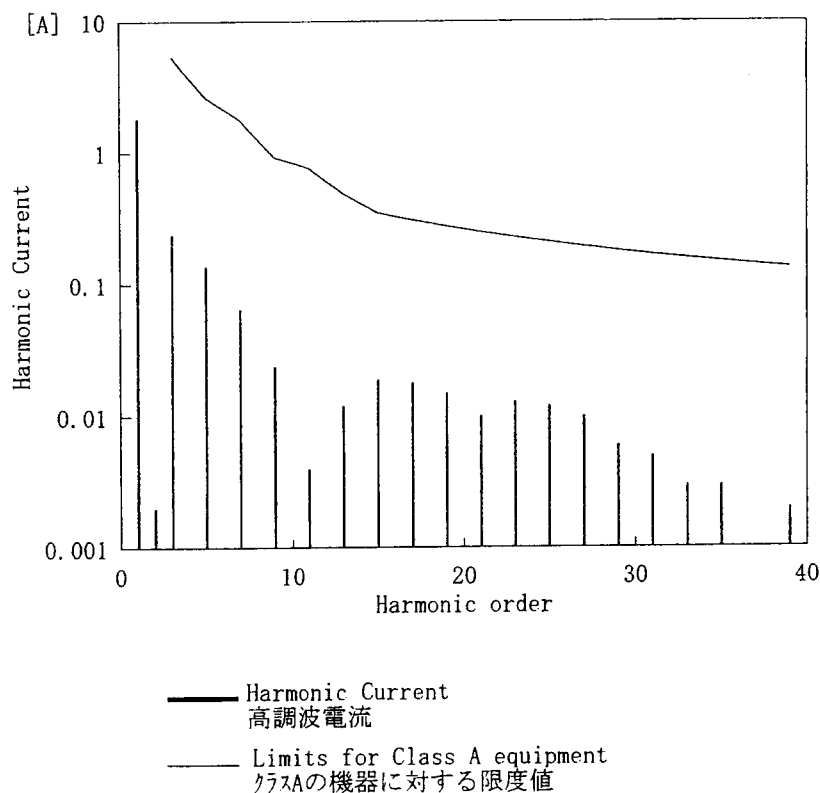
COSEL

Model	LEA150F-30	Temperature	25°C
Item	Harmonic Current 高調波電流	Testing Circuitry	Figure E
Object			

1. Input Current Waveform



2. Harmonic Current



Conditions	Values
Input Voltage [V]	99.6
Input Current [A]	1.842
Active Power [W]	181.2
Apparent Power [VA]	183.5
Frequency [Hz]	60
Power Factor	0.987
Output Power [W]	150

Harmonics order 高調波次数	Limits 限度値 [A]	Values 測定値 [A]
1	—	1.81900
2	—	0.00200
3	5.31124	0.24000
4	—	0.00100
5	2.63253	0.13700
6	—	0.00000
7	1.77811	0.06500
8	—	0.00000
9	0.92369	0.02400
10	—	0.00000
11	0.76205	0.00400
12	—	0.00000
13	0.48494	0.01200
14	—	0.00000
15	0.34639	0.01900
16	—	0.00000
17	0.30563	0.01800
18	—	0.00000
19	0.27346	0.01500
20	—	0.00000
21	0.24742	0.01000
22	—	0.00000
23	0.22590	0.01300
24	—	0.00000
25	0.20783	0.01200
26	—	0.00000
27	0.19244	0.01000
28	—	0.00000
29	0.17916	0.00600
30	—	0.00000
31	0.16761	0.00500
32	—	0.00000
33	0.15745	0.00300
34	—	0.00000
35	0.14845	0.00300
36	—	0.00000
37	0.14043	0.00100
38	—	0.00000
39	0.13323	0.00200
40	—	0.00000

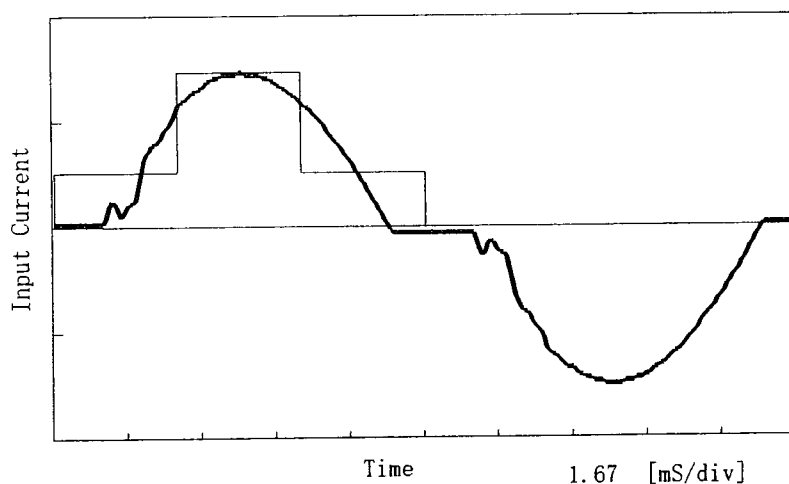
COSEL

Model	LEA150F-30	Temperature	25°C
Item	Harmonic Current 高調波電流	Testing Circuitry	Figure E
Object	_____		

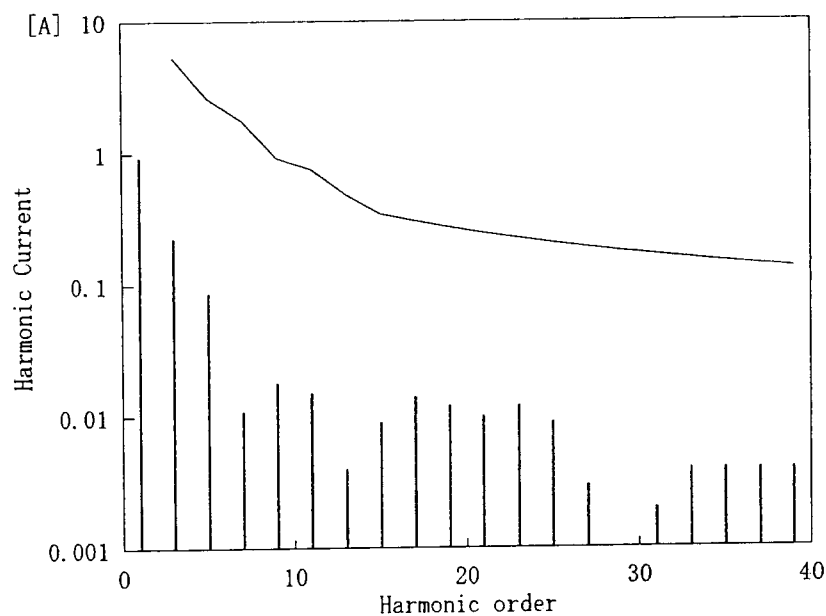
1. Input Current Waveform

— Input Current
 — Envelope of the input current to classify equipment as Class D
 クラスDの機器を決定するための入力電流包絡線

1 A/div



2. Harmonic Current



— Harmonic Current
 高調波電流
 — Limits for Class A equipment
 クラスAの機器に対する限度値

Conditions	Values
Input Voltage [V]	100
Input Current [A]	0.969
Active Power [W]	93.5
Apparent Power [VA]	96.8
Frequency [Hz]	60
Power Factor	0.966
Output Power [W]	75

Harmonics order 高調波次数	Limits 限度値 [A]	Values 測定値 [A]
1	—	0.93600
2	—	0.00100
3	5.29000	0.22600
4	—	0.00000
5	2.62200	0.08700
6	—	0.00000
7	1.77100	0.01100
8	—	0.00000
9	0.92000	0.01800
10	—	0.00000
11	0.75900	0.01500
12	—	0.00000
13	0.48300	0.00400
14	—	0.00000
15	0.34500	0.00900
16	—	0.00000
17	0.30441	0.01400
18	—	0.00000
19	0.27237	0.01200
20	—	0.00000
21	0.24643	0.01000
22	—	0.00000
23	0.22500	0.01200
24	—	0.00000
25	0.20700	0.00900
26	—	0.00000
27	0.19167	0.00300
28	—	0.00000
29	0.17845	0.00100
30	—	0.00000
31	0.16694	0.00200
32	—	0.00000
33	0.15682	0.00400
34	—	0.00000
35	0.14786	0.00400
36	—	0.00000
37	0.13986	0.00400
38	—	0.00000
39	0.13269	0.00400
40	—	0.00000



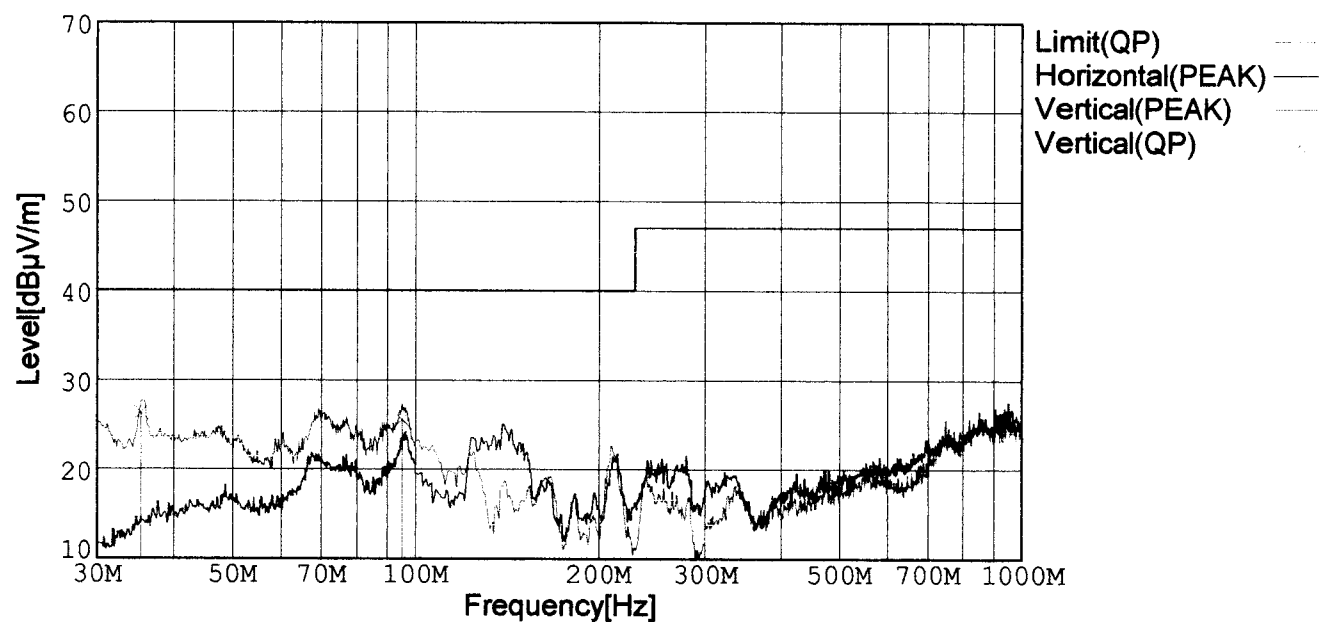
RADIATED EMISSION

Model Name : LEA150F-30
 Model No. :
 Serial No. :
 Temperature : 25deg C
 Detector : PEAK/QP
 Polarization : Vertical

Humidity : 44%
 Comment : AC230V

Date : 1999/4/24 15:16
 EMI Receiver(s) : R3261A,ESPC

Limit: [CISPR 22] Class B<3m>



Frequency [MHz]	Meter Reading (QP) [dBμV]	Ant. Type	Antenna Factor [dB/m]	Cable & Preamp [dB]	Level (QP) [dBμV/m]	Angle[°]	Height [cm]	Polar.	Limit [dBμV/m]	Margin [dB]
95.127	41.5	BL	-28.2	12.2	25.5	255	128	Vert.	40.0	14.5
35.363	39.0	BL	-28.8	16.1	26.3	8	101	Vert.	40.0	13.7

BL: Biconi-Log



LINE CONDUCTION

Model Name : LEA150F-30

Model No. :

Serial No. :

Temperature : 25deg C

Detector : PEAK/QP/Ave.

Line Mode : VA/VB

Humidity : 44%

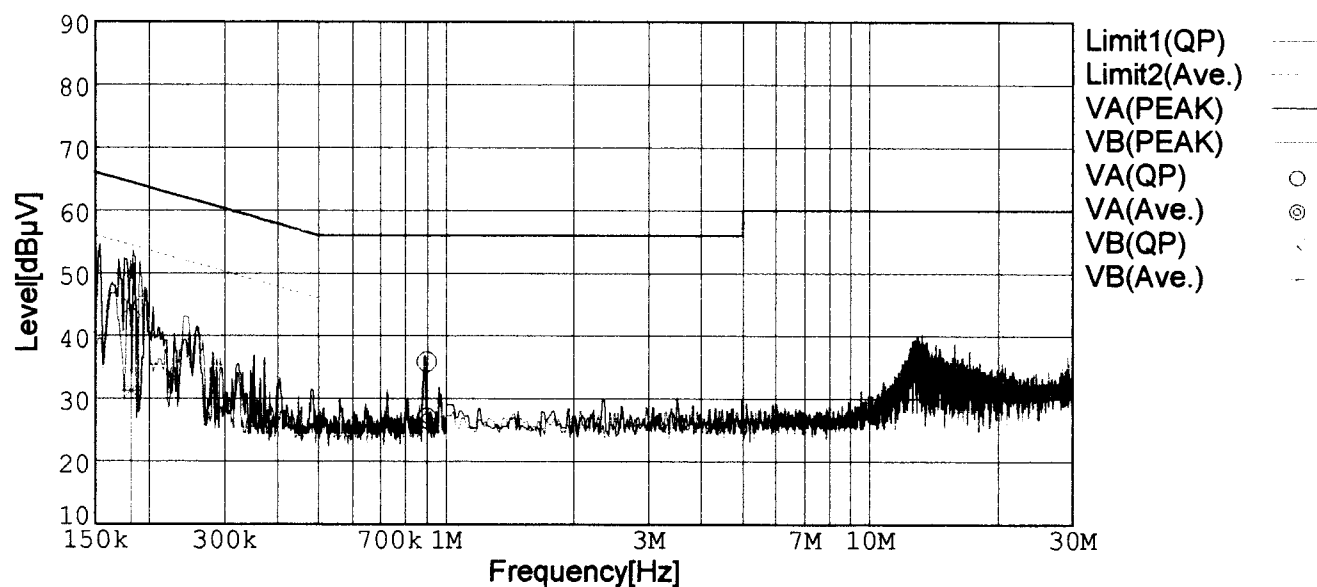
Comment : AC230V

Date : 1999/4/24 19:18

EMI Receiver(s) : R3261A,ESPC

Limit1: [CISPR Pub22] Class B(QP)

Limit2: [CISPR Pub22] Class B(Ave.)



Frequency [MHz]	Meter Reading (QP) [dBμV]	Meter Reading (Ave.) [dBμV]	Factor [dB]	Level (QP) [dBμV]	Level (Ave.) [dBμV]	Line	Limit (QP) [dBμV]	Limit (Ave.) [dBμV]	Margin (QP)[dB]	Margin (Ave.) [dB]
0.8988	25.7	16.7	10.1	35.8	26.8	VA	56.0	46.0	20.2	19.2
0.1811	34.4	20.9	10.3	44.7	31.2	VB	64.4	54.4	19.7	23.2