

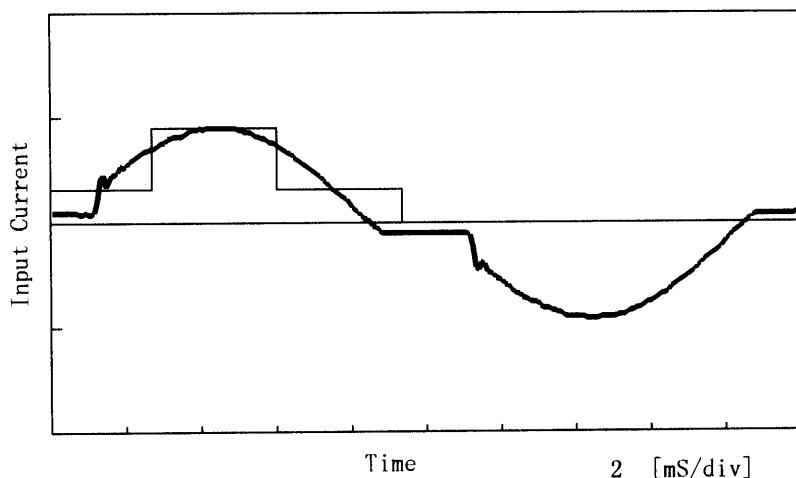
COSEL

Model	LEA50F-12	Temperature	25°C
Item	Harmonic Current 高調波電流	Testing Circuitry	Figure E
Object			

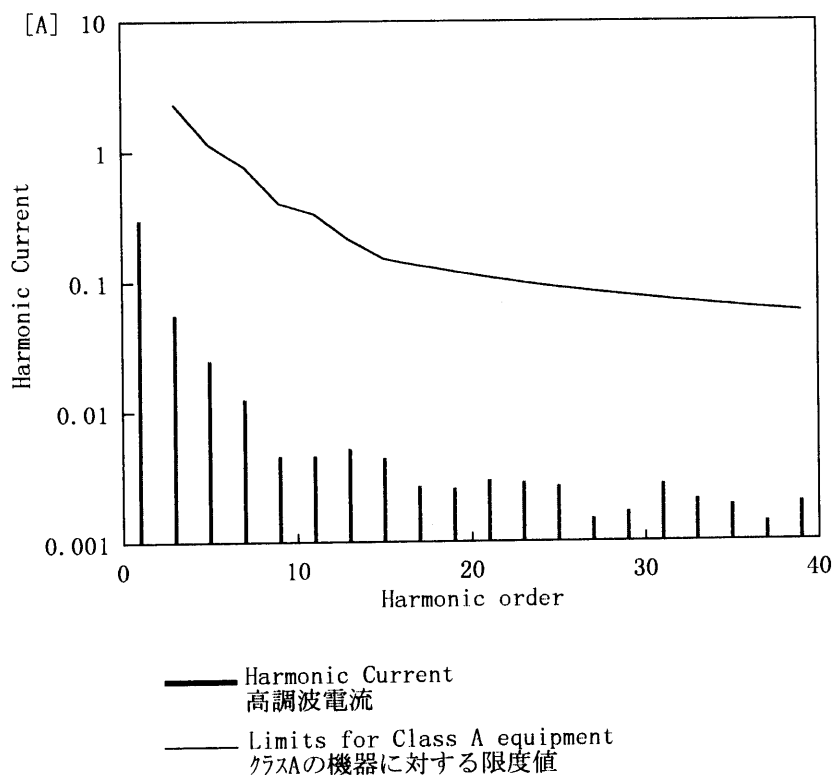
1. Input Current Waveform

— Input Current
— Envelope of the input current to classify equipment as Class D
クラスDの機器を決定するための入力電流包絡線

0.5 A/div



2. Harmonic Current



Conditions	Values
Input Voltage [V]	230.5
Input Current [A]	0.305
Active Power [W]	65.6
Apparent Power [VA]	70.5
Frequency [Hz]	50
Power Factor	0.930
Output Power [W]	51.6

Harmonics order 高調波次数	Limits 限度値 [A]	Values 測定値 [A]
1	—	0.29870
2	—	0.00030
3	2.29501	0.05620
4	—	0.00010
5	1.13753	0.02500
6	—	0.00000
7	0.76833	0.01250
8	—	0.00000
9	0.39913	0.00460
10	—	0.00000
11	0.32928	0.00460
12	—	0.00010
13	0.20954	0.00520
14	—	0.00010
15	0.14967	0.00440
16	—	0.00010
17	0.13207	0.00270
18	—	0.00010
19	0.11816	0.00260
20	—	0.00010
21	0.10691	0.00300
22	—	0.00010
23	0.09761	0.00290
24	—	0.00010
25	0.08980	0.00270
26	—	0.00000
27	0.08315	0.00150
28	—	0.00000
29	0.07742	0.00170
30	—	0.00000
31	0.07242	0.00280
32	—	0.00000
33	0.06803	0.00210
34	—	0.00010
35	0.06415	0.00190
36	—	0.00010
37	0.06068	0.00140
38	—	0.00010
39	0.05757	0.00200
40	—	0.00010

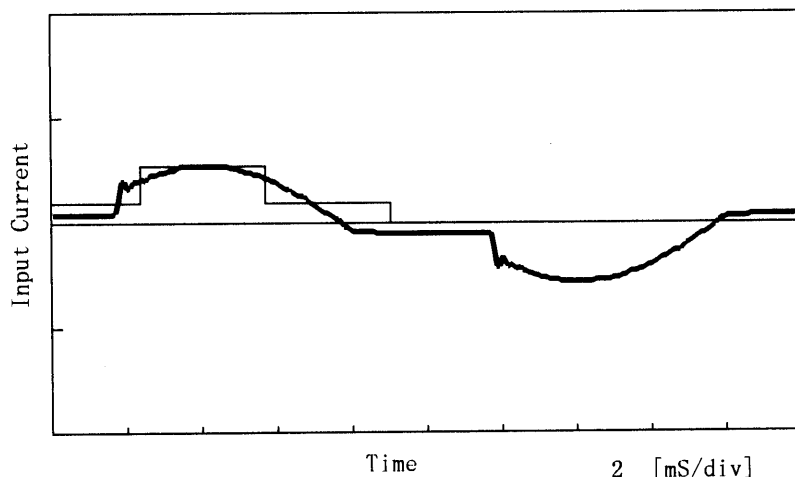
COSEL

Model	LEA50F-12	Temperature	25°C
Item	Harmonic Current 高調波電流	Testing Circuitry	Figure E
Object			

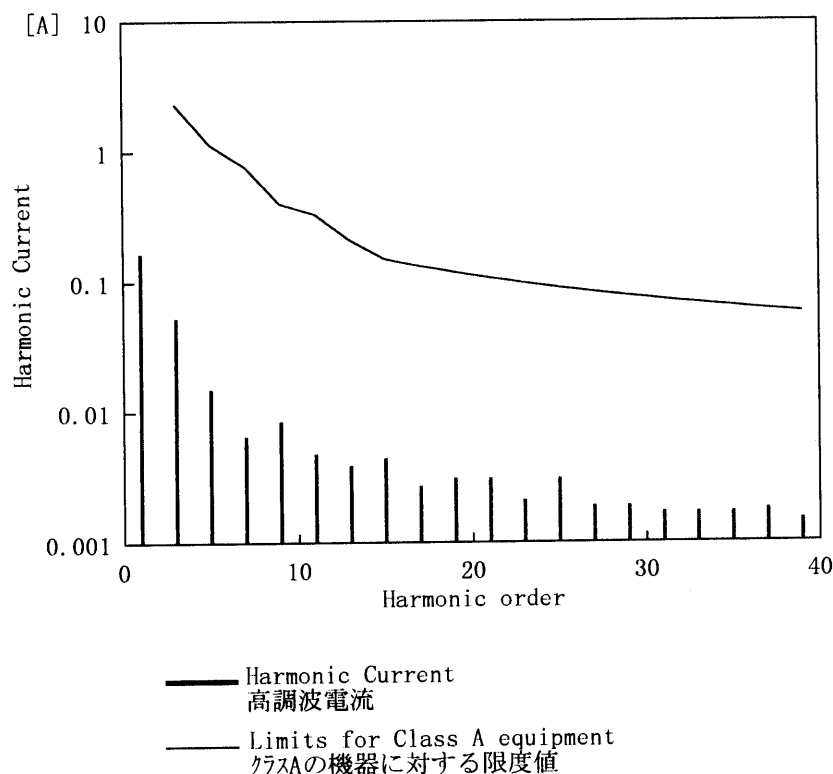
1. Input Current Waveform

— Input Current
 — Envelope of the input current to classify equipment as Class D
 クラスDの機器を決定するための入力電流包絡線

0.5 A/div



2. Harmonic Current



Conditions	Values
Input Voltage [V]	230.5
Input Current [A]	0.176
Active Power [W]	34.9
Apparent Power [VA]	40.8
Frequency [Hz]	50
Power Factor	0.855
Output Power [W]	25.8

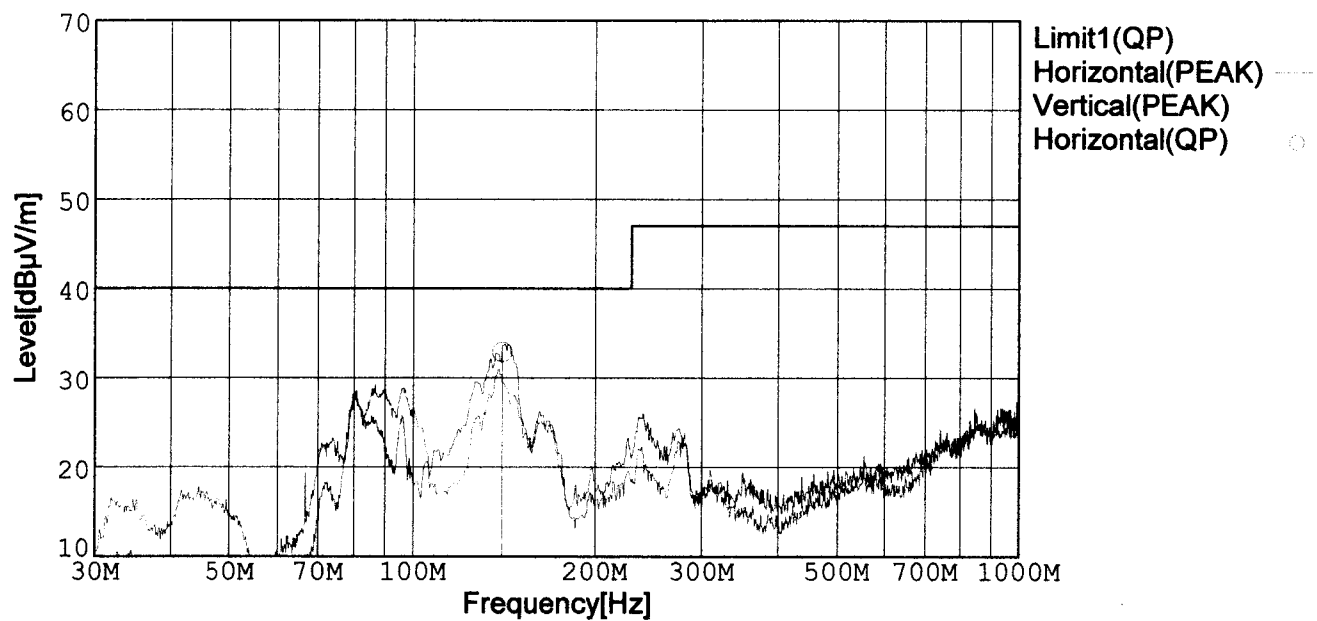
Harmonics order 高調波次数	Limits 限度値 [A]	Values 測定値 [A]
1	—	0.16710
2	—	0.00040
3	2.29501	0.05320
4	—	0.00010
5	1.13753	0.01500
6	—	0.00010
7	0.76833	0.00650
8	—	0.00000
9	0.39913	0.00850
10	—	0.00000
11	0.32928	0.00480
12	—	0.00000
13	0.20954	0.00390
14	—	0.00010
15	0.14967	0.00440
16	—	0.00010
17	0.13207	0.00270
18	—	0.00010
19	0.11816	0.00310
20	—	0.00000
21	0.10691	0.00310
22	—	0.00000
23	0.09761	0.00210
24	—	0.00010
25	0.08980	0.00310
26	—	0.00010
27	0.08315	0.00190
28	—	0.00010
29	0.07742	0.00190
30	—	0.00010
31	0.07242	0.00170
32	—	0.00000
33	0.06803	0.00170
34	—	0.00010
35	0.06415	0.00170
36	—	0.00000
37	0.06068	0.00180
38	—	0.00010
39	0.05757	0.00150
40	—	0.00010



RADIATED EMISSION

Model Name : LEA50F-12
 Model No. :
 Serial No. :
 Temperature : 25deg C
 Detector : PEAK/QP
 Points : 1
 Polarization : Horizontal
 Limit1: [CISPR 22] Class B<3m>

Humidity : 45%
 Comment : AC230V, Io=100%
 Tested by : T.Noda
 Date : 1999/1/27 19:02
 EMI Receiver(s) : R3261A,ESPC



Frequency [MHz]	Meter Reading [dBμV]	Antenna Factor [dB]	Cable Loss [dB]	Level [dBμV/m]	Angle [°]	Height [cm]	Pola.	Limit [dBμV/m]	Margin [dB]
140.087	46.5	-27.9	14.3	32.9	347	155	Hori.	40.0	7.1



LINE CONDUCTION

Model Name : LEA50F-12

Model No. :

Serial No. :

Temperature : 25deg C

Detector : PEAK/QP/Ave.

Points : 7

Line Mode : VA/VB

Limit1: [CISPR Pub22] Class B(QP)

Limit2: [CISPR Pub22] Class B(Ave.)

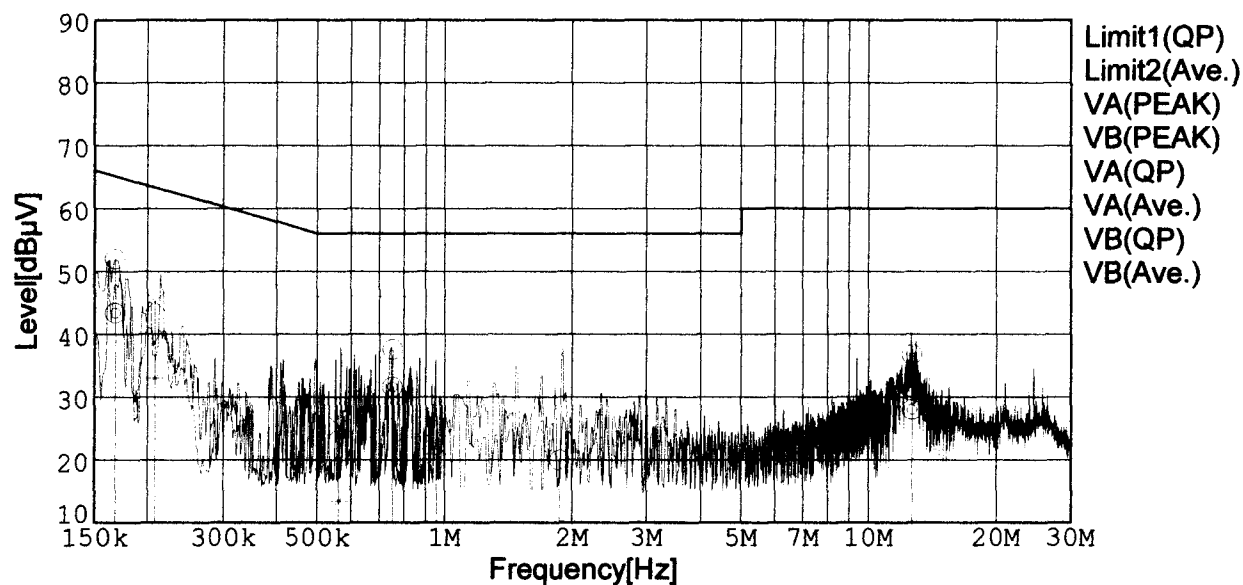
Humidity : 45%

Comment : AC230V, Io=100%

Tested by : T.Noda

Date : 1999/1/27 22:58

EMI Receiver(s) : R3261A,ESPC



Frequency [MHz]	Meter Reading (QP) [dBμV]	Meter Reading (Ave.) [dBμV]	Factor [dB]	Level (QP) [dBμV]	Level (Ave.) [dBμV]	Line	Limit (QP) [dBμV]	Limit (Ave.) [dBμV]	Margin (QP) [dB]	Margin (Ave.) [dB]
0.1671	41.7	33.0	10.3	52.0	43.3	VA	65.1	55.1	13.1	11.8
0.7514	27.5	21.5	10.1	37.6	31.6	VA	56.0	46.0	18.4	14.4
12.6213	26.2	17.5	10.5	36.7	28.0	VA	60.0	50.0	23.3	22.0
0.2080	34.9	22.7	10.3	45.2	33.0	VB	63.3	53.3	18.1	20.3