

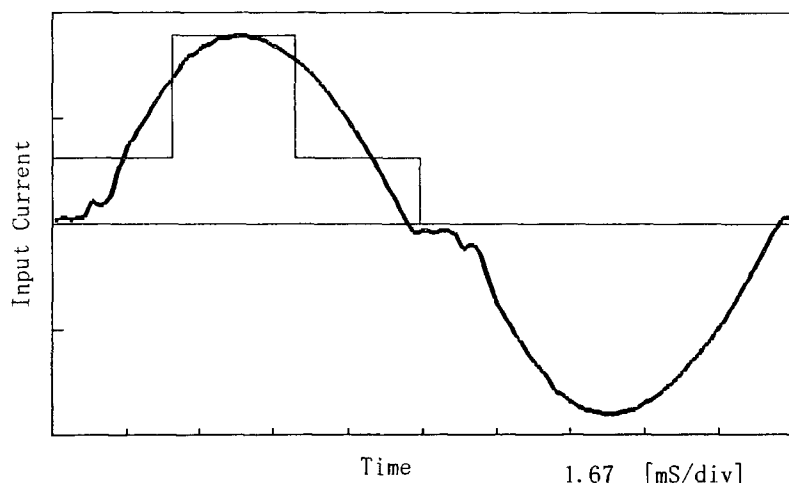
**COSEL**

Model	LEA50F-30	Temperature	25°C
Item	Harmonic Current 高調波電流	Testing Circuitry	Figure E
Object			

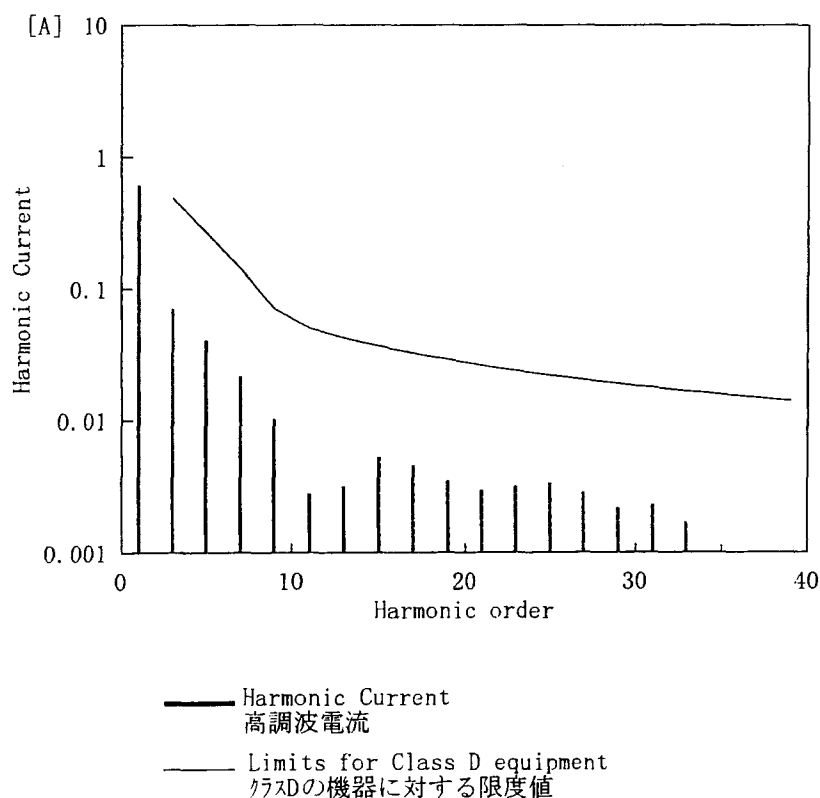
## 1. Input Current Waveform

— Input Current  
 — Envelope of the input current to classify equipment as Class D  
 クラスDの機器を決定するための入力電流包絡線

0.5 A/div



## 2. Harmonic Current



Conditions	Values
Input Voltage [V]	100.1
Input Current [A]	0.625
Active Power [W]	61.9
Apparent Power [VA]	62.6
Frequency [Hz]	60
Power Factor	0.989
Output Power [W]	51

Harmonics order 高調波次数	Limits 限度値 [A]	Values 測定値 [A]
1	—	0.61940
2	—	0.00030
3	0.48357	0.07100
4	—	0.00010
5	0.27023	0.04090
6	—	0.00010
7	0.14223	0.02160
8	—	0.00000
9	0.07111	0.01030
10	—	0.00000
11	0.04978	0.00280
12	—	0.00000
13	0.04212	0.00320
14	—	0.00010
15	0.03651	0.00530
16	—	0.00000
17	0.03221	0.00460
18	—	0.00000
19	0.02882	0.00350
20	—	0.00000
21	0.02608	0.00300
22	—	0.00000
23	0.02381	0.00320
24	—	0.00010
25	0.02190	0.00340
26	—	0.00000
27	0.02028	0.00290
28	—	0.00010
29	0.01888	0.00220
30	—	0.00000
31	0.01766	0.00230
32	—	0.00000
33	0.01659	0.00170
34	—	0.00000
35	0.01565	0.00060
36	—	0.00000
37	0.01480	0.00010
38	—	0.00010
39	0.01404	0.00060
40	—	0.00000

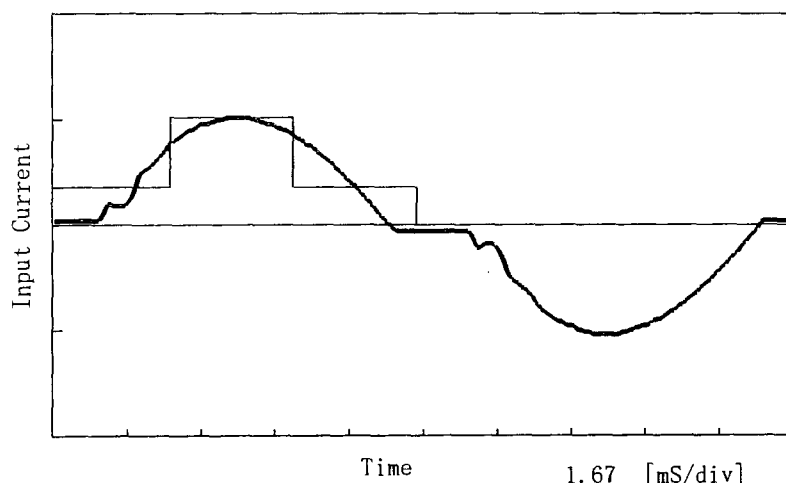
**COSEL**

Model	LEA50F-30	Temperature	25°C
Item	Harmonic Current 高調波電流	Testing Circuitry	Figure E
Object			

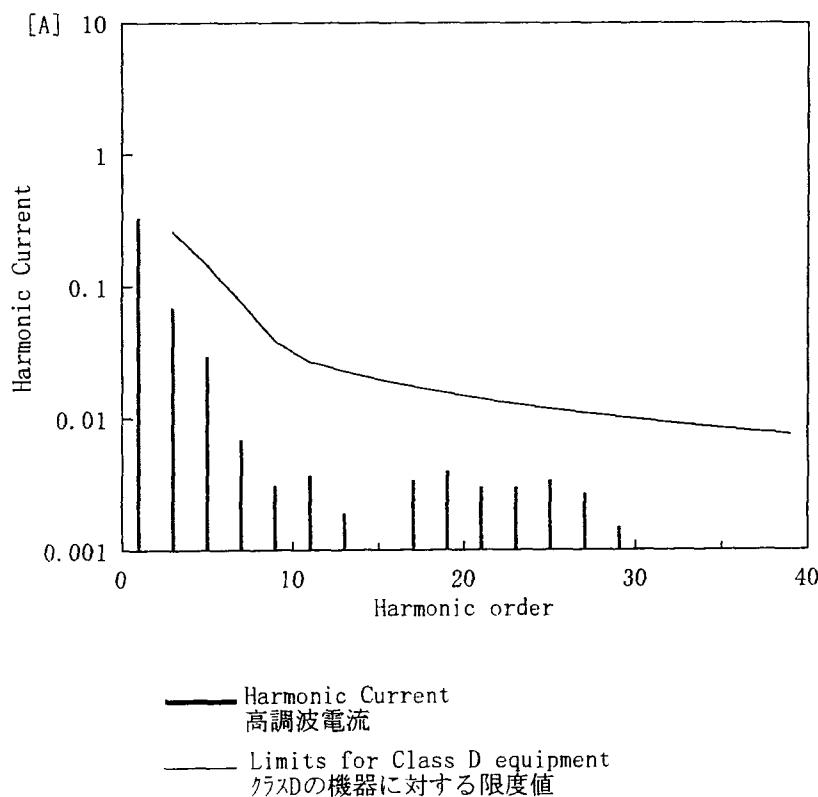
## 1. Input Current Waveform

— Input Current  
— Envelope of the input current to classify equipment as Class D  
クラスDの機器を決定するための入力電流包絡線

0.5 A/div



## 2. Harmonic Current



Conditions	Values
Input Voltage [V]	100.2
Input Current [A]	0.341
Active Power [W]	33.2
Apparent Power [VA]	34.3
Frequency [Hz]	60
Power Factor	0.968
Output Power [W]	25.5

Harmonics order 高調波次数	Limits 限度値 [A]	Values 測定値 [A]
1	—	0.33310
2	—	0.00030
3	0.25911	0.06980
4	—	0.00010
5	0.14479	0.02960
6	—	0.00010
7	0.07621	0.00690
8	—	0.00000
9	0.03810	0.00310
10	—	0.00000
11	0.02667	0.00370
12	—	0.00010
13	0.02257	0.00190
14	—	0.00010
15	0.01956	0.00080
16	—	0.00000
17	0.01726	0.00340
18	—	0.00010
19	0.01544	0.00400
20	—	0.00010
21	0.01397	0.00300
22	—	0.00000
23	0.01276	0.00300
24	—	0.00000
25	0.01174	0.00340
26	—	0.00000
27	0.01087	0.00270
28	—	0.00010
29	0.01012	0.00150
30	—	0.00010
31	0.00946	0.00100
32	—	0.00000
33	0.00889	0.00100
34	—	0.00000
35	0.00838	0.00080
36	—	0.00000
37	0.00793	0.00070
38	—	0.00000
39	0.00752	0.00030
40	—	0.00000

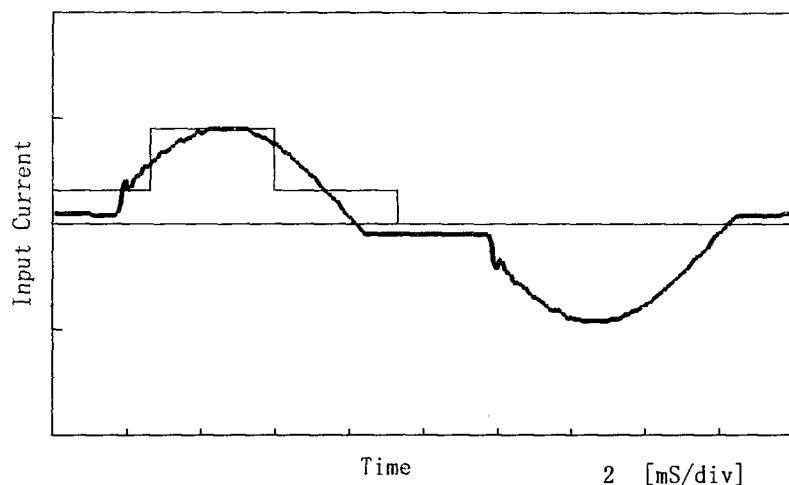
**COSEL**

Model	LEA50F-30	Temperature	25°C
Item	Harmonic Current 高調波電流	Testing Circuitry	Figure E
Object			

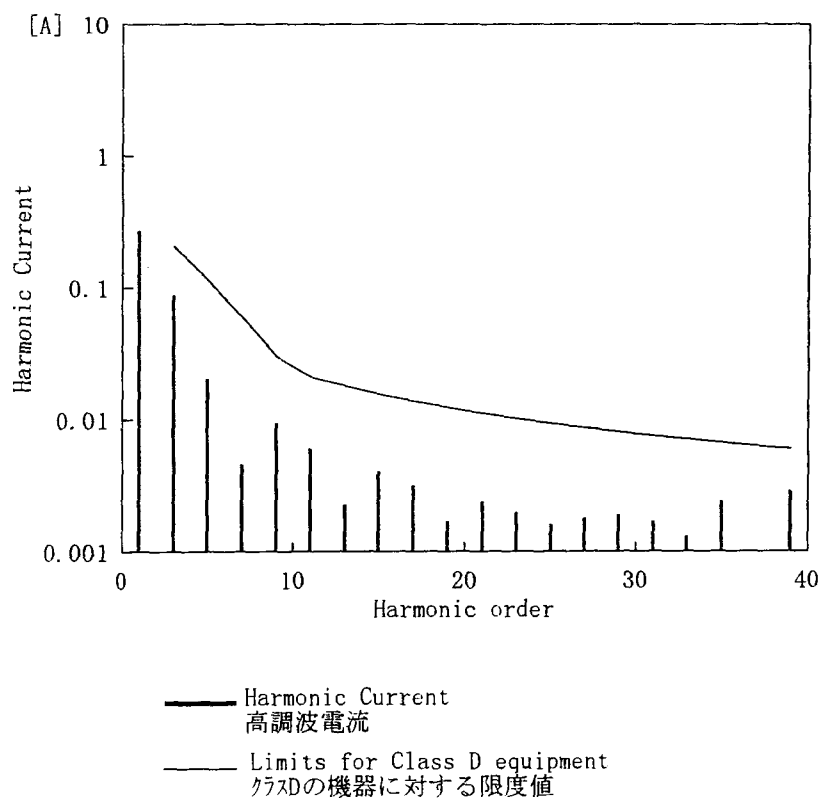
## 1. Input Current Waveform

— Input Current  
 — Envelope of the input current to classify equipment as Class D  
 クラスDの機器を決定するための入力電流包絡線

0.5 A/div



## 2. Harmonic Current



Conditions	Values
Input Voltage [V]	230.5
Input Current [A]	0.288
Active Power [W]	60.7
Apparent Power [VA]	66.4
Frequency [Hz]	50
Power Factor	0.914
Output Power [W]	51

Harmonics order 高調波次数	Limits 限度値 [A]	Values 測定値 [A]
1	—	0.27320
2	—	0.00040
3	0.20593	0.08780
4	—	0.00000
5	0.11508	0.02040
6	—	0.00010
7	0.06057	0.00460
8	—	0.00010
9	0.03028	0.00940
10	—	0.00010
11	0.02120	0.00600
12	—	0.00010
13	0.01794	0.00230
14	—	0.00010
15	0.01555	0.00410
16	—	0.00010
17	0.01372	0.00320
18	—	0.00000
19	0.01227	0.00170
20	—	0.00000
21	0.01110	0.00240
22	—	0.00000
23	0.01014	0.00200
24	—	0.00010
25	0.00933	0.00160
26	—	0.00010
27	0.00864	0.00180
28	—	0.00010
29	0.00804	0.00190
30	—	0.00010
31	0.00752	0.00170
32	—	0.00000
33	0.00707	0.00130
34	—	0.00000
35	0.00666	0.00240
36	—	0.00010
37	0.00630	0.00100
38	—	0.00010
39	0.00598	0.00290
40	—	0.00010

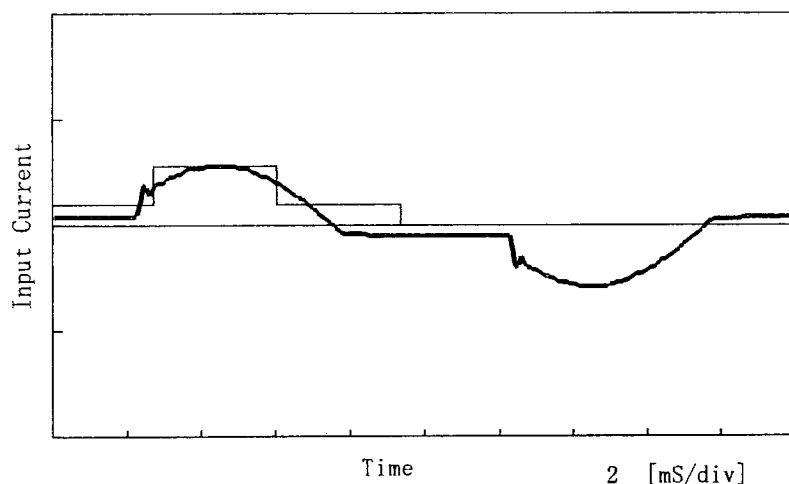
**COSEL**

Model	LEA50F-30	Temperature	25℃
Item	Harmonic Current 高調波電流	Testing Circuitry	Figure E
Object			

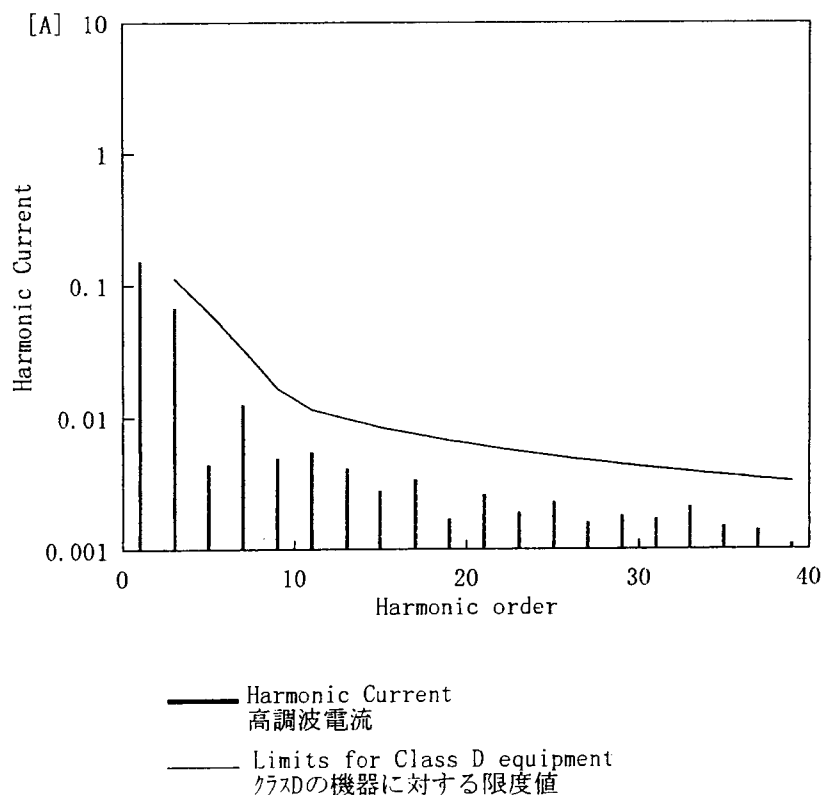
## 1. Input Current Waveform

— Input Current  
 — Envelope of the input current to classify equipment as Class D  
 クラスDの機器を決定するための入力電流包絡線

0.5 A/div



## 2. Harmonic Current



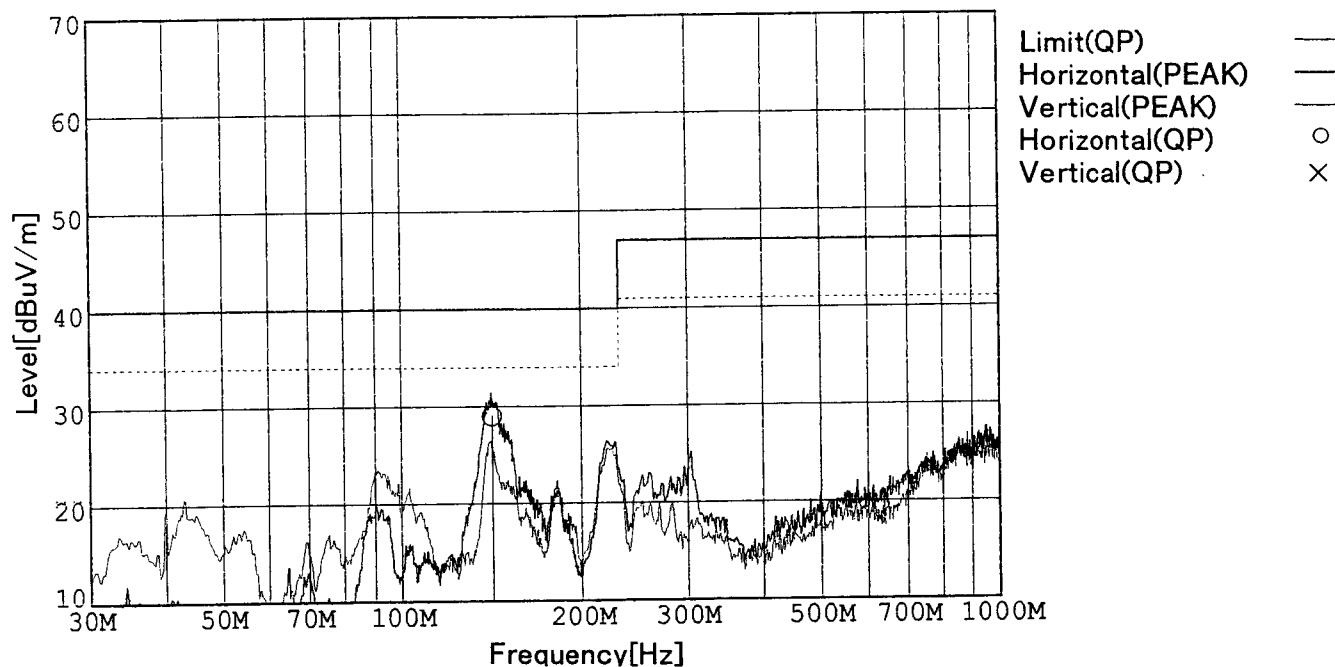
Conditions	Values
Input Voltage [V]	230.6
Input Current [A]	0.17
Active Power [W]	33.1
Apparent Power [VA]	39.3
Frequency [Hz]	50
Power Factor	0.842
Output Power [W]	25.5

Harmonics order 高調波次数	Limits 限度値 [A]	Values 測定値 [A]
1	—	0.15520
2	—	0.00040
3	0.11225	0.06820
4	—	0.00010
5	0.06273	0.00440
6	—	0.00010
7	0.03301	0.01270
8	—	0.00000
9	0.01651	0.00490
10	—	0.00010
11	0.01155	0.00550
12	—	0.00010
13	0.00978	0.00410
14	—	0.00010
15	0.00847	0.00280
16	—	0.00000
17	0.00748	0.00340
18	—	0.00000
19	0.00669	0.00170
20	—	0.00010
21	0.00605	0.00260
22	—	0.00010
23	0.00553	0.00190
24	—	0.00010
25	0.00508	0.00230
26	—	0.00000
27	0.00471	0.00160
28	—	0.00010
29	0.00438	0.00180
30	—	0.00010
31	0.00410	0.00170
32	—	0.00010
33	0.00385	0.00210
34	—	0.00000
35	0.00363	0.00150
36	—	0.00010
37	0.00344	0.00140
38	—	0.00010
39	0.00326	0.00110
40	—	0.00010

## RADIATED EMISSION

Model Name :LEA50F-30  
 Model No. :  
 Serial No. :  
 Points :1  
 Detector :PEAK/QP  
 Polarization :Hori.&Vert.  
 Limit:[CISPR 22] Class B<3m>

Power Supply :230V(1 Phase) 50Hz  
 Temp. :25degC  
 Humi. :44%  
 Date :1999/4/21 17:24  
 Test Equip. :R3132,ESPC  
 Comment :



Frequency [MHz]	Meter Reading (QP) [dBuV]	Antena Factor [dBuV]	Cable & Preamp [dB]	Level (Qp) [dBuV]	Angle [°]	Height [cm]	Polar.	Limit [dBuV/m]	Margin [dB]
141.457	42.7	-27.9	14.2	29.0	326	144	Hori.	40.0	11.0



# LINE CONDUCTION

Model Name :LEA50F-30

Model No. :

Serial No. :

Points :3

Detector :PEAK/QP/Ave.

Line Mode :VA/VB

Limit1:[CISPR Pub22] Class B(QP)

Limit2:[CISPR Pub22] Class B(Ave.)

Power Supply :230V(1 Phase) 50Hz

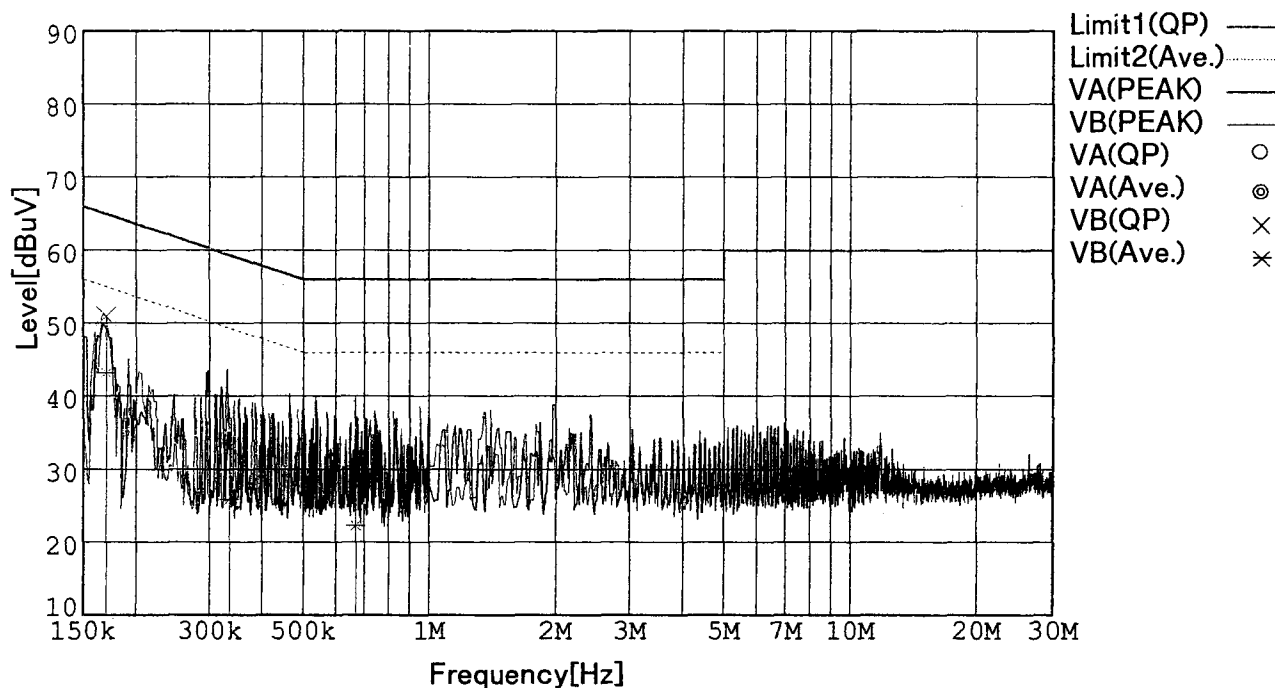
Temp. :25degC

Humi. :44%

Date :1999/4/21 0:01

Test Equip. :R3132,ESPC

Comment :



Frequency [MHz]	Meter Reading (QP) [dBuV]	Meter Reading (Ave.) [dBuV]	Factor [dB]	Level (QP) [dBuV]	Level (Ave.) [dBuV]	Line	Limit (QP) [dBuV]	Limit (Ave.) [dBuV]	Margin (QP) [dB]	Margin (Ave.) [dB]
0.1699	40.6	32.9	10.3	50.9	43.2	VB	65.0	55.0	14.1	11.8
0.3352	22.8	15.5	10.3	33.1	25.8	VB	59.3	49.3	26.2	23.5
0.6682	19.1	12.1	10.2	29.3	22.3	VB	56.0	46.0	26.7	23.7