

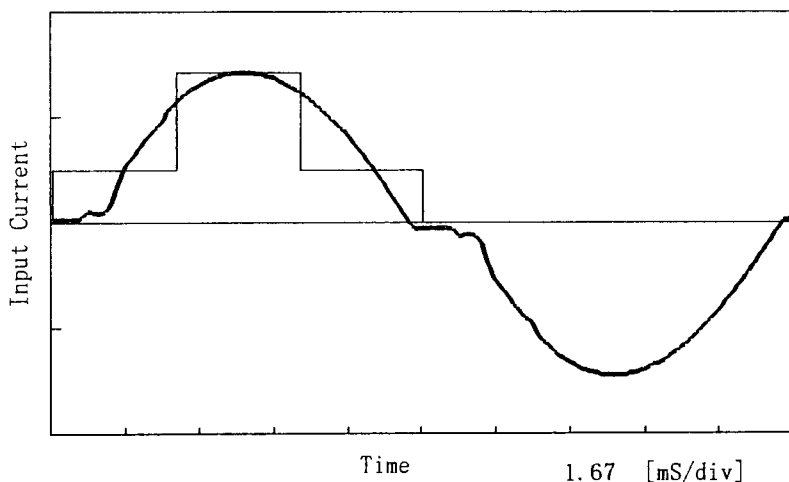
COSEL

Model	LEA75F-9	Temperature	25°C
Item	Harmonic Current 高調波電流	Testing Circuitry	Figure E
Object			

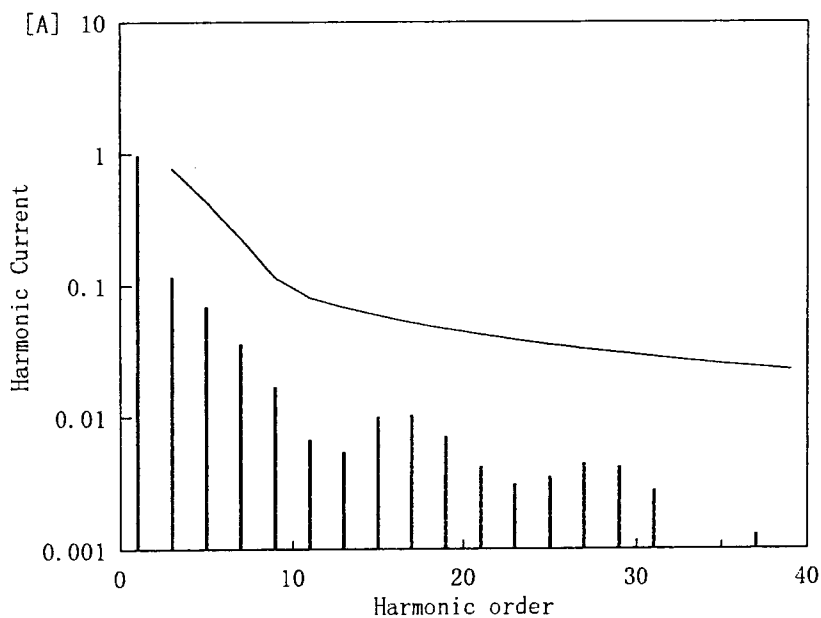
1. Input Current Waveform

— Input Current
 — Envelope of the input current to classify equipment as Class D
 クラスDの機器を決定するための入力電流包絡線

1 A/div



2. Harmonic Current



— Harmonic Current
 高調波電流
 — Limits for Class D equipment
 クラスDの機器に対する限度値

Conditions	Values
Input Voltage [V]	100
Input Current [A]	1.003
Active Power [W]	99.3
Apparent Power [VA]	100.3
Frequency [Hz]	60
Power Factor	0.990
Output Power [W]	76.5

Harmonics order 高調波次数	Limits 限度値 [A]	Values 測定値 [A]
1	—	0.99290
2	—	0.00050
3	0.77653	0.11710
4	—	0.00030
5	0.43394	0.06940
6	—	0.00030
7	0.22839	0.03610
8	—	0.00000
9	0.11420	0.01700
10	—	0.00000
11	0.07994	0.00670
12	—	0.00010
13	0.06764	0.00540
14	—	0.00010
15	0.05862	0.01000
16	—	0.00000
17	0.05172	0.01030
18	—	0.00000
19	0.04628	0.00710
20	—	0.00000
21	0.04187	0.00420
22	—	0.00010
23	0.03823	0.00310
24	—	0.00000
25	0.03517	0.00350
26	—	0.00010
27	0.03257	0.00440
28	—	0.00000
29	0.03032	0.00420
30	—	0.00010
31	0.02836	0.00280
32	—	0.00000
33	0.02665	0.00090
34	—	0.00010
35	0.02512	0.00090
36	—	0.00000
37	0.02376	0.00130
38	—	0.00010
39	0.02255	0.00050
40	—	0.00010

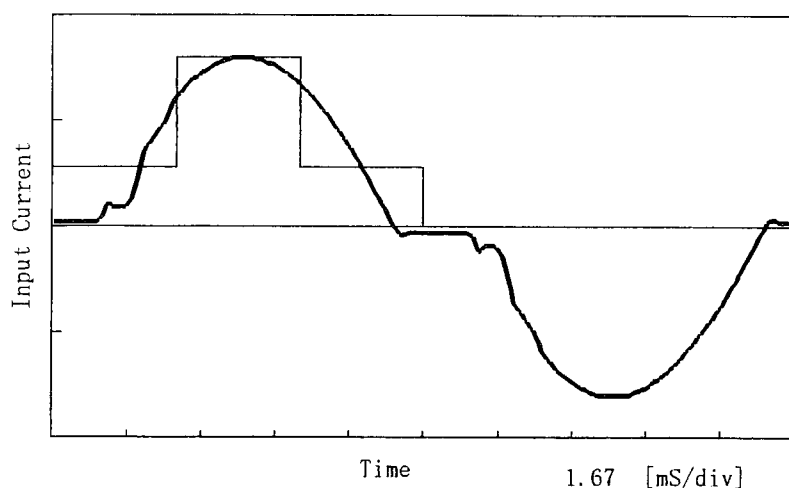
COSEL

Model	LEA75F-9	Temperature	25°C
Item	Harmonic Current 高調波電流	Testing Circuitry	Figure E
Object			

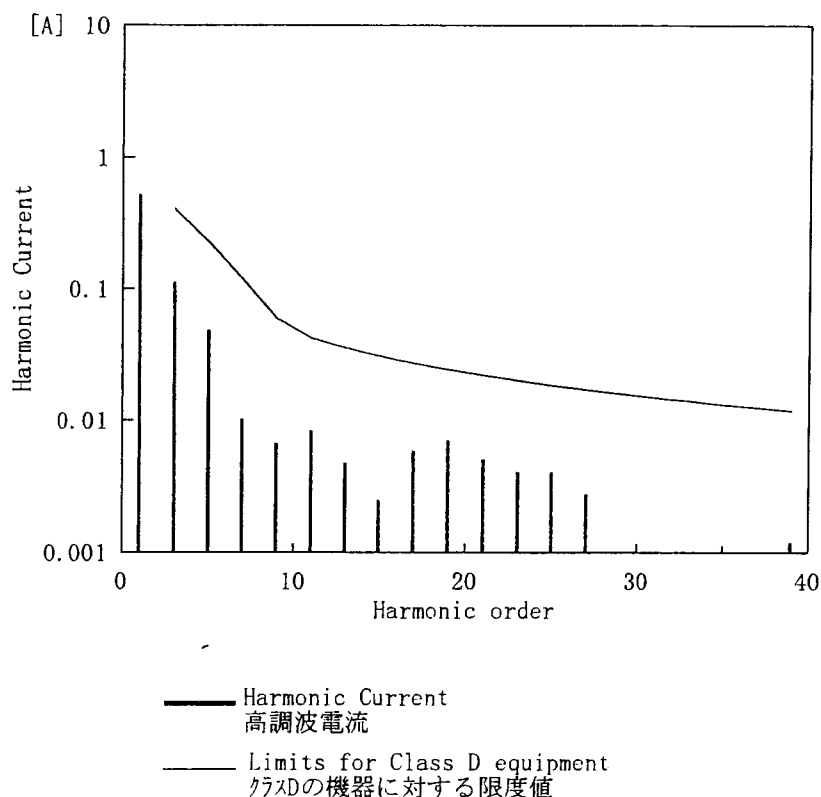
1. Input Current Waveform

— Input Current
 — Envelope of the input current to classify equipment as Class D
 クラスDの機器を決定するための入力電流包絡線

0.5 A/div



2. Harmonic Current



Conditions	Values
Input Voltage [V]	100.2
Input Current [A]	0.534
Active Power [W]	52
Apparent Power [VA]	53.6
Frequency [Hz]	60
Power Factor	0.970
Output Power [W]	38.25

Harmonics order 高調波次数	Limits 限度値 [A]	Values 測定値 [A]
1	—	0.51990
2	—	0.00030
3	0.40583	0.11330
4	—	0.00010
5	0.22679	0.04830
6	—	0.00000
7	0.11936	0.01030
8	—	0.00010
9	0.05968	0.00670
10	—	0.00010
11	0.04178	0.00840
12	—	0.00000
13	0.03535	0.00480
14	—	0.00010
15	0.03064	0.00250
16	—	0.00000
17	0.02703	0.00590
18	—	0.00000
19	0.02419	0.00710
20	—	0.00010
21	0.02188	0.00510
22	—	0.00000
23	0.01998	0.00410
24	—	0.00000
25	0.01838	0.00410
26	—	0.00010
27	0.01702	0.00280
28	—	0.00010
29	0.01585	0.00080
30	—	0.00010
31	0.01482	0.00040
32	—	0.00000
33	0.01393	0.00030
34	—	0.00000
35	0.01313	0.00050
36	—	0.00000
37	0.01242	0.00100
38	—	0.00000
39	0.01178	0.00120
40	—	0.00000

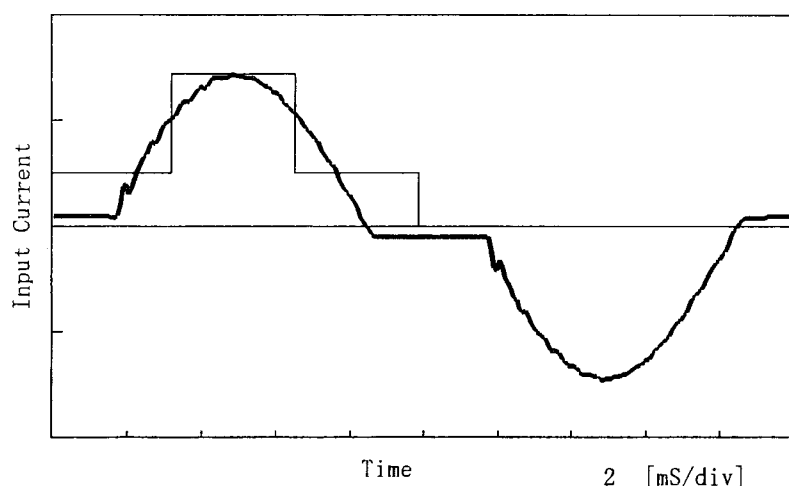
COSEL

Model	LEA75F-9	Temperature	25°C
Item	Harmonic Current 高調波電流	Testing Circuitry	Figure E
Object			

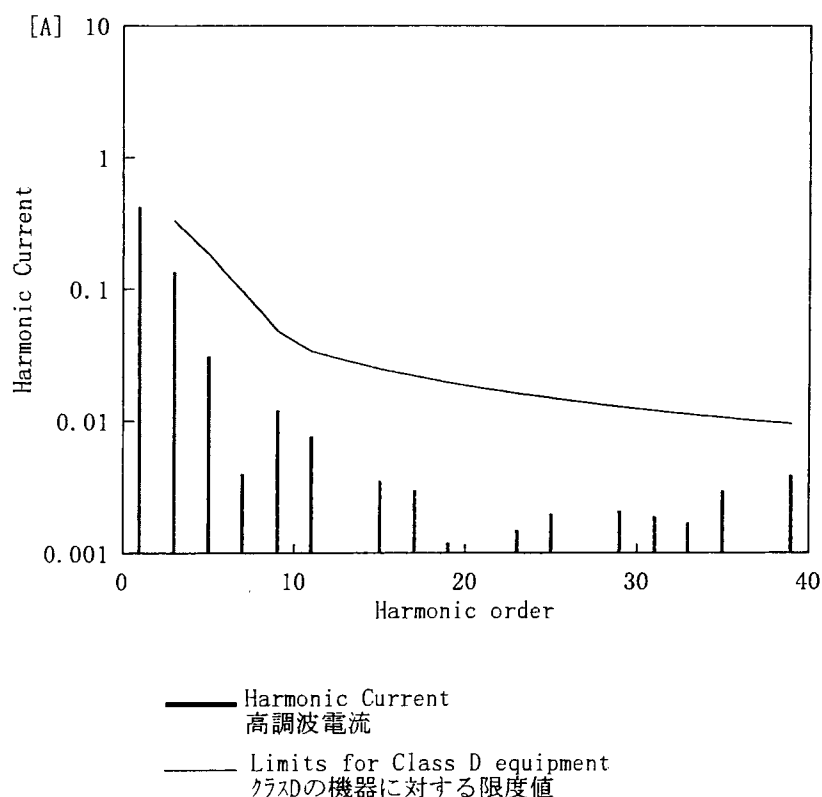
1. Input Current Waveform

— Input Current
— Envelope of the input current to classify equipment as Class D
クラスDの機器を決定するための入力電流包絡線

0.5 A/div



2. Harmonic Current



Conditions	Values
Input Voltage [V]	230.6
Input Current [A]	0.447
Active Power [W]	96.4
Apparent Power [VA]	103.1
Frequency [Hz]	50
Power Factor	0.935
Output Power [W]	76.5

Harmonics order 高調波次数	Limits 限度値 [A]	Values 測定値 [A]
1	—	0.42420
2	—	0.00030
3	0.32691	0.13560
4	—	0.00010
5	0.18268	0.03090
6	—	0.00000
7	0.09615	0.00400
8	—	0.00000
9	0.04807	0.01200
10	—	0.00010
11	0.03365	0.00760
12	—	0.00010
13	0.02847	0.00080
14	—	0.00010
15	0.02468	0.00350
16	—	0.00000
17	0.02177	0.00300
18	—	0.00000
19	0.01948	0.00120
20	—	0.00000
21	0.01763	0.00080
22	—	0.00010
23	0.01609	0.00150
24	—	0.00010
25	0.01481	0.00200
26	—	0.00010
27	0.01371	0.00060
28	—	0.00000
29	0.01276	0.00210
30	—	0.00010
31	0.01194	0.00190
32	—	0.00000
33	0.01122	0.00170
34	—	0.00000
35	0.01058	0.00300
36	—	0.00010
37	0.01000	0.00080
38	—	0.00000
39	0.00949	0.00390
40	—	0.00000

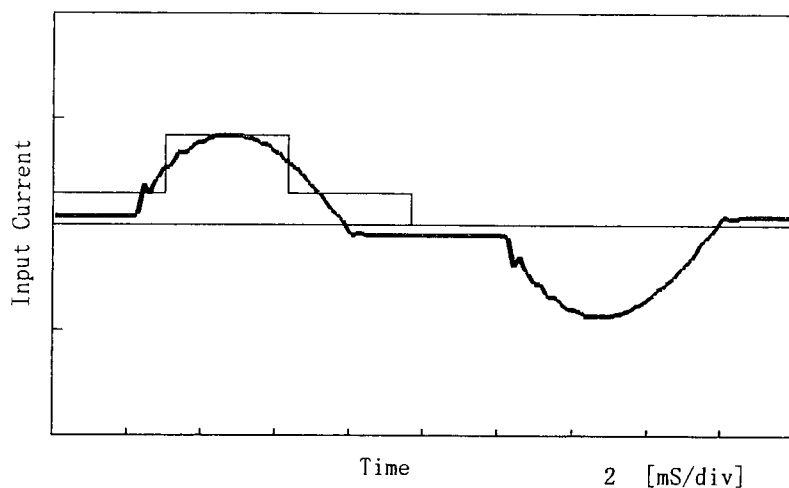
COSEL

Model	LEA75F-9	Temperature	25°C
Item	Harmonic Current 高調波電流	Testing Circuitry	Figure E
Object			

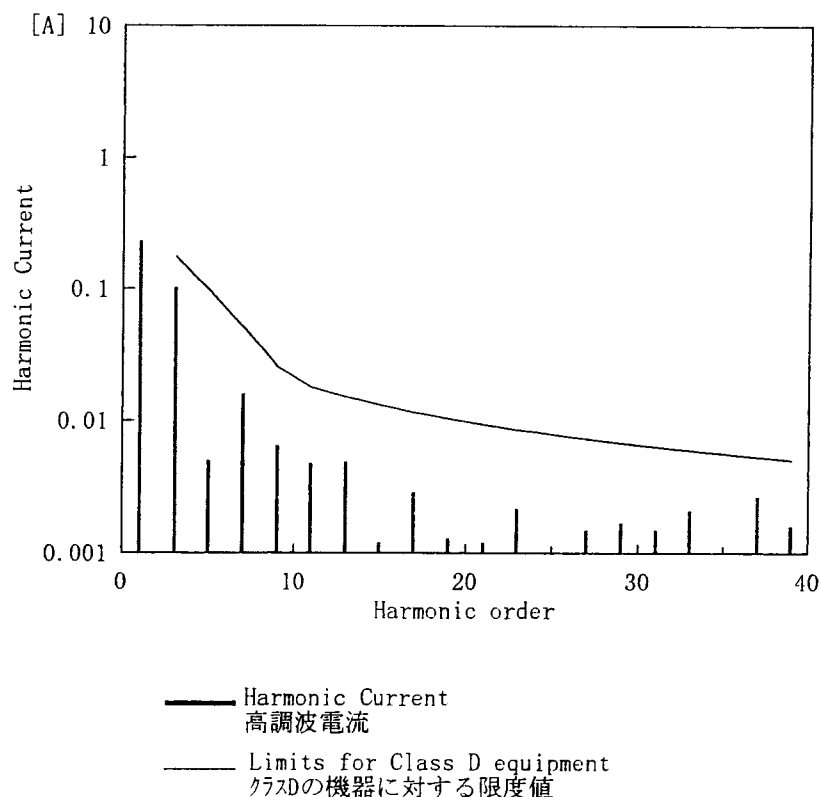
1. Input Current Waveform

— Input Current
 — Envelope of the input current to classify equipment as Class D
 クラスDの機器を決定するための入力電流包絡線

0.5 A/div



2. Harmonic Current



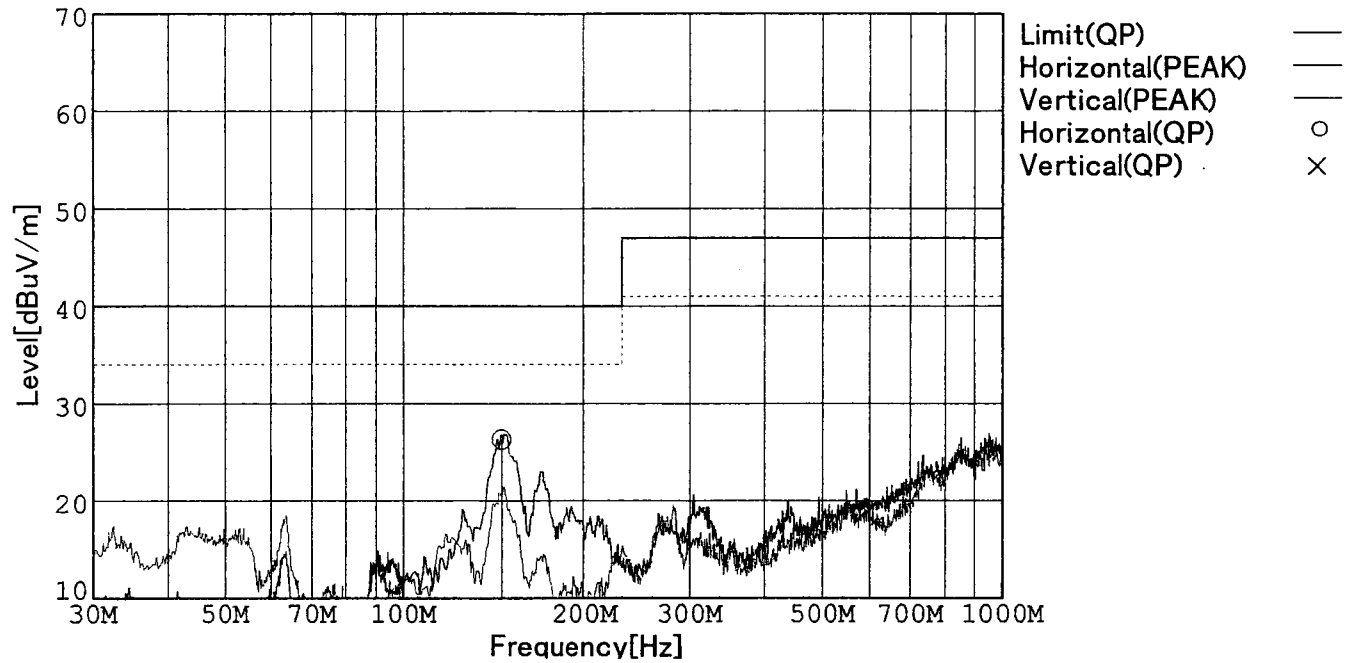
Conditions	Values
Input Voltage [V]	230.6
Input Current [A]	0.252
Active Power [W]	51.2
Apparent Power[VA]	58.1
Frequency [Hz]	50
Power Factor	0.881
Output Power [W]	38.25

Harmonics order 高調波次数	Limits 限度値 [A]	Values 測定値 [A]
1	—	0.22960
2	—	0.00040
3	0.17363	0.10150
4	—	0.00000
5	0.09703	0.00500
6	—	0.00000
7	0.05107	0.01590
8	—	0.00010
9	0.02553	0.00650
10	—	0.00010
11	0.01787	0.00480
12	—	0.00000
13	0.01512	0.00490
14	—	0.00000
15	0.01311	0.00120
16	—	0.00000
17	0.01157	0.00290
18	—	0.00010
19	0.01035	0.00130
20	—	0.00010
21	0.00936	0.00120
22	—	0.00000
23	0.00855	0.00220
24	—	0.00000
25	0.00786	0.00060
26	—	0.00010
27	0.00728	0.00150
28	—	0.00010
29	0.00678	0.00170
30	—	0.00000
31	0.00634	0.00150
32	—	0.00000
33	0.00596	0.00210
34	—	0.00010
35	0.00562	0.00070
36	—	0.00010
37	0.00531	0.00270
38	—	0.00000
39	0.00504	0.00160
40	—	0.00000

RADIATED EMISSION

Model Name :LEA75F-9
 Model No. :
 Serial No. :
 Points :1
 Detector :PEAK/QP
 Polarization :Hori.&Vert.
 Limit:[CISPR 22] Class B<3m>

Power Supply :230V(1 Phase) 50Hz
 Temp. :25degC
 Humi. :44%
 Date :1999/3/15 13:29
 Test Equip. :R3132,ESPC
 Comment :



Frequency [MHz]	Meter Reading (QP) [dBuV]	Antena Factor [dBuV]	Cable & Preamp [dB]	Level (Qp) [dBuV]	Angle [°]	Height [cm]	Polar.	Limit [dBuV/m]	Margin [dB]
145.777	40.2	-27.9	14.0	26.3	332	153	Hori.	40.0	13.7



LINE CONDUCTION

Model Name :LEA75F-9

Model No. :

Serial No. :

Points :4

Detector :PEAK/QP/Ave.

Line Mode :VA/VB

Limit1:[CISPR Pub22] Class B(QP)

Limit2:[CISPR Pub22] Class B(Ave.)

Power Supply :230V(1 Phase) 50Hz

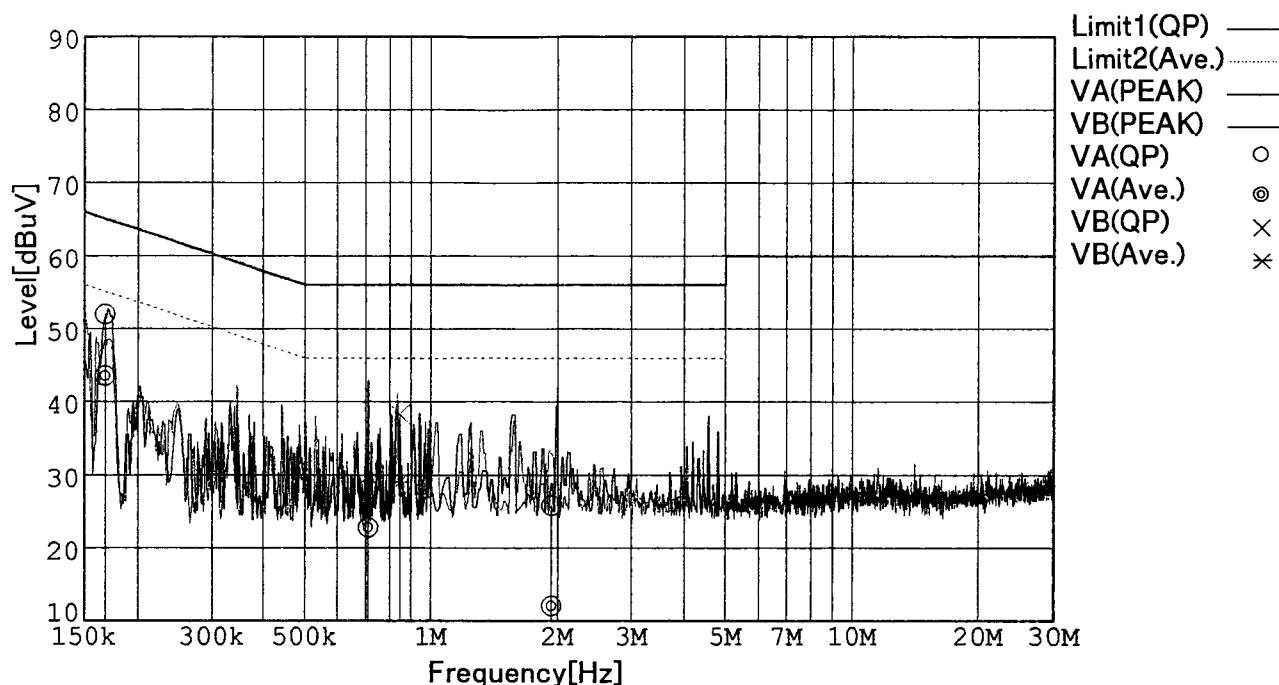
Temp. :25degC

Humi. :44%

Date :1999/3/15 16:22

Test Equip. :R3132,ESPC

Comment :



Frequency [MHz]	Meter Reading (QP) [dBuV]	Meter Reading (Ave.) [dBuV]	Factor [dB]	Level (QP) [dBuV]	Level (Ave.) [dBuV]	Line	Limit (QP) [dBuV]	Limit (Ave.) [dBuV]	Margin (QP) [dB]	Margin (Ave.) [dB]
0.1684	41.7	33.2	10.3	52.0	43.5	VA	65.0	55.0	13.0	11.5
0.7079	17.7	12.5	10.2	27.9	22.7	VA	56.0	46.0	28.1	23.3
1.9294	15.7	1.9	10.1	25.8	12.0	VA	56.0	46.0	30.2	34.0
0.8442	28.2	18.9	10.1	38.3	29.0	VB	56.0	46.0	17.7	17.0