



## ***EXTRA TEST DATA OF LFA150F-15***

*Regulated DC Power Supply*  
*Oct, 26, 2020*

**COSEL CO.,LTD.**



CONTENTS

1.Inrush Current (enlargement) . . . . . 1

2.Dynamic Line Regulation . . . . . 2

3.Overvoltage Protection (waveform) . . . . . 3

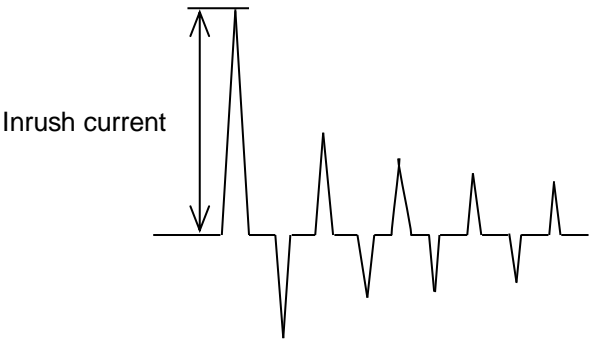
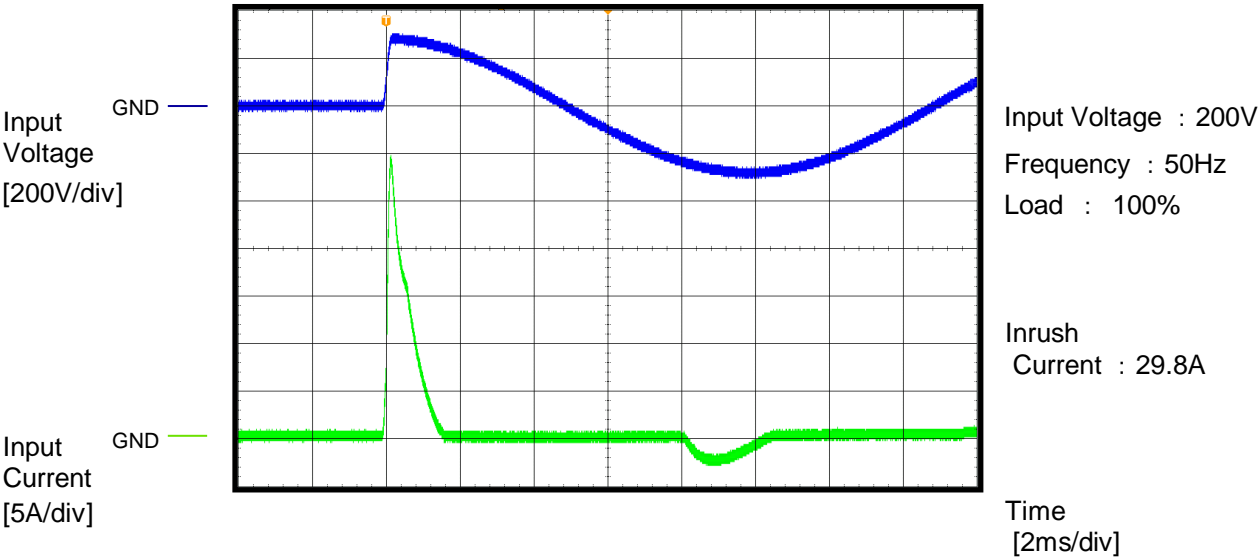
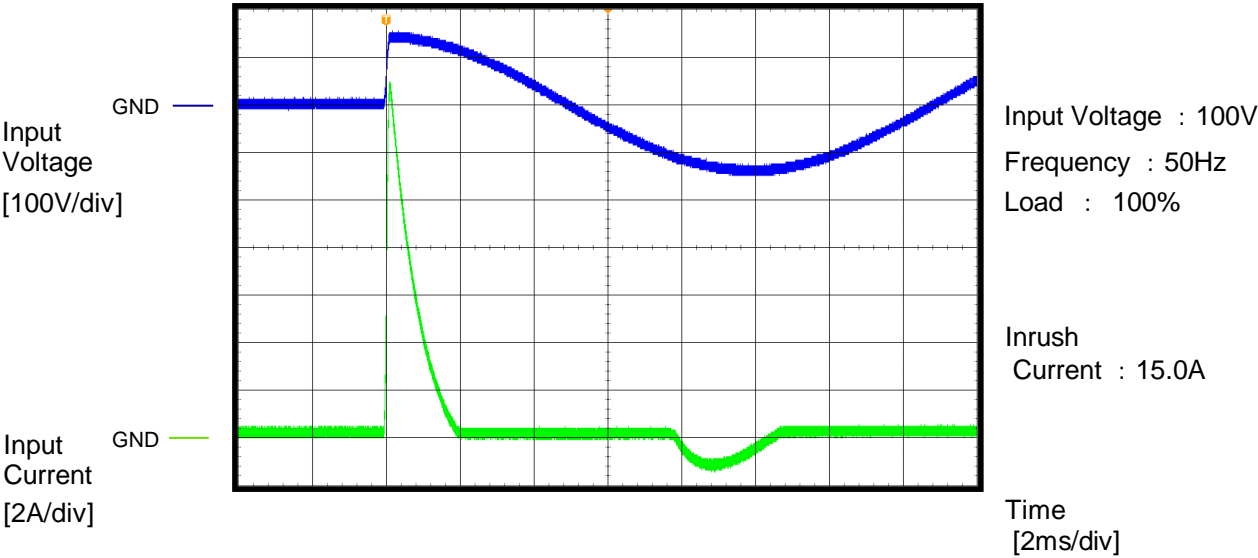
4.Power consumption by remote off . . . . . 4

5.Figure of Testing Circuitry . . . . . 5

(Final Page 5)



		Temperature 25°C Testing Circuitry A
Model	LFA150F-15	
Item	Inrush Current (enlargement)	
Object	_____	

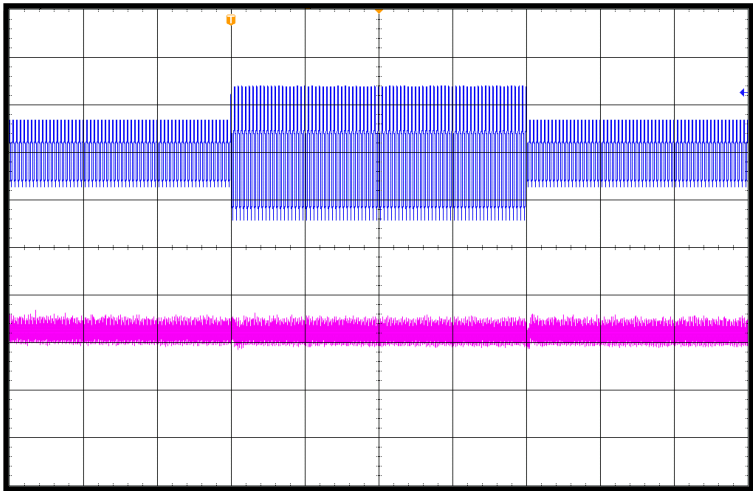




		Temperature     25°C Testing Circuitry   A
Model	LFA150F-15	
Item	Dynamic Line Regulation	
Object	_____	

Input Voltage  
[200V/div]

Output Voltage  
[50mV/div]

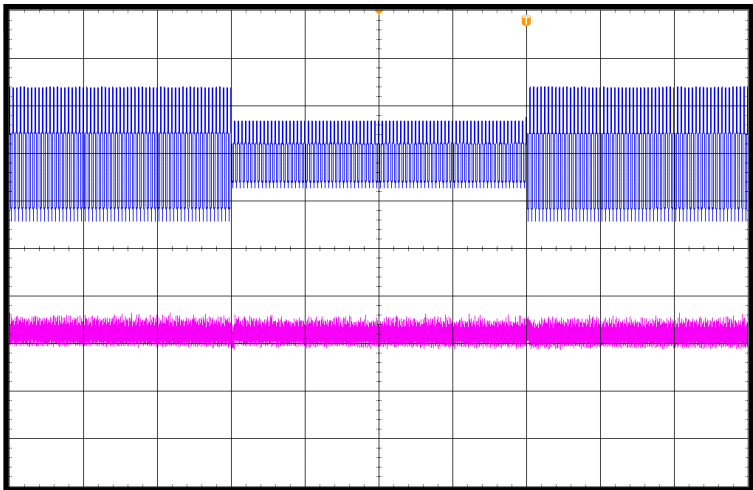


Input Voltage :  
100V ⇔ 200V  
Frequency : 50Hz  
Load : 100%

Time  
[400ms/div]

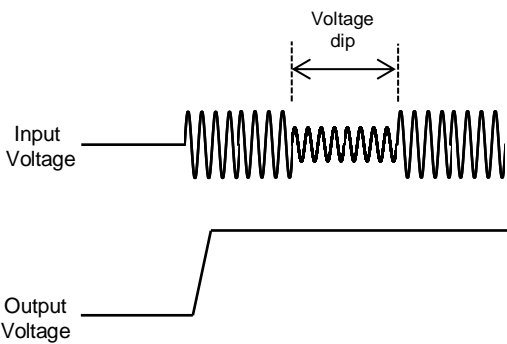
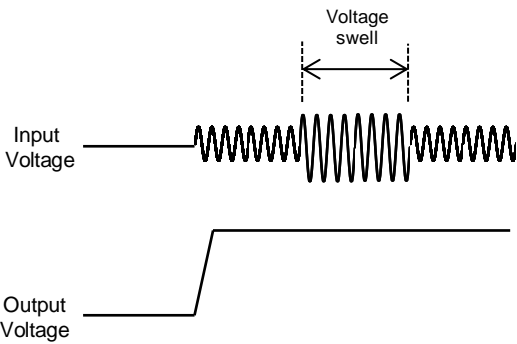
Input Voltage  
[200V/div]

Output Voltage  
[50mV/div]



Input Voltage :  
200V ⇔ 100V  
Frequency : 50Hz  
Load : 100%

Time  
[400ms/div]

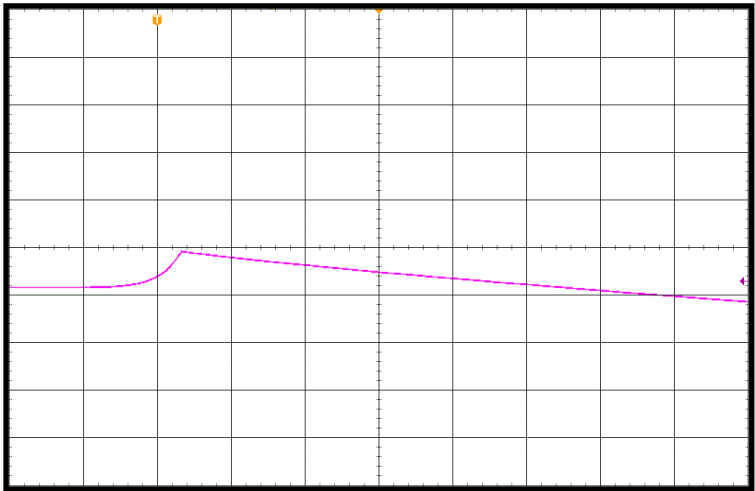




		Temperature     25°C Testing Circuitry   A  Input Voltage : 100V
Model	LFA150F-15	
Item	Over Voltage Protection	
Object	_____	

Output  
Voltage  
[5V/div]

GND

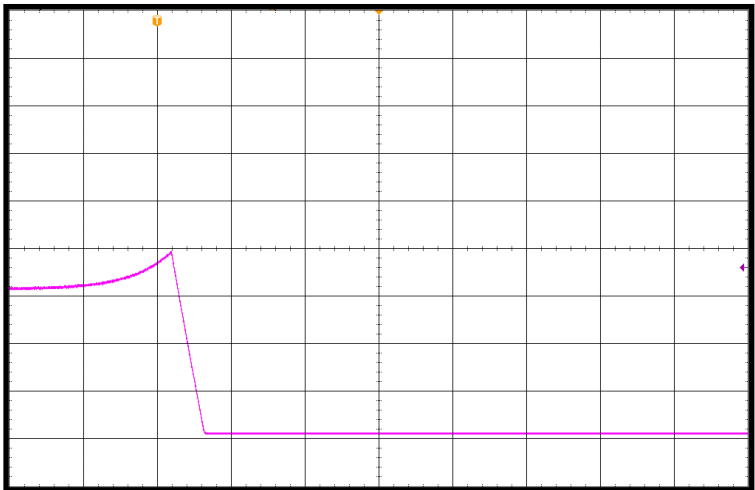


Load : 0%  
Overvoltage protection  
value : 19.7V

Time  
[40ms/div]

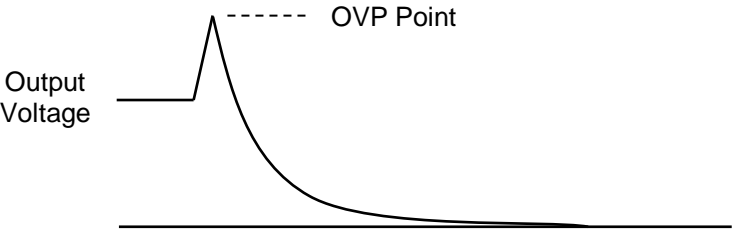
Output  
Voltage  
[5V/div]

GND



Load : 100%  
Overvoltage protection  
value : 19.7V

Time  
[20ms/div]



Model	LFA150F-15-R																
Item	Power consumption by remote off	Temperature	25°C														
Object	_____	Testing Circuitry	-														
1.Graph		2.Values															
<p>Test result of other output voltage product would be same as this result.</p>		<table><tr><th>Input voltage [V]</th><th>Power consumption [W]</th></tr><tr><td>85</td><td>1.41</td></tr><tr><td>100</td><td>1.48</td></tr><tr><td>115</td><td>1.50</td></tr><tr><td>200</td><td>1.83</td></tr><tr><td>230</td><td>2.17</td></tr><tr><td>264</td><td>2.37</td></tr></table>		Input voltage [V]	Power consumption [W]	85	1.41	100	1.48	115	1.50	200	1.83	230	2.17	264	2.37
Input voltage [V]	Power consumption [W]																
85	1.41																
100	1.48																
115	1.50																
200	1.83																
230	2.17																
264	2.37																
Model	LFA150F-15-R2																
1.Graph		2.Values															
<p>Test result of other output voltage product would be same as this result.</p>		<table><tr><th>Input voltage [V]</th><th>Power consumption [W]</th></tr><tr><td>85</td><td>0.11</td></tr><tr><td>100</td><td>0.15</td></tr><tr><td>115</td><td>0.20</td></tr><tr><td>200</td><td>0.65</td></tr><tr><td>230</td><td>0.87</td></tr><tr><td>264</td><td>1.16</td></tr></table>		Input voltage [V]	Power consumption [W]	85	0.11	100	0.15	115	0.20	200	0.65	230	0.87	264	1.16
Input voltage [V]	Power consumption [W]																
85	0.11																
100	0.15																
115	0.20																
200	0.65																
230	0.87																
264	1.16																

- 4 -

BC-11489

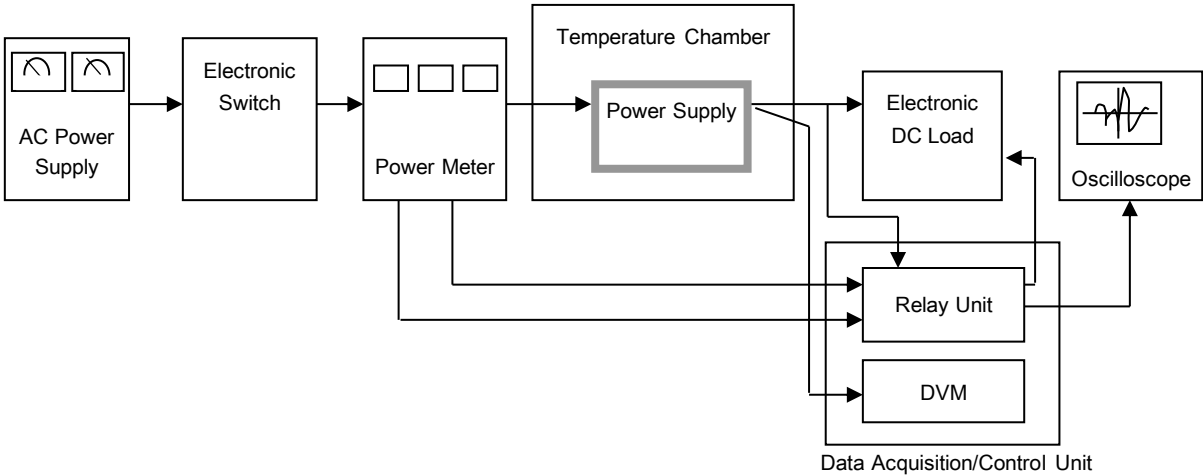


Figure A