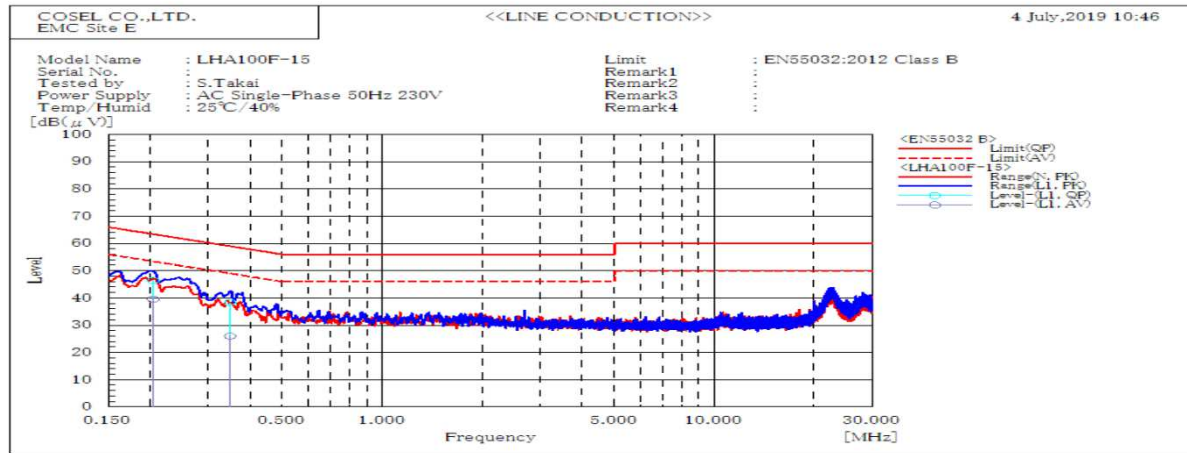
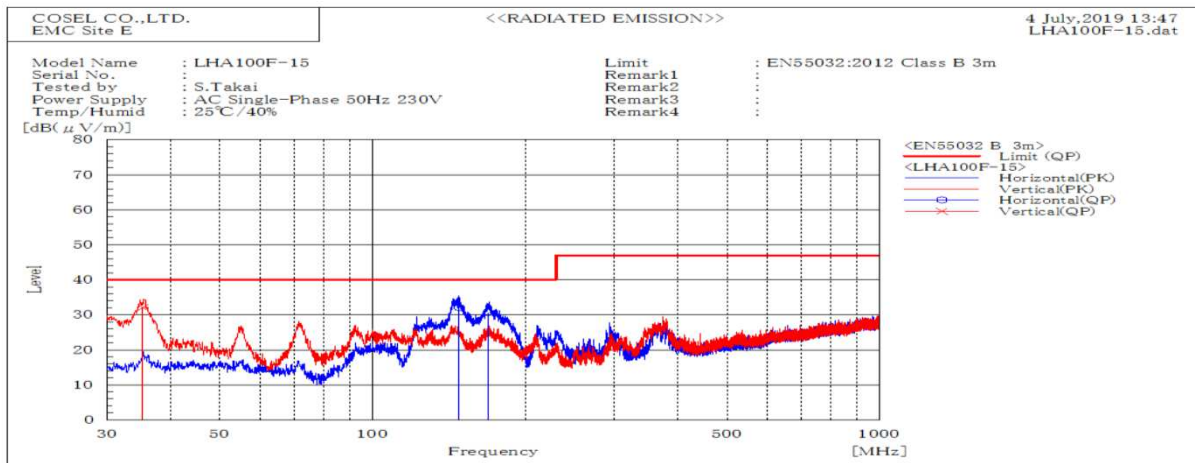


DATA SHEET		Date	09-Oct-19
Model	LHA100F-15	Temp.	25 degreeC
Test	EMI Line conduction & Radiated emission	Humid.	40 %RH
		Tested by	S.Takai



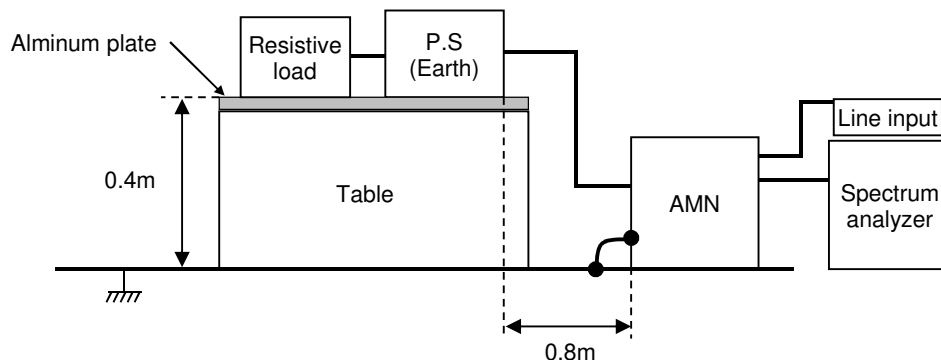
Frequency	Line	Level		Limit		Margin		Pass/Fail	Remark
MHz		dB(μV)		dB(μV)		dB			
		QP	AV	QP	AV	QP	AV		
0.205	L1	46.4	39.5	63.4	53.4	17	13.9	Pass	
0.348	L1	38.4	26	59	49	20.6	23	Pass	



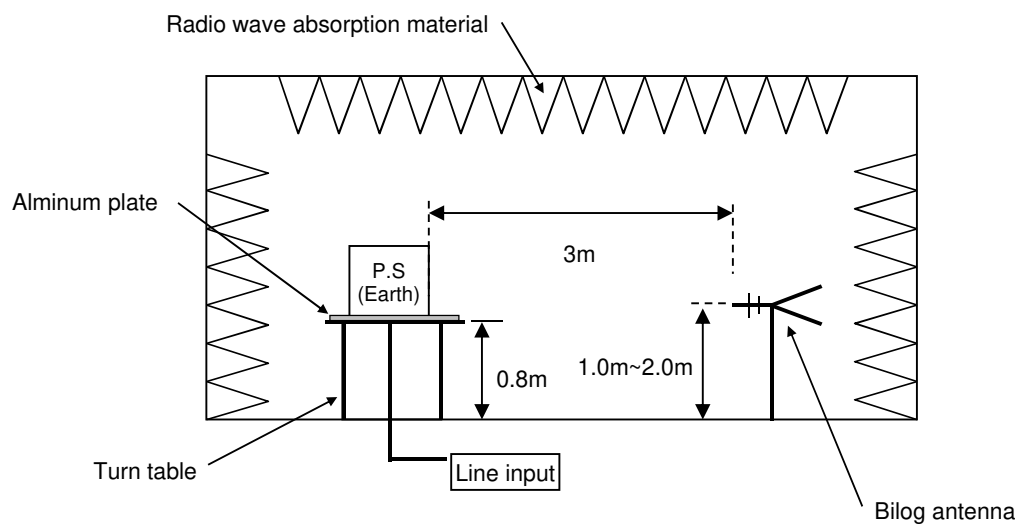
Frequency	Polarization	Stability	Level	Limit	Margin	Pass/Fail	Height	Angle	Remark
MHz			dB(μV/m)	dB(μV/m)	dB				
			QP	QP	QP		cm	deg	
35.242	V	Stable	32.2	40	7.8	Pass	101.4	348.7	
148.231	H	Stable	32.1	40	7.9	Pass	199.7	10.9	
169.101	H	Stable	30.7	40	9.3	Pass	194.1	14.4	

DATA SHEET		Date	09-Oct-19
Model	Circuit used for measurement	Temp.	25 degreeC
Test	EMI Line conduction & Radiated emission	Humid.	40 %RH
		Tested by	S.Takai

1. Line conduction



2. Radiated emission



Conditions

Test : EMI

Model Name : LHA100F-15

Photographs of test set-up

1.LINE CONDUCTION



2.RADIATED EMISSION

