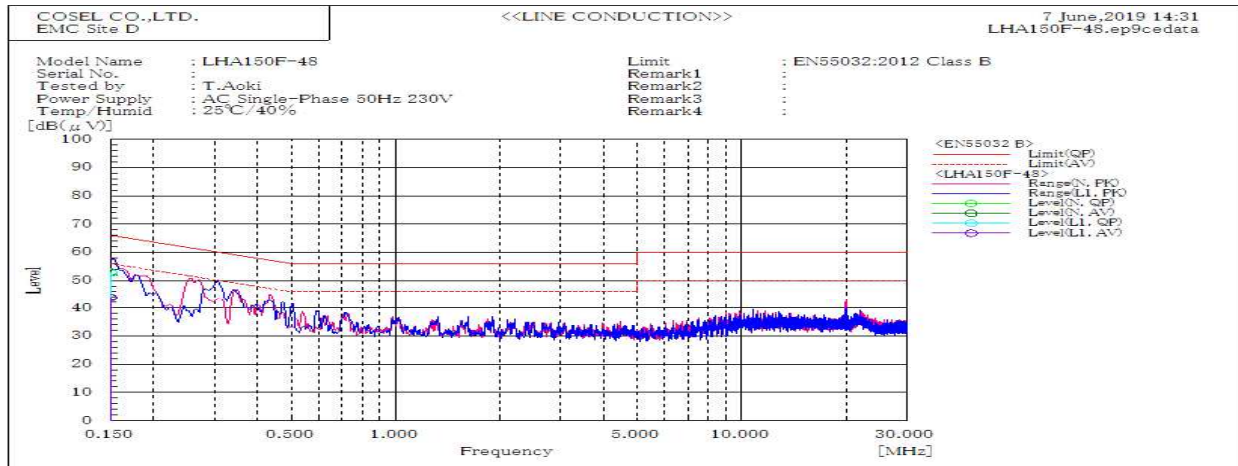
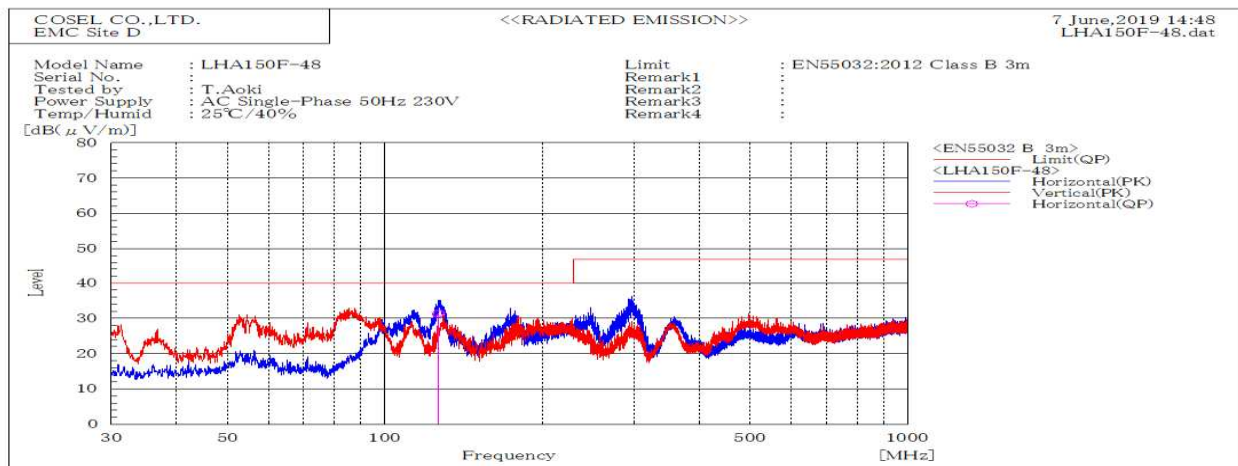


DATA SHEET		Date	12-Sep-19
Model	LHA150F-48	Temp.	25 degreeC
Test	EMI Line conduction & Radiated emission	Humid.	40 %RH
		Tested by	T.Aoki



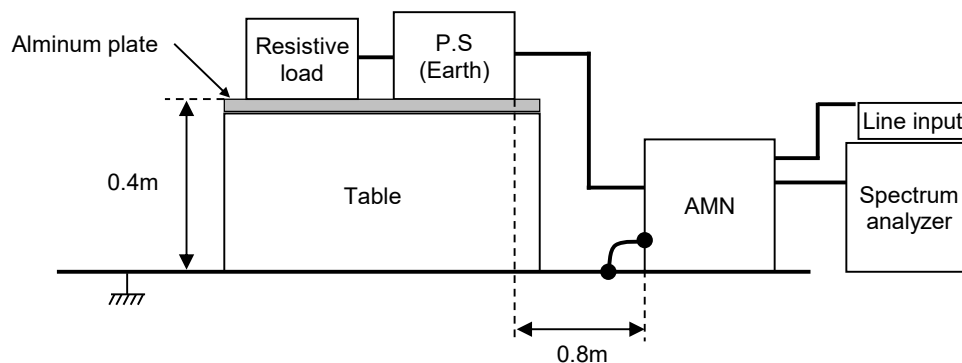
Frequency MHz	Line	Level dB(μV)		Limit dB(μV)		Margin dB		Pass/Fail	Remark
		QP	AV	QP	AV	QP	AV		
0.15	N	53.1	44	66	56	12.9	12	Pass	
0.15	L1	52.7	43.8	66	56	13.3	12.2	Pass	



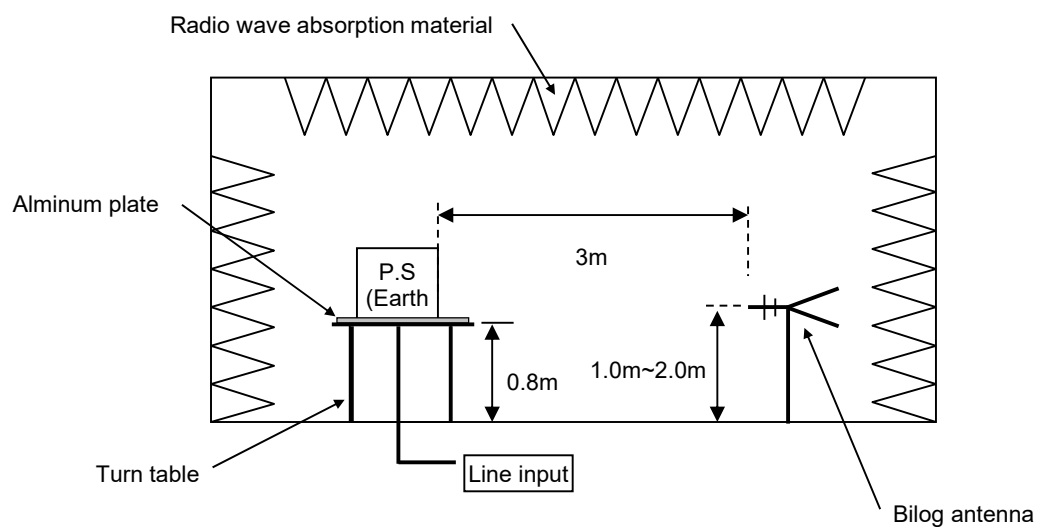
Frequency MHz	Polarization	Stability	Level dB(μV/m)	Limit dB(μV/m)	Margin dB	Pass/Fail	Height cm	Angle deg	Remark
			QP	QP	QP				
126.335	H	Stable	31.2	40	8.8	Pass	199.7	0	
126.862	H	Stable	31.5	40	8.5	Pass	198.1	0	

DATA SHEET		Date	12-Sep-19
Model	Circuit used for measurement	Temp.	25 degreeC
Test	EMI Line conduction & Radiated emission	Humid.	40 %RH
		Tested by	T.Aoki

1. Line conduction



2. Radiated emission




Conditions

Test : EMI
Model Name : LHA150F-48

Photographs of test set-up

1.LINE CONDUCTION



2.RADIATED EMISSION

