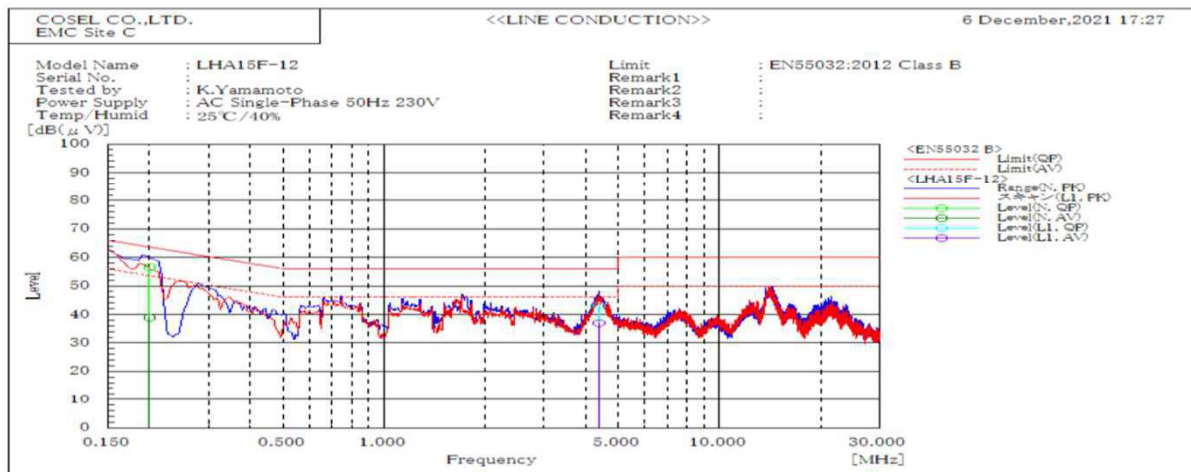
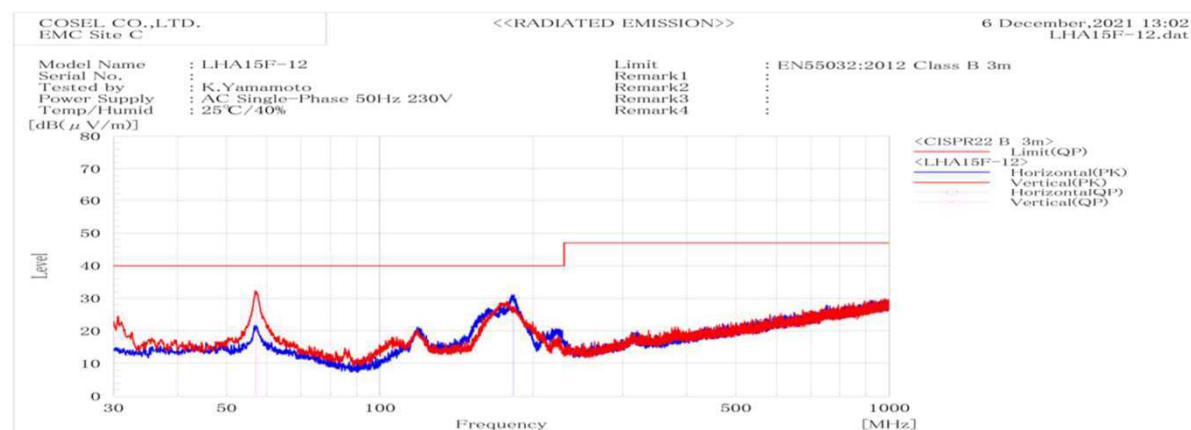


DATA SHEET

DATA SHEET		Date	08-Feb-22
Model	LHA15F-12	Temp.	25 degreeC
Test	EMI	Humid.	40 %RH
	Line conduction & Radiated emission	Tested by	K.Yamamoto



Frequency MHz	Line	Level dB(μV)		Limit dB(μV)		Margin dB		Pass/Fail	Remark
		QP	AV	QP	AV	QP	AV		
0.2	N	56.6	39	63.6	53.6	7	14.6	Pass	
4.376	L1	43.1	36.9	56	46	12.9	9.1	Pass	

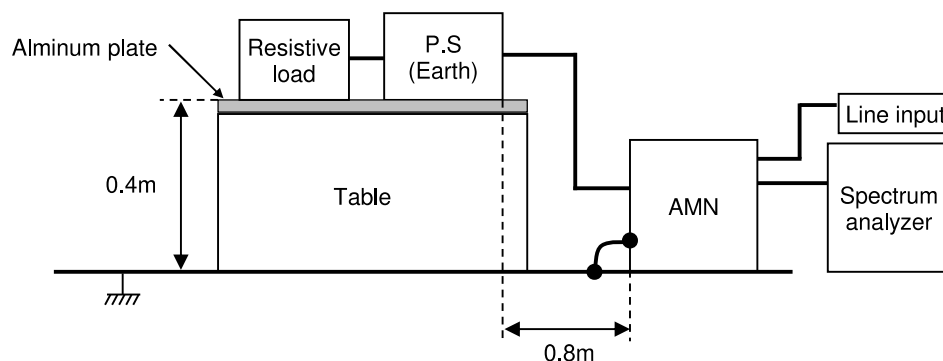


Frequency MHz	Polarization	Stability	Level dB(μV/m)		Limit dB(μV/m)	Margin dB	Pass/Fail	Height cm	Angle deg	Remark
			QP	QP						
57.233	V	Stable	31.5	40	8.5	Pass	100	316.3		
182.95	H	Stable	30.3	40	9.7	Pass	199.7	175.3		

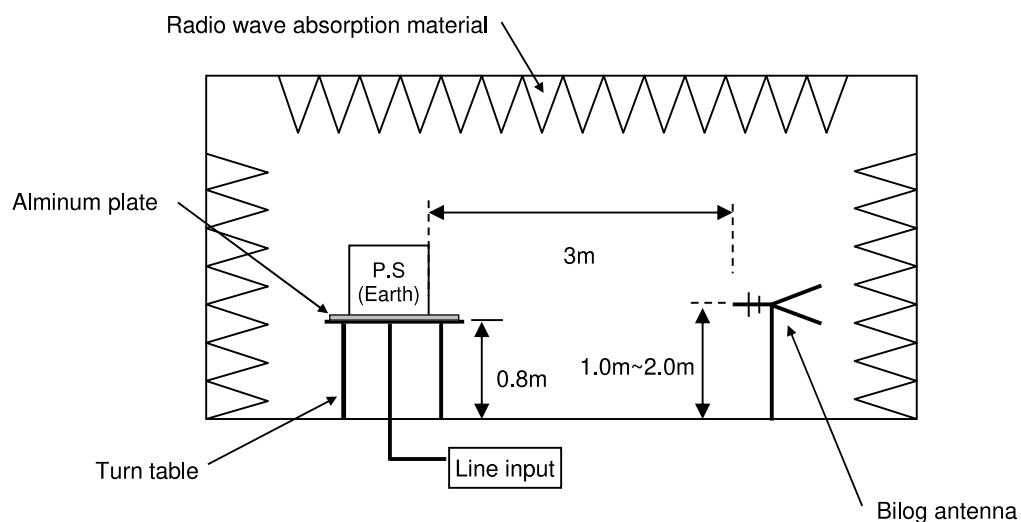
DATA SHEET

		Date	08-Feb-22
Model	Circuit used for measurement	Temp.	25 degreeC
Test	EMI Line conduction & Radiated emission	Humid.	40 %RH
		Tested by	K.Yamamoto

1. Line conduction



2. Radiated emission




Conditions

Test : EMI
Model Name : LHA15F

Photographs of test set-up

1.LINE CONDUCTION



2.RADIATED EMISSION

