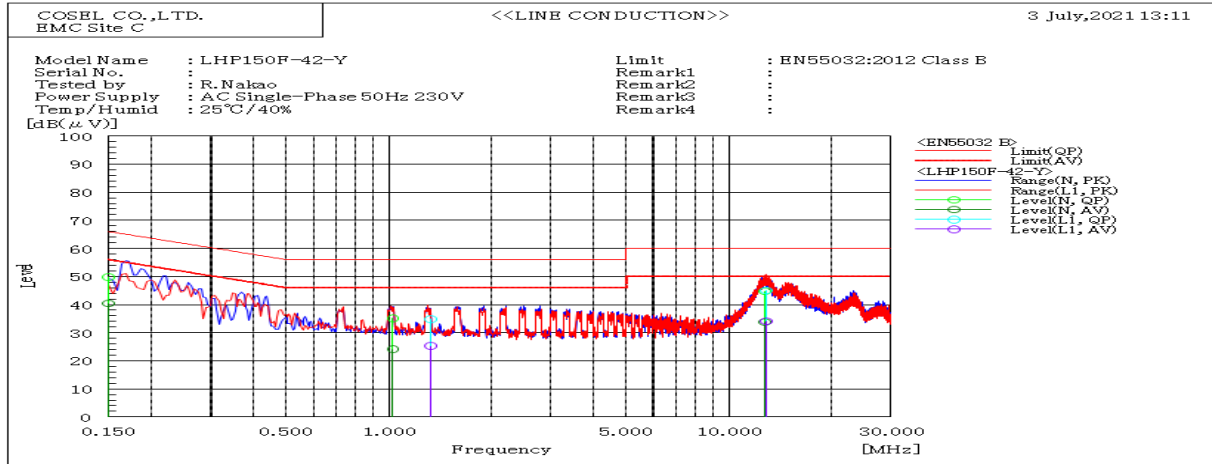
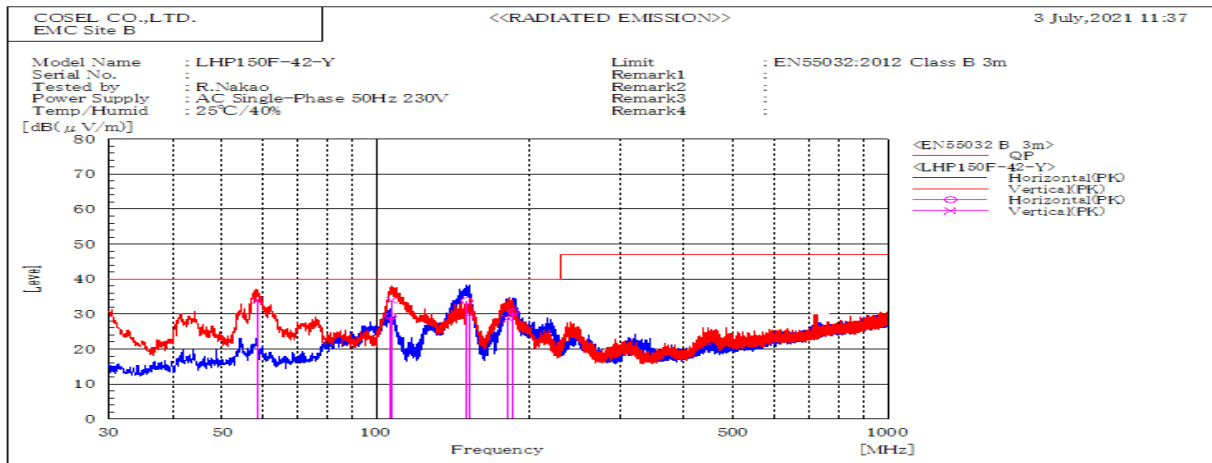


DATA SHEET		Date	05-Jul-21
Model	LHP150F-42-Y	Temp.	25 degreeC
Test	EMI Line conduction & Radiated emission	Humid.	40 %RH
		Tested by	R.Nakao



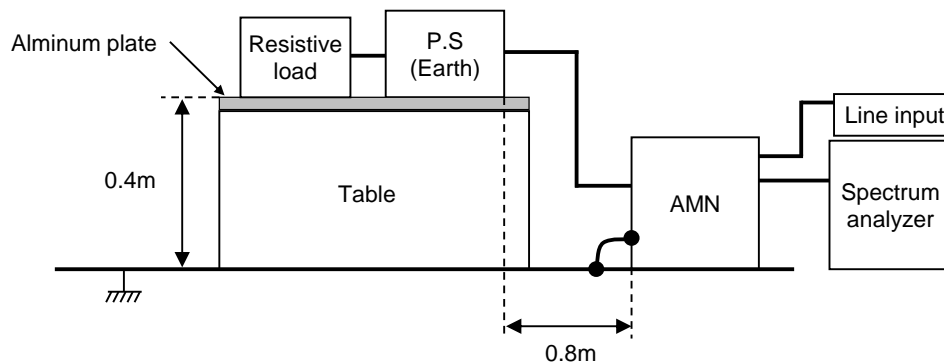
Frequency	Line	Level		Limit		Margin		Pass/Fail	Remark
MHz		dB(μV)		dB(μV)		dB			
		QP	AV	QP	AV	QP	AV		
0.150	N	49.8	40.5	66.0	56.0	16.2	15.5	Pass	
1.028	N	35.1	24.1	56.0	46.0	20.9	21.9	Pass	
12.828	N	44.8	33.7	60.0	50.0	15.2	16.3	Pass	
1.329	L1	34.9	25.3	56.0	46.0	21.1	20.7	Pass	
12.961	L1	45.0	34.1	60.0	50.0	15.0	15.9	Pass	



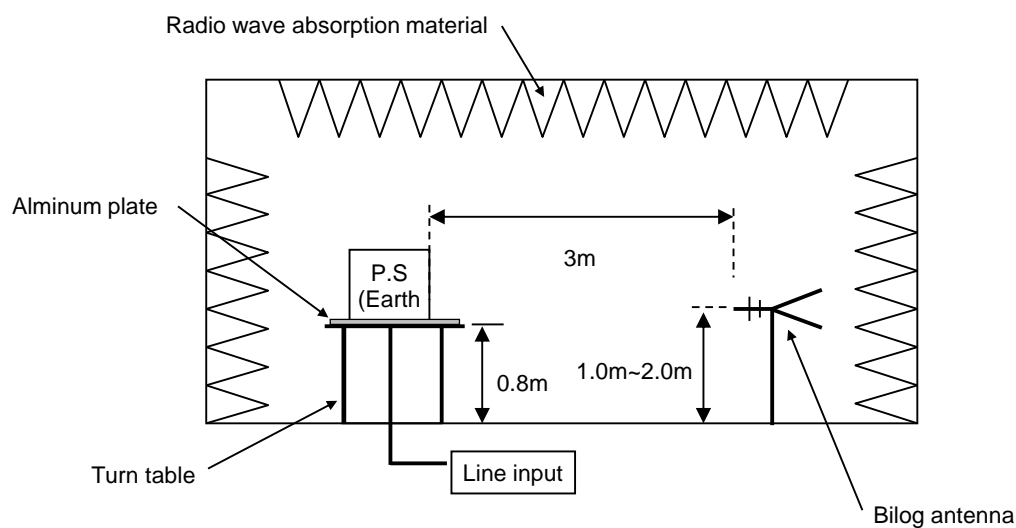
Frequency	Polarization	Stability	Level	Limit	Margin	Pass/Fail	Height	Angle	Remark
MHz			dB(μV/m)	dB(μV/m)	dB		cm	deg	
			QP	QP	QP				
106.785	H	Stable	29.4	40.0	10.6	Pass	162.9	196.4	
150.576	H	Stable	33.8	40.0	6.2	Pass	199.7	341.6	
185.551	H	Stable	30.7	40.0	9.3	Pass	199.7	185.7	
58.619	V	Stable	34.0	40.0	6.0	Pass	101.9	232.0	
107.200	V	Stable	33.9	40.0	6.1	Pass	100.4	11.6	
152.254	V	Stable	30.0	40.0	10.0	Pass	100.2	39.2	
181.245	V	Stable	28.7	40.0	11.3	Pass	100.2	341.3	

DATA SHEET		Date	05-Jul-21
Model	Circuit used for measurement	Temp.	25 degreeC
Test	EMI Line conduction & Radiated emission	Humid.	40 %RH
		Tested by	R.Nakao

1. Line conduction



2. Radiated emission




Conditions

Test : EMI
Model Name : LHP150F-42-Y

Photographs of test set-up

1.LINE CONDUCTION



2.RADIATED EMISSION

