



EXTRA TEST DATA OF LHP150F-48-Y

*Regulated DC Power Supply
Mar, 20, 2025*

COSEL CO.,LTD.

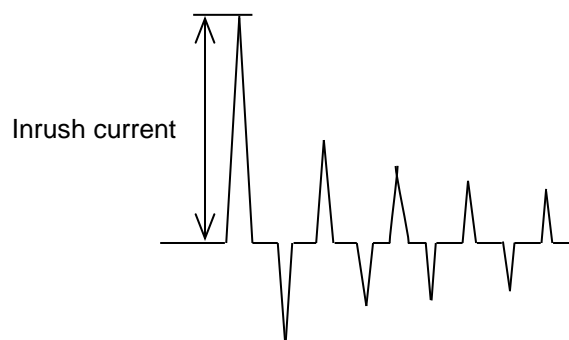
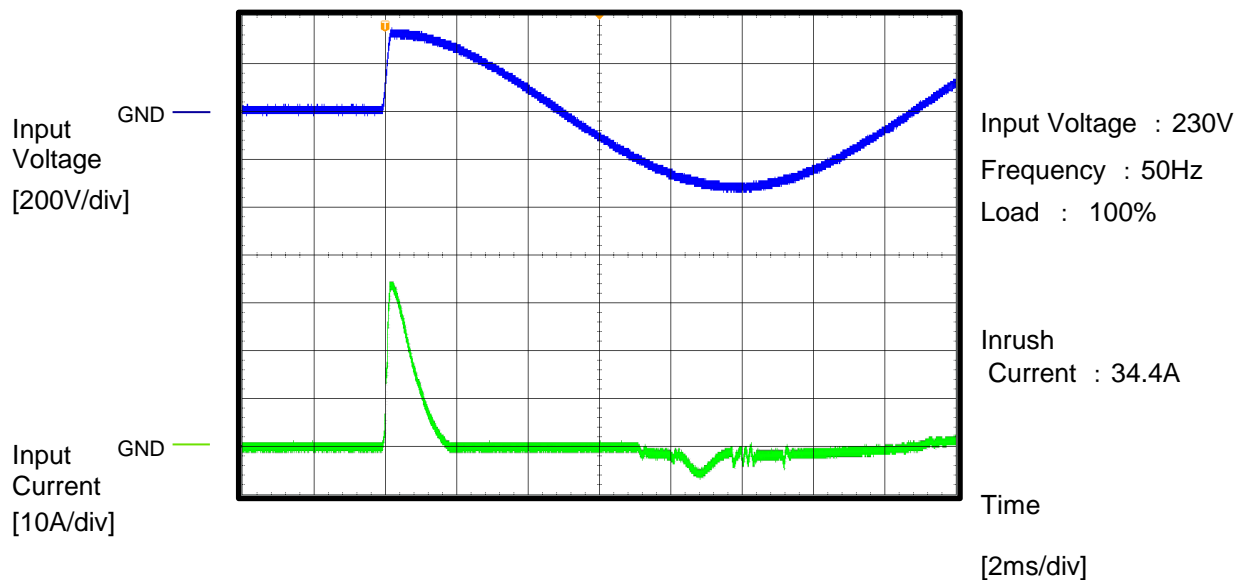
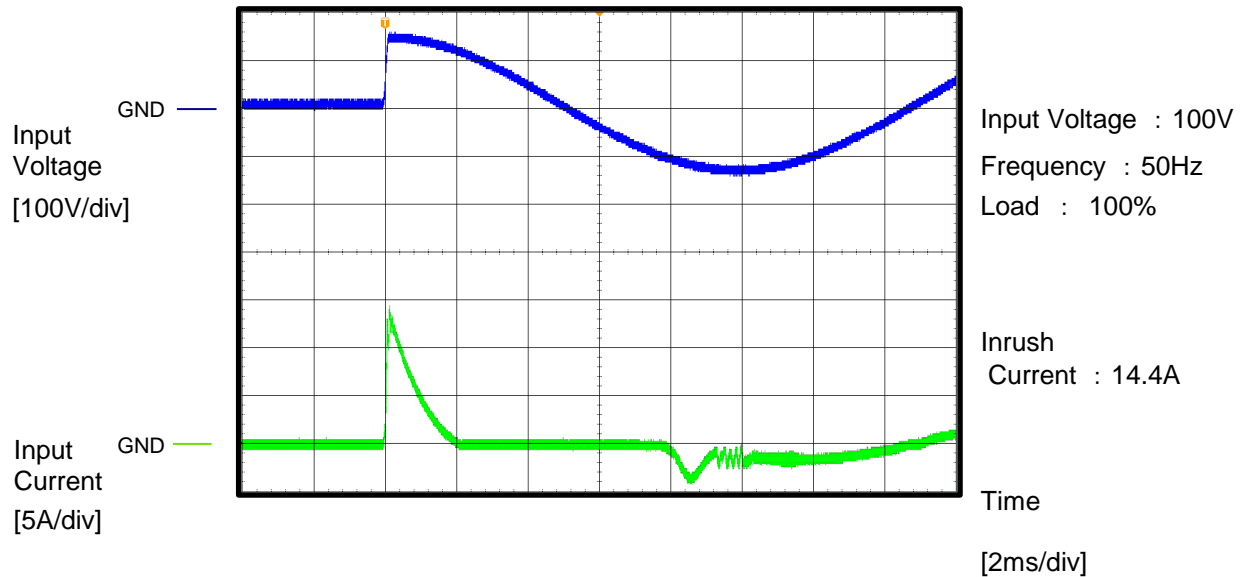
CONTENTS

1.Inrush Current (enlargement)	1
2.Dynamic Line Regulation	2
3.Hiccup cycle (by Overcurrent Protection)	3
4.Power Consumption (by Input Voltage)	4
5.Figure of Testing Circuitry	6

(Final Page 6)

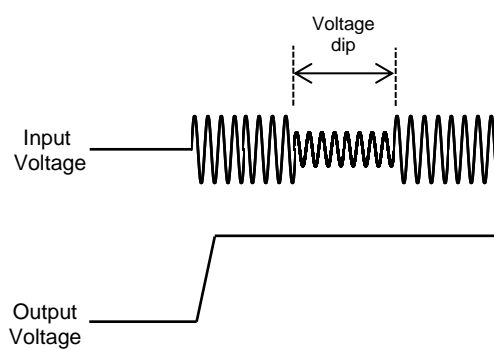
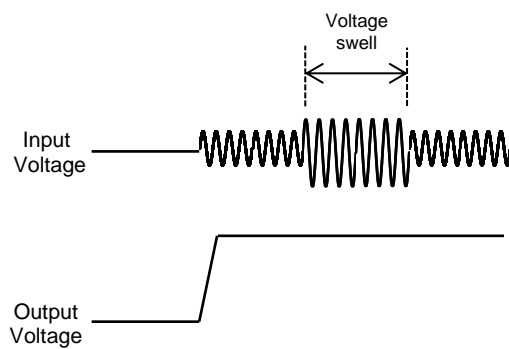
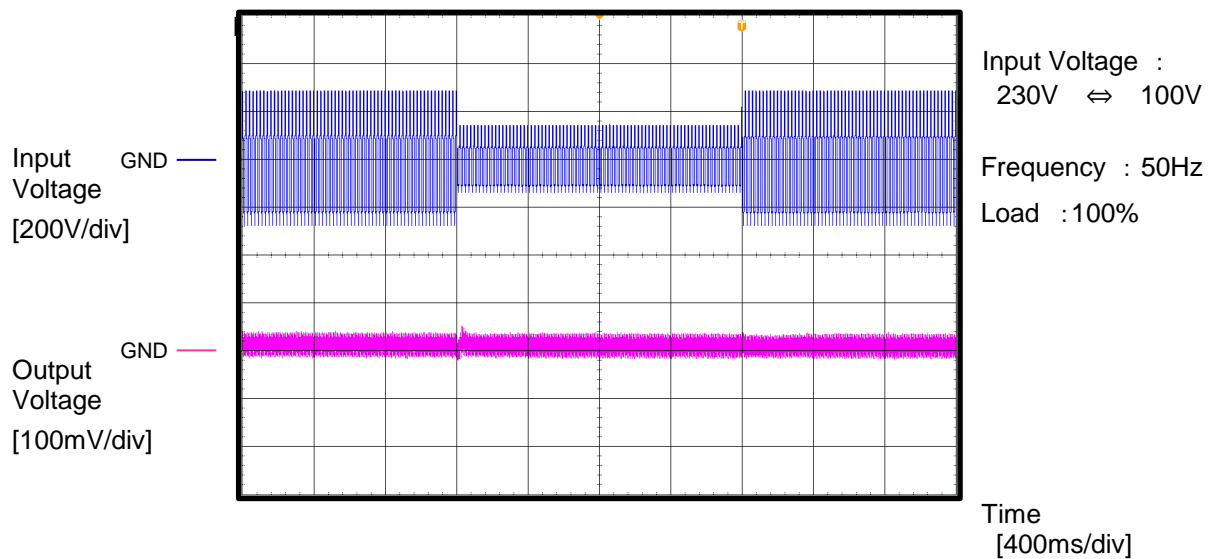
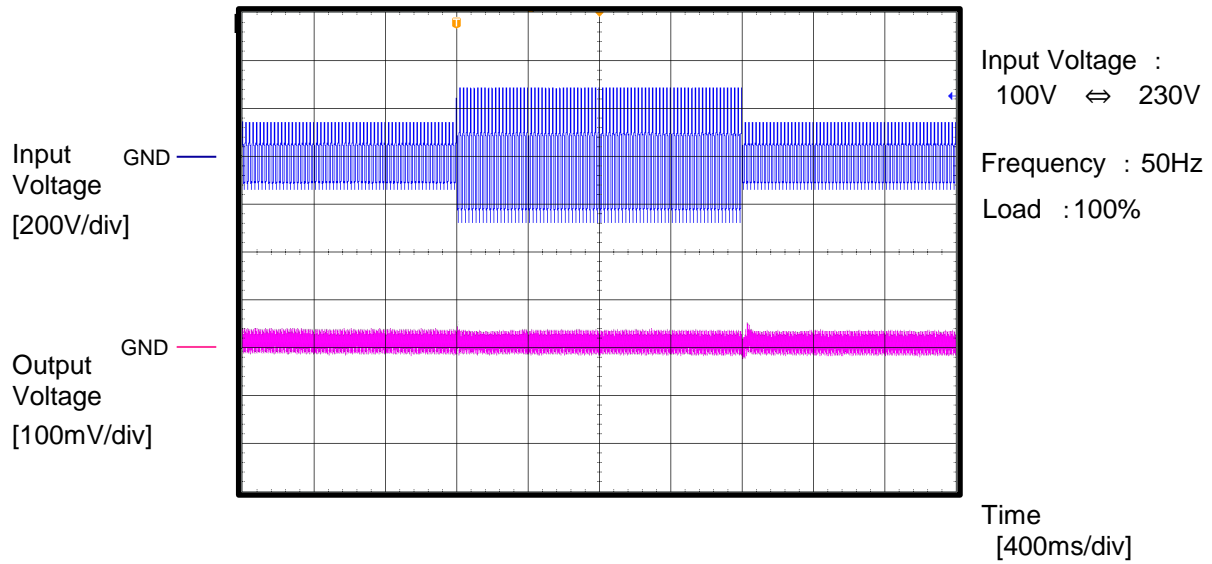
COSEL

Model	LHP150F-48-Y	Temperature	25°C
Item	Inrush Current (enlargement)	Testing Circuitry	A
Object	_____		



COSEL

Model	LHP150F-48-Y	Temperature 25°C Testing Circuitry A
Item	Dynamic Line Regulation	
Object	_____	

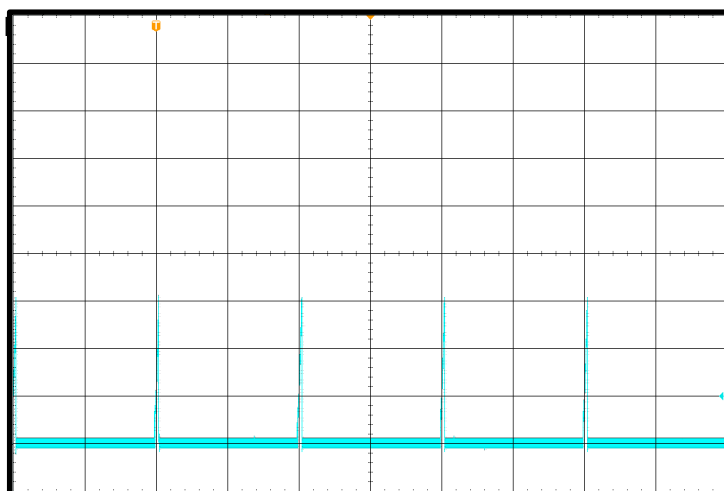


COSEL

Model	LHP150F-48-Y	Temperature	25°C
Item	Hiccup cycle (by Overcurrent Protection)	Testing Circuitry	A
Object	_____	Load	: Short

Output Current
[5A/div]

GND



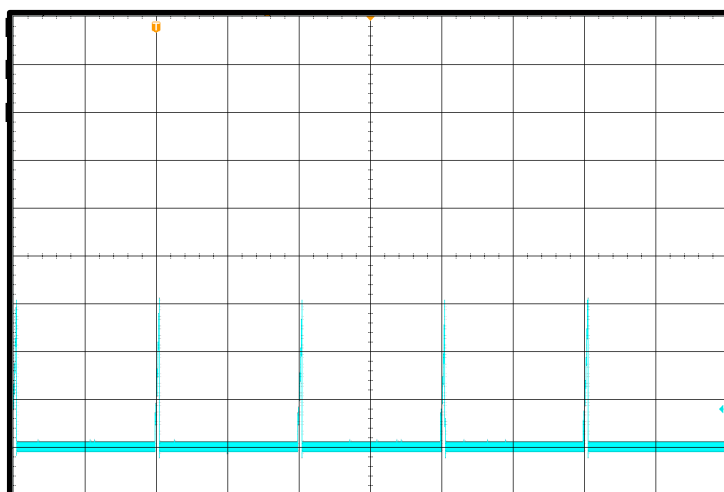
Input Voltage : 100V

Short-circuit
current : 15.6A

ON Time : 3ms

Hiccup mode
time : 200msTime
[100ms/div]Output Current
[5A/div]

GND



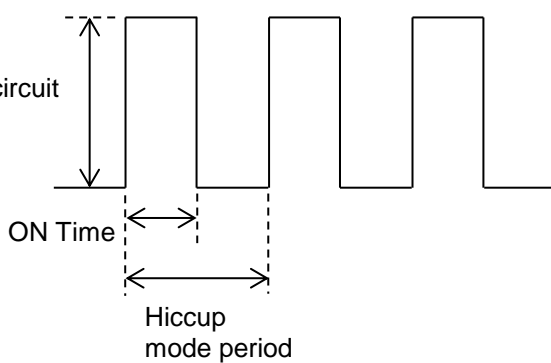
Input Voltage : 230V

Short-circuit
current : 15.6A

ON Time : 3ms

Hiccup mode
time : 200msTime
[100ms/div]Short-circuit
current

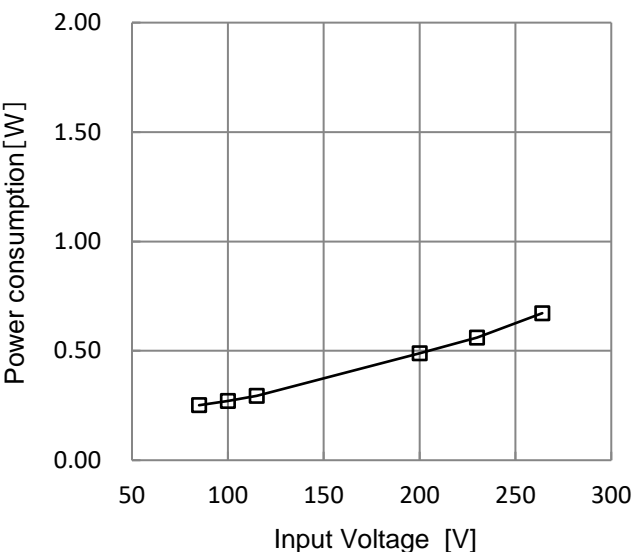
ON Time





LUCEL																	
Model	LHP150F-48-RY	Temperature25°C Testing Circuitry - Load :0%															
Item	Input voltage - Power consumption																
Object	_____																
1.Graph		2.Values															
<div><table><thead><tr><th>Input voltage [V]</th><th>Power consumption [W]</th></tr></thead><tbody><tr><td>85</td><td>1.21</td></tr><tr><td>100</td><td>0.77</td></tr><tr><td>115</td><td>0.66</td></tr><tr><td>200</td><td>0.83</td></tr><tr><td>230</td><td>0.94</td></tr><tr><td>264</td><td>1.36</td></tr></tbody></table></div>		Input voltage [V]	Power consumption [W]	85	1.21	100	0.77	115	0.66	200	0.83	230	0.94	264	1.36		
Input voltage [V]	Power consumption [W]																
85	1.21																
100	0.77																
115	0.66																
200	0.83																
230	0.94																
264	1.36																
Reducing standby power is possible by OFF signal of the remote control.																	



LUCEL																	
Model	LHP150F-48-R2Y																
Item	Input voltage - Power consumption	Temperature	25°C														
Object	_____	Testing Circuitry	-														
1.Graph		Load :0%															
		2.Values															
Reducing standby power is possible by OFF signal of the remote control.		<table><tr><th>Input voltage [V]</th><th>Power consumption [W]</th></tr><tr><td>85</td><td>0.25</td></tr><tr><td>100</td><td>0.27</td></tr><tr><td>115</td><td>0.29</td></tr><tr><td>200</td><td>0.49</td></tr><tr><td>230</td><td>0.56</td></tr><tr><td>264</td><td>0.67</td></tr></table>		Input voltage [V]	Power consumption [W]	85	0.25	100	0.27	115	0.29	200	0.49	230	0.56	264	0.67
		Input voltage [V]	Power consumption [W]														
		85	0.25														
		100	0.27														
		115	0.29														
		200	0.49														
		230	0.56														
264	0.67																

