

TEST DATA OF LHP300F-48-Y

Regulated DC Power Supply
April 5, 2021

Approved by : Junya Kaneda
Design Manager

Prepared by : Yasushi Fukumura
Design Engineer

COSEL CO.,LTD.

CONTENTS

1.Input Current (by Load Current)	1
2.Efficiency (by Load Current)	2
3.Power Factor (by Load Current)	3
4.Inrush Current	4
5.Leakage Current	5
6.Line Regulation	6
7.Load Regulation	7
8.Ripple-Noise	7
9.Dynamic Load Response	8
10.Rise and Fall Time	9
11.Hold-Up Time	10
12.Instantaneous Interruption Compensation	11
13.Overcurrent Protection	12
14.Ambient Temperature Drift	13
15.Minimum Input Voltage for Regulated Output Voltage	13
16.Overvoltage Protection	13
17.Figure of Testing Circuitry	14

(Final Page 15)

Model		LHP300F-48-Y		Temperature 25°C																																																				
Item		Input Current (by Load Current)		Testing Circuitry Figure A																																																				
Object		_____																																																						
1.Graph		<div><div><div>—△—</div><div>---□---</div><div>-·-○-</div></div><div><div>Input Volt. 100V</div><div>Input Volt. 200V</div><div>Input Volt. 230V</div></div></div> <div><div><div>5.0</div><div>4.0</div><div>3.0</div><div>2.0</div><div>1.0</div><div>0.0</div></div><div><div>0.0</div><div>2.0</div><div>4.0</div><div>6.0</div><div>8.0</div></div><div><div>Input Current [A]</div><div>Load Current [A]</div></div></div>		2.Values																																																				
		<table><tr><th rowspan="2">Load Current [A]</th><th colspan="3">Input Current [A]</th></tr><tr><th>Input Volt. 100[V]</th><th>Input Volt. 200[V]</th><th>Input Volt. 230[V]</th></tr><tr><td>0.00</td><td>0.095</td><td>0.119</td><td>0.129</td></tr><tr><td>1.00</td><td>0.596</td><td>0.359</td><td>0.341</td></tr><tr><td>2.00</td><td>1.068</td><td>0.598</td><td>0.543</td></tr><tr><td>3.00</td><td>1.553</td><td>0.848</td><td>0.755</td></tr><tr><td>4.00</td><td>2.057</td><td>1.105</td><td>0.972</td></tr><tr><td>5.00</td><td>2.565</td><td>1.283</td><td>1.193</td></tr><tr><td>6.00</td><td>3.076</td><td>1.529</td><td>1.416</td></tr><tr><td>6.30</td><td>3.227</td><td>1.603</td><td>1.484</td></tr><tr><td>6.93</td><td>3.550</td><td>1.759</td><td>1.538</td></tr><tr><td>--</td><td>-</td><td>-</td><td>-</td></tr><tr><td>--</td><td>-</td><td>-</td><td>-</td></tr></table>				Load Current [A]	Input Current [A]			Input Volt. 100[V]	Input Volt. 200[V]	Input Volt. 230[V]	0.00	0.095	0.119	0.129	1.00	0.596	0.359	0.341	2.00	1.068	0.598	0.543	3.00	1.553	0.848	0.755	4.00	2.057	1.105	0.972	5.00	2.565	1.283	1.193	6.00	3.076	1.529	1.416	6.30	3.227	1.603	1.484	6.93	3.550	1.759	1.538	--	-	-	-	--	-	-	-
Load Current [A]	Input Current [A]																																																							
	Input Volt. 100[V]	Input Volt. 200[V]	Input Volt. 230[V]																																																					
0.00	0.095	0.119	0.129																																																					
1.00	0.596	0.359	0.341																																																					
2.00	1.068	0.598	0.543																																																					
3.00	1.553	0.848	0.755																																																					
4.00	2.057	1.105	0.972																																																					
5.00	2.565	1.283	1.193																																																					
6.00	3.076	1.529	1.416																																																					
6.30	3.227	1.603	1.484																																																					
6.93	3.550	1.759	1.538																																																					
--	-	-	-																																																					
--	-	-	-																																																					
Note: Slanted line shows the range of the rated load current.																																																								

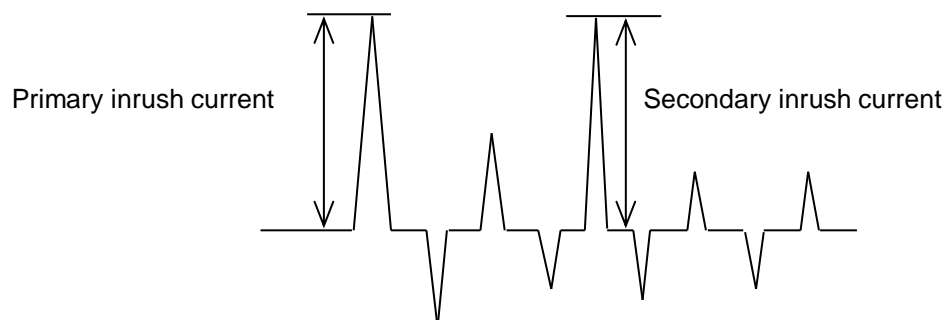
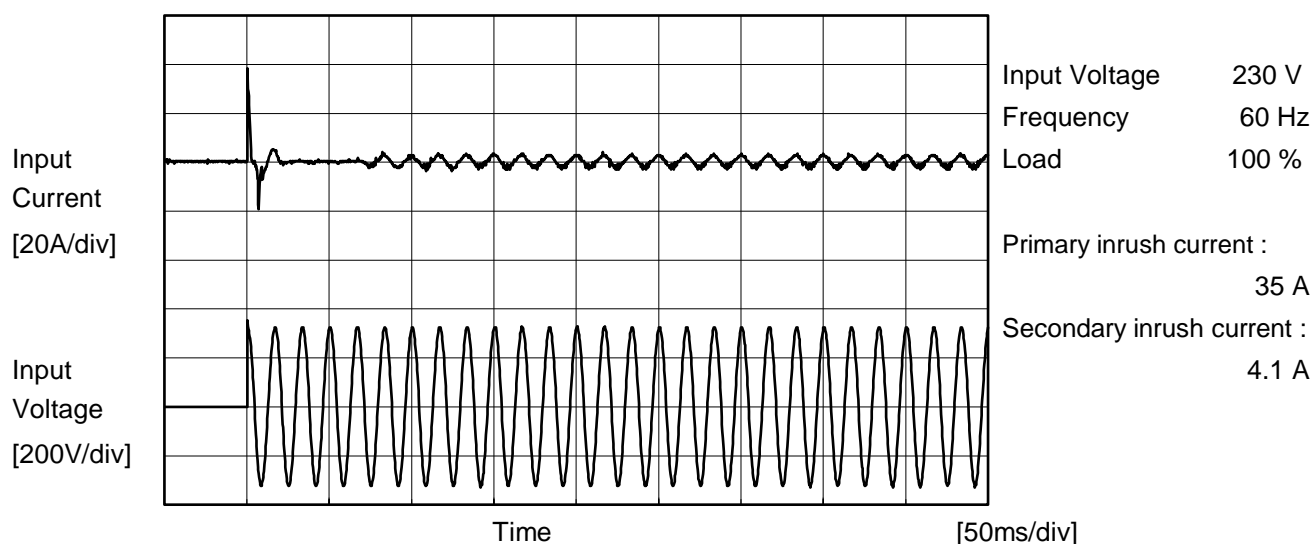
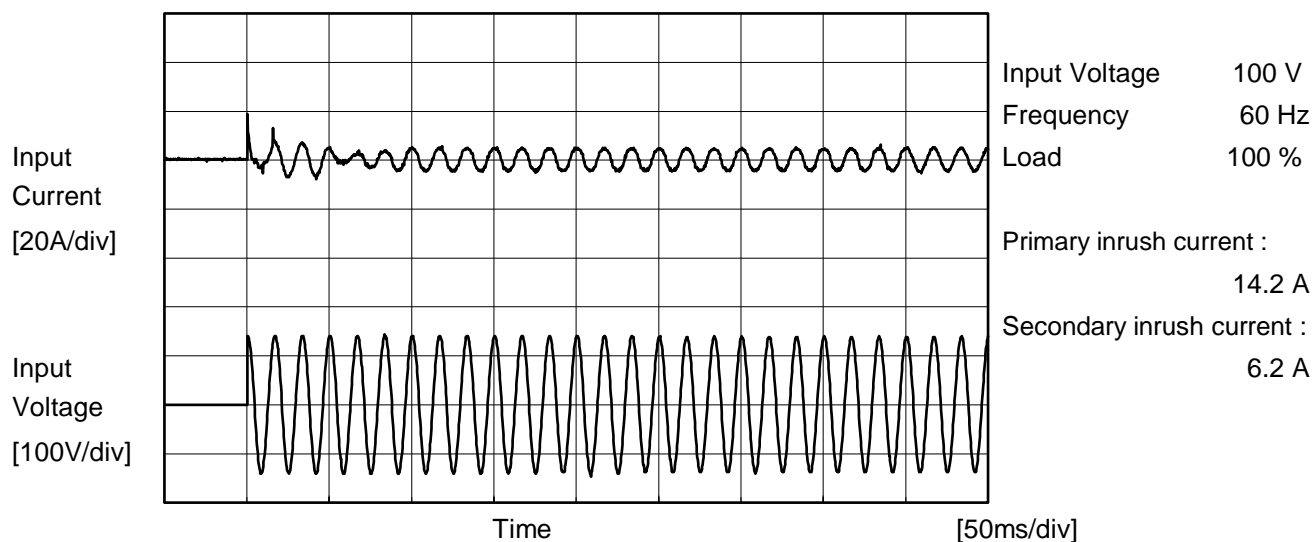


Model		LHP300F-48-Y		Temperature		25°C																																																																																																				
Item		Efficiency (by Load Current)		Testing Circuitry		Figure A																																																																																																				
Object																																																																																																										
1.Graph				2.Values																																																																																																						
<div><div><div><div><div></div><div>△</div></div><div>—</div><div>Input Volt. 100V</div></div><div><div><div></div><div>□</div></div><div>- - -</div><div>Input Volt. 200V</div></div><div><div><div></div><div>○</div></div><div>- · - · -</div><div>Input Volt. 230V</div></div></div><div><table><thead><tr><th>Load Current [A]</th><th>100V Efficiency [%]</th><th>200V Efficiency [%]</th><th>230V Efficiency [%]</th></tr></thead><tbody><tr><td>0.00</td><td>-</td><td>-</td><td>-</td></tr><tr><td>1.00</td><td>88.1</td><td>90.0</td><td>90.1</td></tr><tr><td>2.00</td><td>92.0</td><td>93.6</td><td>94.0</td></tr><tr><td>3.00</td><td>93.2</td><td>94.6</td><td>94.9</td></tr><tr><td>4.00</td><td>93.7</td><td>95.0</td><td>95.5</td></tr><tr><td>5.00</td><td>93.9</td><td>95.4</td><td>95.6</td></tr><tr><td>6.00</td><td>93.9</td><td>95.5</td><td>95.6</td></tr><tr><td>6.30</td><td>93.9</td><td>95.5</td><td>95.6</td></tr><tr><td>6.93</td><td>93.9</td><td>95.6</td><td>95.8</td></tr><tr><td>--</td><td>-</td><td>-</td><td>-</td></tr><tr><td>--</td><td>-</td><td>-</td><td>-</td></tr></tbody></table></div></div> <div><div>Note: Slanted line shows the range of the rated load current.</div></div>				Load Current [A]	100V Efficiency [%]	200V Efficiency [%]	230V Efficiency [%]	0.00	-	-	-	1.00	88.1	90.0	90.1	2.00	92.0	93.6	94.0	3.00	93.2	94.6	94.9	4.00	93.7	95.0	95.5	5.00	93.9	95.4	95.6	6.00	93.9	95.5	95.6	6.30	93.9	95.5	95.6	6.93	93.9	95.6	95.8	--	-	-	-	--	-	-	-	<table><thead><tr><th rowspan="2">Load Current [A]</th><th colspan="3">Efficiency [%]</th></tr><tr><th>Input Volt. 100[V]</th><th>Input Volt. 200[V]</th><th>Input Volt. 230[V]</th></tr></thead><tbody><tr><td>0.00</td><td>-</td><td>-</td><td>-</td></tr><tr><td>1.00</td><td>88.1</td><td>90.0</td><td>90.1</td></tr><tr><td>2.00</td><td>92.0</td><td>93.6</td><td>94.0</td></tr><tr><td>3.00</td><td>93.2</td><td>94.6</td><td>94.9</td></tr><tr><td>4.00</td><td>93.7</td><td>95.0</td><td>95.5</td></tr><tr><td>5.00</td><td>93.9</td><td>95.4</td><td>95.6</td></tr><tr><td>6.00</td><td>93.9</td><td>95.5</td><td>95.6</td></tr><tr><td>6.30</td><td>93.9</td><td>95.5</td><td>95.6</td></tr><tr><td>6.93</td><td>93.9</td><td>95.6</td><td>95.8</td></tr><tr><td>--</td><td>-</td><td>-</td><td>-</td></tr><tr><td>--</td><td>-</td><td>-</td><td>-</td></tr></tbody></table>				Load Current [A]	Efficiency [%]			Input Volt. 100[V]	Input Volt. 200[V]	Input Volt. 230[V]	0.00	-	-	-	1.00	88.1	90.0	90.1	2.00	92.0	93.6	94.0	3.00	93.2	94.6	94.9	4.00	93.7	95.0	95.5	5.00	93.9	95.4	95.6	6.00	93.9	95.5	95.6	6.30	93.9	95.5	95.6	6.93	93.9	95.6	95.8	--	-	-	-	--	-	-	-
Load Current [A]	100V Efficiency [%]	200V Efficiency [%]	230V Efficiency [%]																																																																																																							
0.00	-	-	-																																																																																																							
1.00	88.1	90.0	90.1																																																																																																							
2.00	92.0	93.6	94.0																																																																																																							
3.00	93.2	94.6	94.9																																																																																																							
4.00	93.7	95.0	95.5																																																																																																							
5.00	93.9	95.4	95.6																																																																																																							
6.00	93.9	95.5	95.6																																																																																																							
6.30	93.9	95.5	95.6																																																																																																							
6.93	93.9	95.6	95.8																																																																																																							
--	-	-	-																																																																																																							
--	-	-	-																																																																																																							
Load Current [A]	Efficiency [%]																																																																																																									
	Input Volt. 100[V]	Input Volt. 200[V]	Input Volt. 230[V]																																																																																																							
0.00	-	-	-																																																																																																							
1.00	88.1	90.0	90.1																																																																																																							
2.00	92.0	93.6	94.0																																																																																																							
3.00	93.2	94.6	94.9																																																																																																							
4.00	93.7	95.0	95.5																																																																																																							
5.00	93.9	95.4	95.6																																																																																																							
6.00	93.9	95.5	95.6																																																																																																							
6.30	93.9	95.5	95.6																																																																																																							
6.93	93.9	95.6	95.8																																																																																																							
--	-	-	-																																																																																																							
--	-	-	-																																																																																																							

Model		LHP300F-48-Y		Temperature 25°C																																																				
Item		Power Factor (by Load Current)		Testing Circuitry Figure A																																																				
Object		_____																																																						
1.Graph				2.Values																																																				
<div><div><div>—△—</div><div>Input Volt.</div><div>100V</div></div><div><div>---□---</div><div>Input Volt.</div><div>200V</div></div><div><div>-·-○-·-</div><div>Input Volt.</div><div>230V</div></div></div> <div>Power Factor</div> <div>Load Current [A]</div> <div>Note: Slanted line shows the range of the rated load current.</div>				<table><tr><th rowspan="2">Load Current [A]</th><th colspan="3">Power Factor</th></tr><tr><th>Input Volt. 100[V]</th><th>Input Volt. 200[V]</th><th>Input Volt. 230[V]</th></tr><tr><td>0.00</td><td>0.463</td><td>0.165</td><td>0.125</td></tr><tr><td>1.00</td><td>0.914</td><td>0.744</td><td>0.681</td></tr><tr><td>2.00</td><td>0.979</td><td>0.860</td><td>0.821</td></tr><tr><td>3.00</td><td>0.996</td><td>0.897</td><td>0.873</td></tr><tr><td>4.00</td><td>0.998</td><td>0.914</td><td>0.900</td></tr><tr><td>5.00</td><td>0.998</td><td>0.980</td><td>0.914</td></tr><tr><td>6.00</td><td>0.999</td><td>0.986</td><td>0.923</td></tr><tr><td>6.30</td><td>0.998</td><td>0.987</td><td>0.930</td></tr><tr><td>6.93</td><td>0.997</td><td>0.989</td><td>0.980</td></tr><tr><td>--</td><td>-</td><td>-</td><td>-</td></tr><tr><td>--</td><td>-</td><td>-</td><td>-</td></tr></table>		Load Current [A]	Power Factor			Input Volt. 100[V]	Input Volt. 200[V]	Input Volt. 230[V]	0.00	0.463	0.165	0.125	1.00	0.914	0.744	0.681	2.00	0.979	0.860	0.821	3.00	0.996	0.897	0.873	4.00	0.998	0.914	0.900	5.00	0.998	0.980	0.914	6.00	0.999	0.986	0.923	6.30	0.998	0.987	0.930	6.93	0.997	0.989	0.980	--	-	-	-	--	-	-	-
Load Current [A]	Power Factor																																																							
	Input Volt. 100[V]	Input Volt. 200[V]	Input Volt. 230[V]																																																					
0.00	0.463	0.165	0.125																																																					
1.00	0.914	0.744	0.681																																																					
2.00	0.979	0.860	0.821																																																					
3.00	0.996	0.897	0.873																																																					
4.00	0.998	0.914	0.900																																																					
5.00	0.998	0.980	0.914																																																					
6.00	0.999	0.986	0.923																																																					
6.30	0.998	0.987	0.930																																																					
6.93	0.997	0.989	0.980																																																					
--	-	-	-																																																					
--	-	-	-																																																					

COSEL

Model	LHP300F-48-Y	Temperature 25°C Testing Circuitry Figure A	
Item	Inrush Current		
Object			





		Temperature 25°C Testing Circuitry Figure C
Model	LHP300F-48-Y	
Item	Leakage Current	
Object	_____	

1.Results

Standards	Testing Circuitry	Measuring Method	Input Volt.			Note
			100 [V]	230 [V]	240 [V]	
DEN-AN	Figure C-1	Both phases	0.14	0.35	0.37	Operation
		One of phases	0.27	0.65	0.69	Stand by
IEC62368-1	Figure C-2	Both phases	0.14	0.35	0.36	Operation
		One of phases	0.27	0.65	0.68	Stand by
	Figure C-3	Both phases	0.14	0.35	0.37	Operation
		One of phases	0.26	0.65	0.69	Stand by

The value for "One of phases" is the reference value only.

2.Condition

Leakage current value is concluded after measuring both phases of AC input and by choosing the larger one.



Model	LHP300F-48-Y																																		
Item	Line Regulation	Temperature	25°C																																
Object	+48V6.3A	Testing Circuitry	Figure A																																
1.Graph		2.Values																																	
<div><div><div>---</div><div>□</div><div>---</div></div><div>Load 50%</div><div><div>—</div><div>△</div><div>—</div></div><div>Load 100%</div></div> <p>Note: Slanted line shows the range of the rated input voltage.</p>		<table><tr><th rowspan="2">Input Voltage [V]</th><th colspan="2">Output Voltage [V]</th></tr><tr><th>Load 50%</th><th>Load 100%</th></tr><tr><td>85</td><td>48.052</td><td>48.050</td></tr><tr><td>90</td><td>48.054</td><td>48.052</td></tr><tr><td>100</td><td>48.057</td><td>48.055</td></tr><tr><td>120</td><td>48.057</td><td>48.055</td></tr><tr><td>200</td><td>48.051</td><td>48.050</td></tr><tr><td>230</td><td>48.054</td><td>48.052</td></tr><tr><td>264</td><td>48.057</td><td>48.054</td></tr><tr><td>280</td><td>48.057</td><td>48.055</td></tr><tr><td>--</td><td>-</td><td>-</td></tr></table>		Input Voltage [V]	Output Voltage [V]		Load 50%	Load 100%	85	48.052	48.050	90	48.054	48.052	100	48.057	48.055	120	48.057	48.055	200	48.051	48.050	230	48.054	48.052	264	48.057	48.054	280	48.057	48.055	--	-	-
Input Voltage [V]	Output Voltage [V]																																		
	Load 50%	Load 100%																																	
85	48.052	48.050																																	
90	48.054	48.052																																	
100	48.057	48.055																																	
120	48.057	48.055																																	
200	48.051	48.050																																	
230	48.054	48.052																																	
264	48.057	48.054																																	
280	48.057	48.055																																	
--	-	-																																	

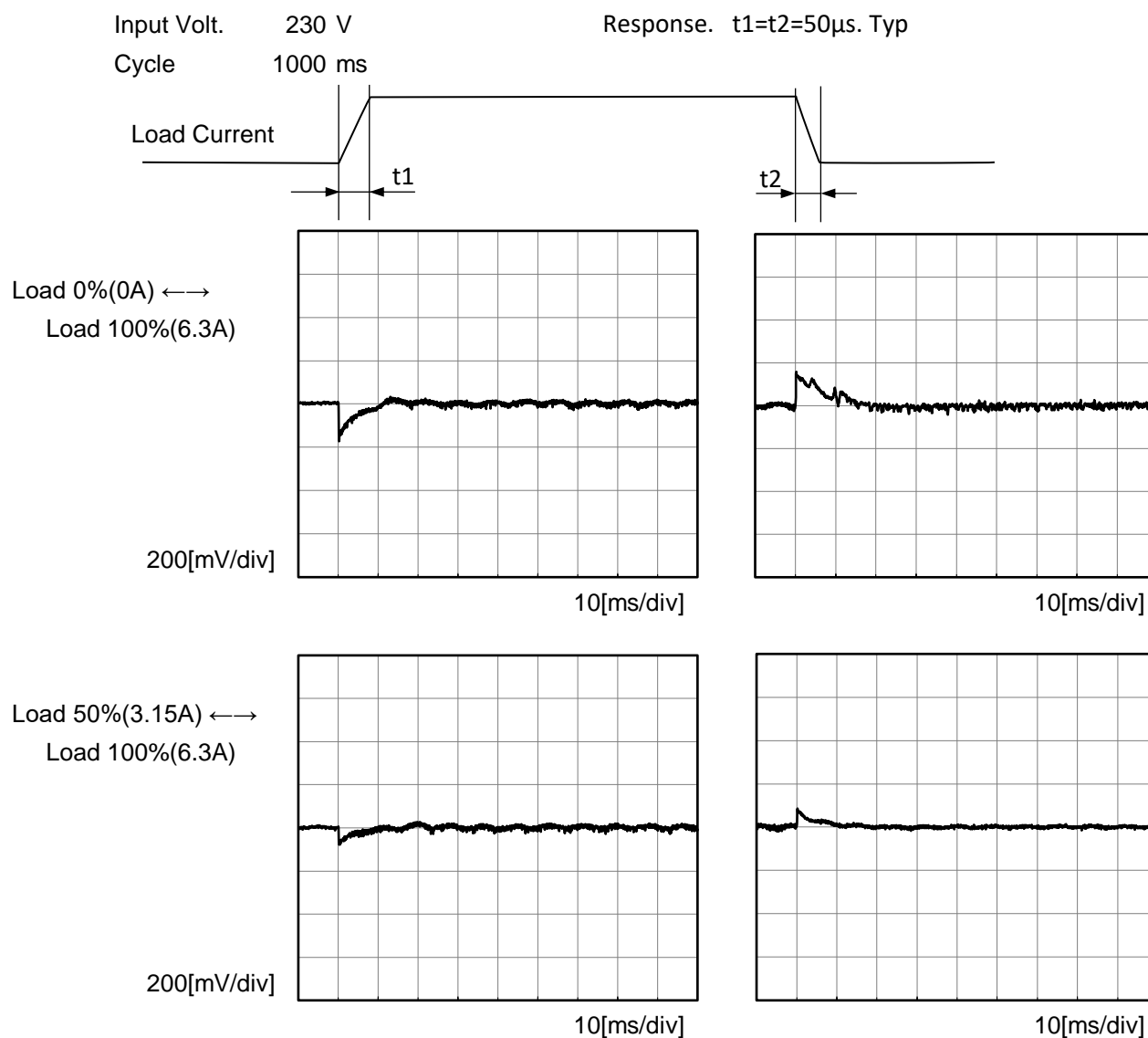
Model		LHP300F-48-Y		Temperature		25°C																																																				
Item		Load Regulation		Testing Circuitry		Figure A																																																				
Object		+48V6.3A																																																								
1.Graph				2.Values																																																						
<div><div><div><div><div>—△—</div><div>Input Volt.</div><div>100V</div></div><div><div>---□---</div><div>Input Volt.</div><div>200V</div></div><div><div>---○---</div><div>Input Volt.</div><div>230V</div></div></div><div></div></div></div>				<table><tr><th rowspan="2">Load Current [A]</th><th colspan="3">Output Voltage [V]</th></tr><tr><th>Input Volt. 100[V]</th><th>Input Volt. 200[V]</th><th>Input Volt. 230[V]</th></tr><tr><td>0.00</td><td>48.062</td><td>48.063</td><td>48.067</td></tr><tr><td>1.00</td><td>48.061</td><td>48.060</td><td>48.064</td></tr><tr><td>2.00</td><td>48.061</td><td>48.061</td><td>48.063</td></tr><tr><td>3.00</td><td>48.060</td><td>48.060</td><td>48.063</td></tr><tr><td>4.00</td><td>48.060</td><td>48.060</td><td>48.062</td></tr><tr><td>5.00</td><td>48.059</td><td>48.060</td><td>48.061</td></tr><tr><td>6.00</td><td>48.059</td><td>48.059</td><td>48.060</td></tr><tr><td>6.30</td><td>48.059</td><td>48.059</td><td>48.060</td></tr><tr><td>6.93</td><td>48.059</td><td>48.058</td><td>48.060</td></tr><tr><td>--</td><td>--</td><td>--</td><td>--</td></tr><tr><td>--</td><td>--</td><td>--</td><td>--</td></tr></table>				Load Current [A]	Output Voltage [V]			Input Volt. 100[V]	Input Volt. 200[V]	Input Volt. 230[V]	0.00	48.062	48.063	48.067	1.00	48.061	48.060	48.064	2.00	48.061	48.061	48.063	3.00	48.060	48.060	48.063	4.00	48.060	48.060	48.062	5.00	48.059	48.060	48.061	6.00	48.059	48.059	48.060	6.30	48.059	48.059	48.060	6.93	48.059	48.058	48.060	--	--	--	--	--	--	--	--
Load Current [A]	Output Voltage [V]																																																									
	Input Volt. 100[V]	Input Volt. 200[V]	Input Volt. 230[V]																																																							
0.00	48.062	48.063	48.067																																																							
1.00	48.061	48.060	48.064																																																							
2.00	48.061	48.061	48.063																																																							
3.00	48.060	48.060	48.063																																																							
4.00	48.060	48.060	48.062																																																							
5.00	48.059	48.060	48.061																																																							
6.00	48.059	48.059	48.060																																																							
6.30	48.059	48.059	48.060																																																							
6.93	48.059	48.058	48.060																																																							
--	--	--	--																																																							
--	--	--	--																																																							
Note: Slanted line shows the range of the rated load current.																																																										
Item		Ripple-Noise		Temperature		25°C																																																				
Object		+48V6.3A		Testing Circuitry		Figure B																																																				
1.Graph																																																										
<div><div><div>Input Voltage</div><div>230V</div><div>Load</div><div>100%</div></div><div></div></div>																																																										

- 7 -

BC-11720

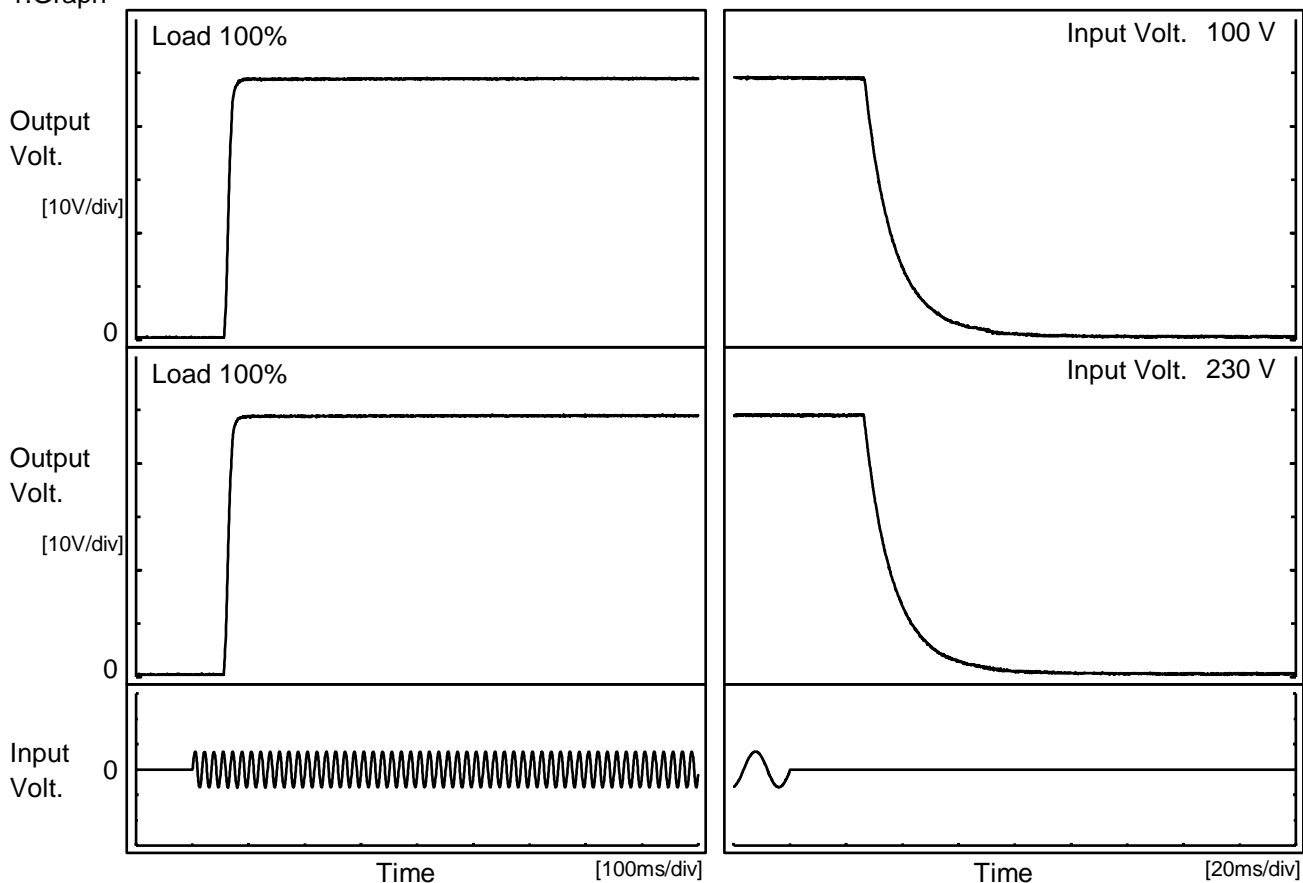


Model	LHP300F-48-Y		
Item	Dynamic Load Response	Temperature	25°C
Object	+48V6.3A	Testing Circuitry	Figure A



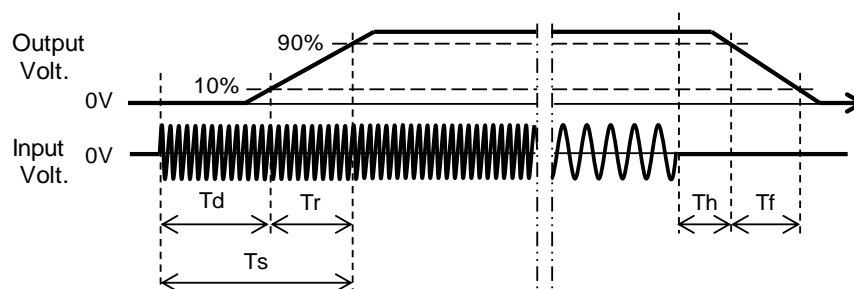
Model	LHP300F-48-Y	Temperature	25°C
Item	Rise and Fall Time	Testing Circuitry	Figure A
Object	+48V6.3A		

1.Graph



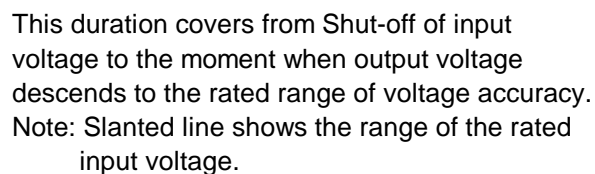
2.Values

Input Volt.	Time	Td	Tr	Ts	Th	Tf
100 V		59.5	11.5	71.0	27.7	23.9
230 V		59.0	12.5	71.5	27.4	24.0



Temperature 25°C
Testing Circuitry Figure A

2.Values



- 10 -

Model	LHP300F-48-Y		
Item	Instantaneous Interruption Compensation	Temperature	25°C
Object	+48V6.3A	Testing Circuitry	Figure A
<p>1.Graph</p> <p> △□○ </p> <p> △□○ </p> <p> △□○ </p> <p> △□○ </p> <p> △□○ </p> <p> △□○ </p> <p> △□○ </p> <p> △□○ </p> <p> △□○ </p> <p> △□○ </p> <p> △□○ </p> <p> △□○ </p> <p> △□○ </p> <p> △□○ </p> <p> △□○ </p> <p> △□○ </p> <p> △□○ </p> <p> △□○ </p> <p> △□○ </p> <p> △□○ </p> <p> △□○ </p> <p> △□○ </p> <p> △□○ </p> <p> △□○ </p> <p> △□○ </p> <p> △□○ </p> <p> △□○ </p> <p> △□○ </p> <p> △□○ </p> <p> △□○ </p> <p> △□○ </p> <p> △□○ </p> <p> △□○ </p> <p> △□○ </p> <p> △□○ </p> <p> △□○ </p> <p> △□○ </p> <p> △□○ </p> <p> △□○ </p> <p> △□○ </p> <p> △□○ </p> <p> △□○ </p> <p> △□○ </p> <p> △□○ </p> <p> △□○ </p> <p> △□○ </p> <p> △□○ </p> <p> △□○ </p> <p> △□○ </p> <p> △□○ </p> <p> △□○ </p> <p> △□○ </p> <p> △□○ </p> <p> △□○ </p> <p> △□○ </p> <p> △□○ </p> <p> △□○ </p> <p> △□○ </p> <p> △□○ </p> <p> △□○ </p> <p> △□○ </p> <p> △□○ </p> <p> △□○ </p> <p> △□○ </p> <p> △□○ </p> <p> △□○ </p> <p> △□○ </p> <p> △□○ </p> <p> △□○ </p> <p> △□○ </p> <p> △□○ </p> <p> △□○ </p> <p> △□○ </p> <p> △□○ </p> <p> △□○ </p> <p> △□○ </p> <p> △□○ </p> <p> △□○ </p> <p> △□○ </p> <p> △□○ </p> <p> △□○ </p> <p> △□○ </p> <p> </p>			



Model		LHP300F-48-Y		Temperature 25°C																																																
Item		Overcurrent Protection		Testing Circuitry Figure A																																																
Object		+48V6.3A																																																		
1.Graph				2.Values																																																
<div><div><div></div><div>Input Volt. 100V</div></div><div><div></div><div>Input Volt. 230V</div></div></div> <p>Note: Slanted line shows the range of the rated load current.</p> <p>Overcurrent protection is Hiccup mode.</p>				<table><tr><th rowspan="2">Output Voltage [V]</th><th colspan="2">Load Current [A]</th></tr><tr><th>Input Volt. 100[V]</th><th>Input Volt. 230[V]</th></tr><tr><td>48</td><td>17.07</td><td>17.07</td></tr><tr><td>--</td><td>-</td><td>-</td></tr><tr><td>--</td><td>-</td><td>-</td></tr><tr><td>--</td><td>-</td><td>-</td></tr><tr><td>--</td><td>-</td><td>-</td></tr><tr><td>--</td><td>-</td><td>-</td></tr><tr><td>--</td><td>-</td><td>-</td></tr><tr><td>--</td><td>-</td><td>-</td></tr><tr><td>--</td><td>-</td><td>-</td></tr><tr><td>--</td><td>-</td><td>-</td></tr><tr><td>--</td><td>-</td><td>-</td></tr><tr><td>--</td><td>-</td><td>-</td></tr><tr><td>--</td><td>-</td><td>-</td></tr><tr><td>--</td><td>-</td><td>-</td></tr></table>		Output Voltage [V]	Load Current [A]		Input Volt. 100[V]	Input Volt. 230[V]	48	17.07	17.07	--	-	-	--	-	-	--	-	-	--	-	-	--	-	-	--	-	-	--	-	-	--	-	-	--	-	-	--	-	-	--	-	-	--	-	-	--	-	-
Output Voltage [V]	Load Current [A]																																																			
	Input Volt. 100[V]	Input Volt. 230[V]																																																		
48	17.07	17.07																																																		
--	-	-																																																		
--	-	-																																																		
--	-	-																																																		
--	-	-																																																		
--	-	-																																																		
--	-	-																																																		
--	-	-																																																		
--	-	-																																																		
--	-	-																																																		
--	-	-																																																		
--	-	-																																																		
--	-	-																																																		
--	-	-																																																		

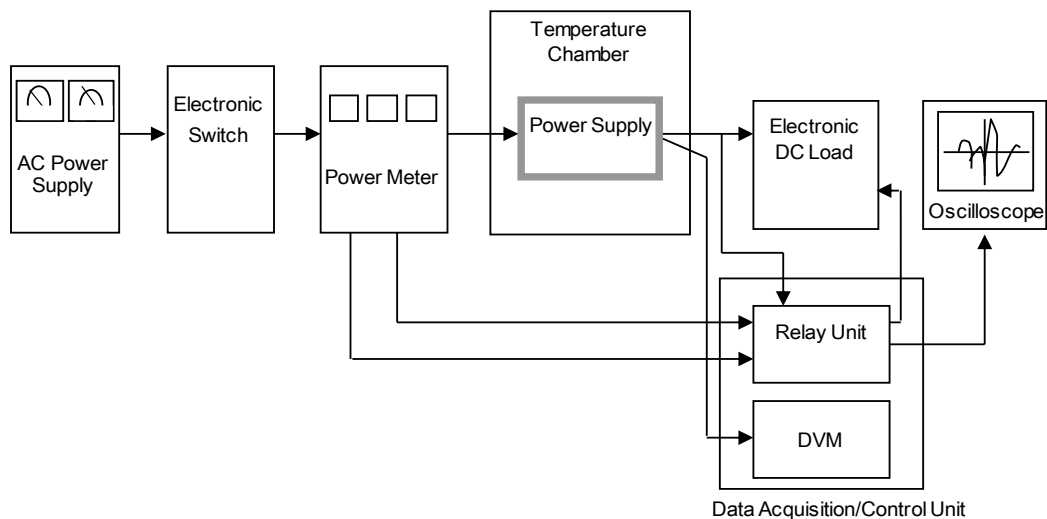


Figure A

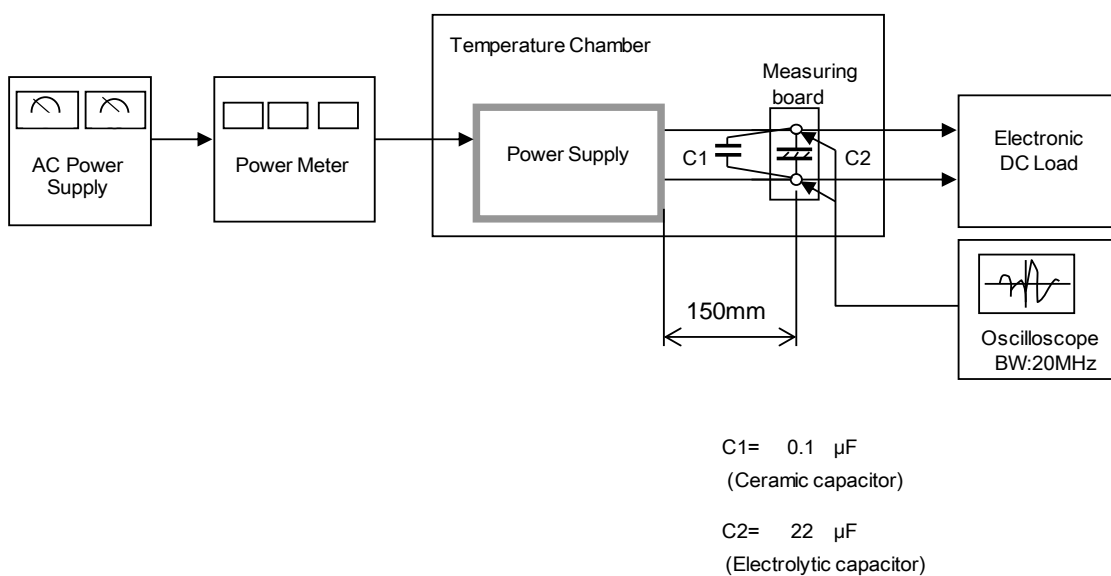


Figure B

