

TEST DATA OF MGS301205

Regulated DC Power Supply
November 26, 2010

Approved by : Kazunari Asano
Kazunari Asano Design Manager

Prepared by : Sho Saito
Sho Saito Design Engineer

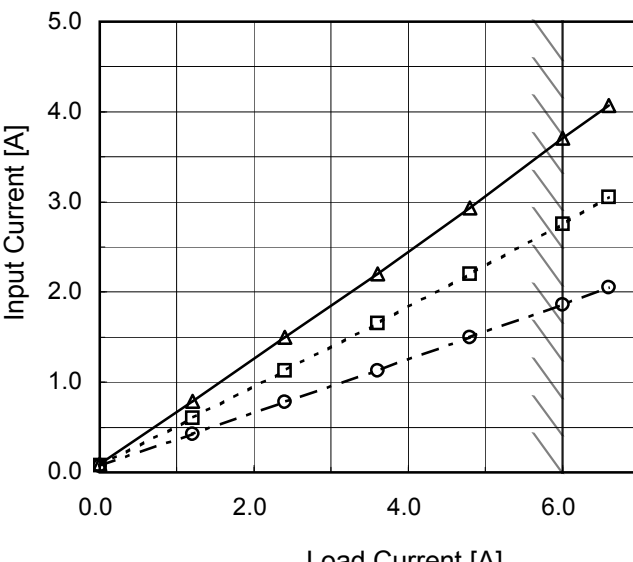
COSEL CO.,LTD.

CONTENTS

1.Input Current (by Input Voltage)	1
2.Input Current (by Load Current)	2
3.Input Power (by Load Current)	3
4.Efficiency (by Input Voltage)	4
5.Efficiency (by Load Current)	5
6.Line Regulation	6
7.Load Regulation	7
8.Dynamic Load Response	8
9.Ripple Voltage (by Load Current)	9
10.Ripple-Noise	10
11.Ripple Voltage (by Ambient Temperature)	11
12.Ambient Temperature Drift	12
13.Output Voltage Accuracy	13
14.Time Lapse Drift	14
15.Rise and Fall Time	15
16.Minimum Input Voltage for Regulated Output Voltage	16
17.Overcurrent Protection	17
18.Overvoltage Protection	18
19.Figure of Testing Circuitry	19

(Final Page 19)

</

Model	MGS301205																																																					
Item	Input Current (by Load Current)	Temperature	25°C																																																			
Object		Testing Circuitry	Figure A																																																			
1.Graph		2.Values																																																				
<div><div><div>—△—</div><div>Input Volt.</div><div>9V</div></div><div><div>---□---</div><div>Input Volt.</div><div>12V</div></div><div><div>---○---</div><div>Input Volt.</div><div>18V</div></div></div>  <p>Note: Slanted line shows the range of the rated load current.</p>		<table><tr><th rowspan="2">Load Current [A]</th><th colspan="3">Input Current [A]</th></tr><tr><th>Input Volt. 9[V]</th><th>Input Volt. 12[V]</th><th>Input Volt. 18[V]</th></tr><tr><td>0.0</td><td>0.094</td><td>0.079</td><td>0.069</td></tr><tr><td>1.2</td><td>0.791</td><td>0.603</td><td>0.423</td></tr><tr><td>2.4</td><td>1.500</td><td>1.130</td><td>0.779</td></tr><tr><td>3.6</td><td>2.200</td><td>1.658</td><td>1.131</td></tr><tr><td>4.8</td><td>2.930</td><td>2.205</td><td>1.499</td></tr><tr><td>6.0</td><td>3.707</td><td>2.757</td><td>1.864</td></tr><tr><td>6.6</td><td>4.073</td><td>3.052</td><td>2.054</td></tr><tr><td>--</td><td>-</td><td>-</td><td>-</td></tr><tr><td>--</td><td>-</td><td>-</td><td>-</td></tr><tr><td>--</td><td>-</td><td>-</td><td>-</td></tr><tr><td>--</td><td>-</td><td>-</td><td>-</td></tr></table>		Load Current [A]	Input Current [A]			Input Volt. 9[V]	Input Volt. 12[V]	Input Volt. 18[V]	0.0	0.094	0.079	0.069	1.2	0.791	0.603	0.423	2.4	1.500	1.130	0.779	3.6	2.200	1.658	1.131	4.8	2.930	2.205	1.499	6.0	3.707	2.757	1.864	6.6	4.073	3.052	2.054	--	-	-	-	--	-	-	-	--	-	-	-	--	-	-	-
Load Current [A]	Input Current [A]																																																					
	Input Volt. 9[V]	Input Volt. 12[V]	Input Volt. 18[V]																																																			
0.0	0.094	0.079	0.069																																																			
1.2	0.791	0.603	0.423																																																			
2.4	1.500	1.130	0.779																																																			
3.6	2.200	1.658	1.131																																																			
4.8	2.930	2.205	1.499																																																			
6.0	3.707	2.757	1.864																																																			
6.6	4.073	3.052	2.054																																																			
--	-	-	-																																																			
--	-	-	-																																																			
--	-	-	-																																																			
--	-	-	-																																																			

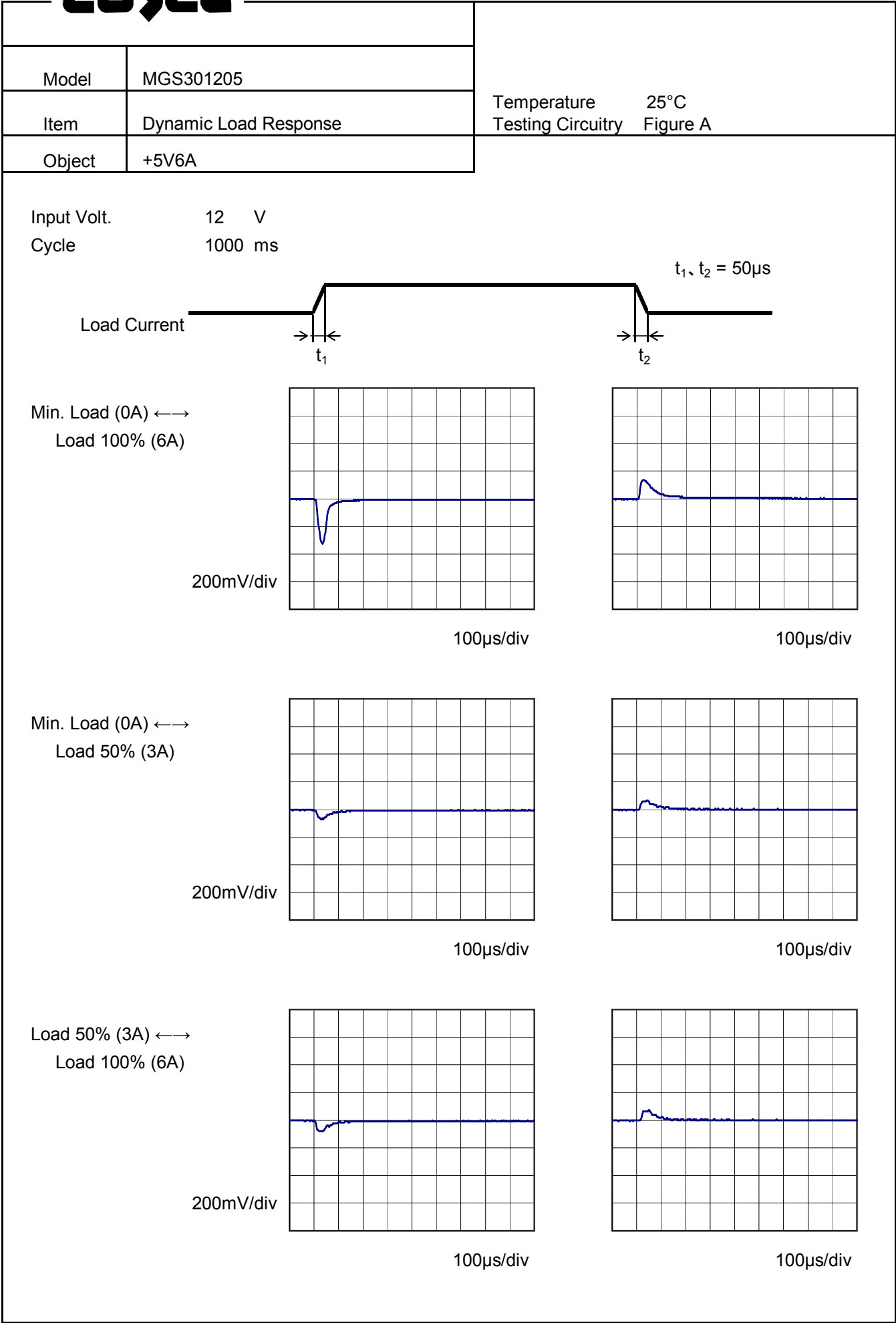
Model	MGS301205																																																					
Item	Input Power (by Load Current)	Temperature	25°C																																																			
Object		Testing Circuitry	Figure A																																																			
1.Graph		2.Values																																																				
<div><div><div>—△—</div><div>Input Volt.</div><div>9V</div></div><div><div>---□---</div><div>Input Volt.</div><div>12V</div></div><div><div>---○---</div><div>Input Volt.</div><div>18V</div></div></div> <p>Input Power [W]</p> <p>Load Current [A]</p> <p>Note: Slanted line shows the range of the rated load current.</p>		<table><tr><th rowspan="2">Load Current [A]</th><th colspan="3">Input Power [W]</th></tr><tr><th>Input Volt. 9[V]</th><th>Input Volt. 12[V]</th><th>Input Volt. 18[V]</th></tr><tr><td>0.0</td><td>0.84</td><td>0.95</td><td>1.25</td></tr><tr><td>1.2</td><td>7.11</td><td>7.26</td><td>7.60</td></tr><tr><td>2.4</td><td>13.46</td><td>13.63</td><td>14.01</td></tr><tr><td>3.6</td><td>19.89</td><td>20.00</td><td>20.40</td></tr><tr><td>4.8</td><td>26.52</td><td>26.55</td><td>26.92</td></tr><tr><td>6.0</td><td>33.29</td><td>33.25</td><td>33.56</td></tr><tr><td>6.6</td><td>36.74</td><td>36.65</td><td>36.94</td></tr><tr><td>--</td><td>-</td><td>-</td><td>-</td></tr><tr><td>--</td><td>-</td><td>-</td><td>-</td></tr><tr><td>--</td><td>-</td><td>-</td><td>-</td></tr><tr><td>--</td><td>-</td><td>-</td><td>-</td></tr></table>		Load Current [A]	Input Power [W]			Input Volt. 9[V]	Input Volt. 12[V]	Input Volt. 18[V]	0.0	0.84	0.95	1.25	1.2	7.11	7.26	7.60	2.4	13.46	13.63	14.01	3.6	19.89	20.00	20.40	4.8	26.52	26.55	26.92	6.0	33.29	33.25	33.56	6.6	36.74	36.65	36.94	--	-	-	-	--	-	-	-	--	-	-	-	--	-	-	-
Load Current [A]	Input Power [W]																																																					
	Input Volt. 9[V]	Input Volt. 12[V]	Input Volt. 18[V]																																																			
0.0	0.84	0.95	1.25																																																			
1.2	7.11	7.26	7.60																																																			
2.4	13.46	13.63	14.01																																																			
3.6	19.89	20.00	20.40																																																			
4.8	26.52	26.55	26.92																																																			
6.0	33.29	33.25	33.56																																																			
6.6	36.74	36.65	36.94																																																			
--	-	-	-																																																			
--	-	-	-																																																			
--	-	-	-																																																			
--	-	-	-																																																			

Model	MGS301205																																
Item	Efficiency (by Input Voltage)	Temperature	25°C																														
		Testing Circuitry	Figure A																														
Object																																	
1.Graph		2.Values																															
<div><div><div>---□---</div><div>Load 50%</div></div><div><div>—△—</div><div>Load 100%</div></div></div> <table><thead><tr><th>Input Voltage [V]</th><th>Load 50%</th><th>Load 100%</th></tr></thead><tbody><tr><td>8.5</td><td>90.3</td><td>90.4</td></tr><tr><td>9.0</td><td>90.9</td><td>90.9</td></tr><tr><td>10.0</td><td>90.9</td><td>91.1</td></tr><tr><td>12.0</td><td>90.2</td><td>91.1</td></tr><tr><td>15.0</td><td>89.2</td><td>90.7</td></tr><tr><td>18.0</td><td>88.1</td><td>90.2</td></tr><tr><td>20.0</td><td>87.5</td><td>89.9</td></tr><tr><td>--</td><td>-</td><td>-</td></tr><tr><td>--</td><td>-</td><td>-</td></tr></tbody></table>		Input Voltage [V]	Load 50%	Load 100%	8.5	90.3	90.4	9.0	90.9	90.9	10.0	90.9	91.1	12.0	90.2	91.1	15.0	89.2	90.7	18.0	88.1	90.2	20.0	87.5	89.9	--	-	-	--	-	-		
Input Voltage [V]	Load 50%	Load 100%																															
8.5	90.3	90.4																															
9.0	90.9	90.9																															
10.0	90.9	91.1																															
12.0	90.2	91.1																															
15.0	89.2	90.7																															
18.0	88.1	90.2																															
20.0	87.5	89.9																															
--	-	-																															
--	-	-																															
Note: Slanted line shows the range of the rated input voltage.																																	

Model	MGS301205	Temperature25°C Testing CircuitryFigure A																																																				
Item	Efficiency (by Load Current)																																																					
Object																																																						
1.Graph		2.Values																																																				
<div><div><div>—△—</div><div>Input Volt.</div><div>9V</div></div><div><div>---□---</div><div>Input Volt.</div><div>12V</div></div><div><div>-·-○-·-</div><div>Input Volt.</div><div>18V</div></div></div> <p>Efficiency [%]</p> <p>Load Current [A]</p>		<table><tr><th rowspan="2">Load Current [A]</th><th colspan="3">Efficiency [%]</th></tr><tr><th>Input Volt. 9[V]</th><th>Input Volt. 12[V]</th><th>Input Volt. 18[V]</th></tr><tr><td>0.0</td><td>-</td><td>-</td><td>-</td></tr><tr><td>1.2</td><td>85.3</td><td>83.7</td><td>79.8</td></tr><tr><td>2.4</td><td>90.2</td><td>89.1</td><td>86.7</td></tr><tr><td>3.6</td><td>91.3</td><td>90.8</td><td>89.0</td></tr><tr><td>4.8</td><td>91.4</td><td>91.3</td><td>90.0</td></tr><tr><td>6.0</td><td>91.0</td><td>91.2</td><td>90.3</td></tr><tr><td>6.6</td><td>90.8</td><td>91.0</td><td>90.3</td></tr><tr><td>--</td><td>-</td><td>-</td><td>-</td></tr><tr><td>--</td><td>-</td><td>-</td><td>-</td></tr><tr><td>--</td><td>-</td><td>-</td><td>-</td></tr><tr><td>--</td><td>-</td><td>-</td><td>-</td></tr></table>		Load Current [A]	Efficiency [%]			Input Volt. 9[V]	Input Volt. 12[V]	Input Volt. 18[V]	0.0	-	-	-	1.2	85.3	83.7	79.8	2.4	90.2	89.1	86.7	3.6	91.3	90.8	89.0	4.8	91.4	91.3	90.0	6.0	91.0	91.2	90.3	6.6	90.8	91.0	90.3	--	-	-	-	--	-	-	-	--	-	-	-	--	-	-	-
Load Current [A]	Efficiency [%]																																																					
	Input Volt. 9[V]	Input Volt. 12[V]	Input Volt. 18[V]																																																			
0.0	-	-	-																																																			
1.2	85.3	83.7	79.8																																																			
2.4	90.2	89.1	86.7																																																			
3.6	91.3	90.8	89.0																																																			
4.8	91.4	91.3	90.0																																																			
6.0	91.0	91.2	90.3																																																			
6.6	90.8	91.0	90.3																																																			
--	-	-	-																																																			
--	-	-	-																																																			
--	-	-	-																																																			
--	-	-	-																																																			
Note: Slanted line shows the range of the rated load current.																																																						

Model	MGS301205	Temperature 25°C Testing Circuitry Figure A																															
Item	Line Regulation																																
Object	+5V6A																																
1.Graph		2.Values																															
<div><div><div>---□---</div><div>Load 50%</div></div><div><div>—△—</div><div>Load 100%</div></div></div> <table><thead><tr><th>Input Voltage [V]</th><th>Output Voltage [V] Load 50%</th><th>Output Voltage [V] Load 100%</th></tr></thead><tbody><tr><td>8.5</td><td>5.061</td><td>5.059</td></tr><tr><td>9.0</td><td>5.061</td><td>5.059</td></tr><tr><td>10.0</td><td>5.061</td><td>5.059</td></tr><tr><td>12.0</td><td>5.061</td><td>5.059</td></tr><tr><td>15.0</td><td>5.060</td><td>5.059</td></tr><tr><td>18.0</td><td>5.060</td><td>5.059</td></tr><tr><td>20.0</td><td>5.060</td><td>5.059</td></tr><tr><td>--</td><td>-</td><td>-</td></tr><tr><td>--</td><td>-</td><td>-</td></tr></tbody></table>		Input Voltage [V]	Output Voltage [V] Load 50%	Output Voltage [V] Load 100%	8.5	5.061	5.059	9.0	5.061	5.059	10.0	5.061	5.059	12.0	5.061	5.059	15.0	5.060	5.059	18.0	5.060	5.059	20.0	5.060	5.059	--	-	-	--	-	-		
Input Voltage [V]	Output Voltage [V] Load 50%	Output Voltage [V] Load 100%																															
8.5	5.061	5.059																															
9.0	5.061	5.059																															
10.0	5.061	5.059																															
12.0	5.061	5.059																															
15.0	5.060	5.059																															
18.0	5.060	5.059																															
20.0	5.060	5.059																															
--	-	-																															
--	-	-																															
Note: Slanted line shows the range of the rated input voltage.																																	

Model	MGS301205	Temperature 25°C Testing Circuitry Figure A																																																				
Item	Load Regulation																																																					
Object	+5V6A																																																					
1.Graph		2.Values																																																				
<div><div><div>—△—</div><div>Input Volt.</div><div>9V</div></div><div><div>---□---</div><div>Input Volt.</div><div>12V</div></div><div><div>---○---</div><div>Input Volt.</div><div>18V</div></div></div> <p>Note: Slanted line shows the range of the rated load current.</p>		<table><tr><th rowspan="2">Load Current [A]</th><th colspan="3">Output Voltage [V]</th></tr><tr><th>Input Volt. 9[V]</th><th>Input Volt. 12[V]</th><th>Input Volt. 18[V]</th></tr><tr><td>0.0</td><td>5.062</td><td>5.062</td><td>5.062</td></tr><tr><td>1.2</td><td>5.061</td><td>5.061</td><td>5.061</td></tr><tr><td>2.4</td><td>5.061</td><td>5.061</td><td>5.061</td></tr><tr><td>3.6</td><td>5.060</td><td>5.060</td><td>5.060</td></tr><tr><td>4.8</td><td>5.060</td><td>5.060</td><td>5.060</td></tr><tr><td>6.0</td><td>5.059</td><td>5.059</td><td>5.059</td></tr><tr><td>6.6</td><td>5.059</td><td>5.059</td><td>5.059</td></tr><tr><td>--</td><td>-</td><td>-</td><td>-</td></tr><tr><td>--</td><td>-</td><td>-</td><td>-</td></tr><tr><td>--</td><td>-</td><td>-</td><td>-</td></tr><tr><td>--</td><td>-</td><td>-</td><td>-</td></tr></table>		Load Current [A]	Output Voltage [V]			Input Volt. 9[V]	Input Volt. 12[V]	Input Volt. 18[V]	0.0	5.062	5.062	5.062	1.2	5.061	5.061	5.061	2.4	5.061	5.061	5.061	3.6	5.060	5.060	5.060	4.8	5.060	5.060	5.060	6.0	5.059	5.059	5.059	6.6	5.059	5.059	5.059	--	-	-	-	--	-	-	-	--	-	-	-	--	-	-	-
Load Current [A]	Output Voltage [V]																																																					
	Input Volt. 9[V]	Input Volt. 12[V]	Input Volt. 18[V]																																																			
0.0	5.062	5.062	5.062																																																			
1.2	5.061	5.061	5.061																																																			
2.4	5.061	5.061	5.061																																																			
3.6	5.060	5.060	5.060																																																			
4.8	5.060	5.060	5.060																																																			
6.0	5.059	5.059	5.059																																																			
6.6	5.059	5.059	5.059																																																			
--	-	-	-																																																			
--	-	-	-																																																			
--	-	-	-																																																			
--	-	-	-																																																			



Model	MGS301205		
Item	Ripple Voltage (by Load Current)	Temperature	25°C
Object	+5V6A	Testing Circuitry	Figure B
1.Graph		2.Values	
<div><div><div><div></div><div>Input Volt. 9V</div></div><div><div></div><div>Input Volt. 18V</div></div></div><div><div><div><div></div><div></div></div><div><div></div><div></div></div><div><div></div><div></div></div><div><div></div><div></div></div><div><div></div><div></div></div><div><div></div><div></div></div><div><div></div><div></div></div><div><div></div><div></div></div><div><div></div><div></div></div><div><div></div><div></div></div><div><div></div><div></div></div><div><div></div><div></div></div><div><div></div><div></div></div><div><div></div><div></div></div><div><div></div><div></div></div><div><div></div><div></div></div><div><div></div><div></div></div><div><div></div><div></div></div><div><div></div><div></div></div><div><div></div><div></div></div><div><div></div><div></div></div><div><div></div><div></div></div><div><div></div><div></div></div><div><div></div><div></div></div><div><div></div><div></div></div><div><div></div><div></div></div><div><div></div><div></div></div><div><div></div><div></div></div><div><div></div><div></div></div><div><div></div><div></div></div><div><div></div><div></div></div><div><div></div><div></div></div><div><div></div><div></div></div><div><div></div><div></div></div><div><div></div><div></div></div><div><div></div><div></div></div><div><div></div><div></div></div><div><div></div><div></div></div><div><div></div><div></div></div><div><div></div><div></div></div><div><div></div><div></div></div><div><div></div><div></div></div><div><div></div><div></div></div><div><div></div><div></div></div><div><div></div><div></div></div><div><div></div><div></div></div><div><div></div><div></div></div><div><div></div><div></div></div><div><div></div><div></div></div><div><div></div><div></div></div><div><div></div><div></div></div><div><div></div><div></div></div><div><div></div><div></div></div><div><div></div><div></div></div><div><div></div><div></div></div><div><div></div><div></div></div><div><div></div><div></div></div><div><div></div><div></div></div><div><div></div><div></div></div><div><div></div><div></div></div><div><div></div><div></div></div><div><div></div><div></div></div><div><div></div><div></div></div><div><div></div><div></div></div><div><div></div><div></div></div><div><div></div><div></div></div><div><div></div><div></div></div><div><div></div><div></div></div><div><div></div><div></div></div><div><div></div><div></div></div><div><div></div><div></div></div><div><div></div><div></div></div><div><div></div><div></div></div><div><div></div><div></div></div><div><div></div><div></div></div><div><div></div><div></div></div><div><div></div><div></div></div><div><div></div><div></div></div><div><div></div><div></div></div><div><div></div><div></div></div><div><div></div><div></div></div><div><div></div><div></div></div><div><div></div><div></div></div><div><div></div><div></div></div><div><div></div><div></div></div><div><div></div><div></div></div><div><div></div><div></div></div><div><div></div><div></div></div><div><div></div><div></div></div><div><div></div><div></div></div><div><div></div><div></div></div><div><div></div><div></div></div><div><div></div><div></div></div><div><div></div><div></div></div><div><div></div><div></div></div><div><div></div><div></div></div><div><div></div><div></div></div><div><div></div><div></div></div><div><div></div><div></div></div><div><div></div><div></div></div><div><div></div><div></div></div><div><div></div><div></div></div><div><div></div><div></div></div><div><div></div><div></div></div><div><div></div><div></div></div><div><div></div><div></div></div><div><div></div><div></div></div><div><div></div><div></div></div><div><div></div><div></div></div><div><div></div><div></div></div><div><div></div><div></div></div><div><div></div><div></div></div><div><div></div><div></div></div><div><div></div><div></div></div><div><div></div><div></div></div><div><div></div><div></div></div><div><div></div><div></div></div><div><div></div><div></div></div><div><div></div><div></div></div><div><div></div><div></div></div><div><div></div><div></div></div><div><div></div><div></div></div><div><div></div><div></div></div><div><div></div><div></div></div><div><div></div><div></div></div><div><div></div><div></div></div><div><div></div><div></div></div><div><div></div><div></div></div><div><div></div><div></div></div><div><div></div><div></div></div><div><div></div><div></div></div><div><div></div><div></div></div><div><div></div><div></div></div><div><div></div><div></div></div><div><div></div><div></div></div><div><div></div><div></div></div><div><div></div><div></div></div><div><div></div><div></div></div><div><div></div><div></div></div><div><div></div><div></div></div><div><div></div><div></div></div><div><div></div><div></div></div><div><div></div><div></div></div><div><div></div><div></div></div><div><div></div><div></div></div><div><div></div><div></div></div><div><div></div><div></div></div><div><div></div><div></div></div><div><div></div><div></div></div><div><div></div><div></div></div><div><div></div><div></div></div><div><div></div><div></div></div><div><div></div><div></div></div><div><div></div><div></div></div><div><div></div><div></div></div><div><div></div><div></div></div><div><div></div><div></div></div><div><div></div><div></div></div><div><div></div><div></div></div><div><div></div><div></div></div><div><div></div><div></div></div><div><div></div><div></div></div><div><div></div><div></div></div><div><div></div><div></div></div><div><div></div><div></div></div><div><div></div><div></div></div><div><div></div><div></div></div><div><div></div><div></div></div><div><div></div><div></div></div><div><div></div><div></div></div><div><div></div><div></div></div><div><div></div><div></div></div><div><div></div><div></div></div><div><div></div><div></div></div><div><div></div><div></div></div><div><div></div><div></div></div><div><div></div><div></div></div><div><div></div><div></div></div><div><div></div><div></div></div><div><div></div><div></div></div><div><div></div><div></div></div><div><div></div><div></div></div><div><div></div><div></div></div><div><div></div><div></div></div><div><div></div><div></div></div><div><div></div><div></div></div><div><div></div><div></div></div><div><div></div><div></div></div><div><div></div><div></div></div><div><div></div><div></div></div><div><div></div><div></div></div><div><div></div><div></div></div><div><div></div><div></div></div><div><div></div><div></div></div><div><div></div><div></div></div><div><div></div><div></div></div><div><div></div><div></div></div><div><div></div><div></div></div><div><div></div><div></div></div><div><div></div><div></div></div><div><div></div><div></div></div><div><div></div><div></div></div><div><div></div><div></div></div><div><div></div><div></div></div><div><div></div><div></div></div><div><div></div><div></div></div><div><div></div><div></div></div><div><div></div><div></div></div><div><div></div><div></div></div><div><div></div><div></div></div><div><div></div><div></div></div><div><div></div><div></div></div><div><div></div><div></div></div><div><div></div><div></div></div><div><div></div><div></div></div><div><div></div><div></div></div><div><div></div><div></div></div><div><div></div><div></div></div><div><div></div><div></div></div><div><div></div><div></div></div><div><div></div><div></div></div><div><div></div><div></div></div><div><div></div><div></div></div><div><div></div><div></div></div><div><div></div><div></div></div><div><div></div><div></div></div><div><div></div><div></div></div><div><div></div><div></div></div><div><div></div><div></div></div><div><div></div><div></div></div><div><div></div><div></div></div><div><div></div><div></div></div><div><div></div><div></div></div><div><div></div><div></div></div><div><div></div><div></div></div><div><div></div><div></div></div><div><div></div><div></div></div><div><div></div><div></div></div><div><div></div><div></div></div><div><div></div><div></div></div><div><div></div><div></div></div><div><div></div><div></div></div><div><div></div><div></div></div><div><div></div><div></div></div><div><div></div><div></div></div><div><div></div><div></div></div><div><div></div><div></div></div><div><div></div><div></div></div><div><div></div><div></div></div><div><div></div><div></div></div><div><div></div><div></div></div><div><div></div><div></div></div><div><div></div><div></div></div><div><div></div><div></div></div><div><div></div><div></div></div><div><div></div><div></div></div><div><div></div><div></div></div><div><div></div><div></div></div><div><div></div><div></div></div><div><div></div><div></div></div><div><div></div><div></div></div><div><div></div><div></div></div><div><div></div><div></div></div><div><div></div><div></div></div><div><div></div><div></div></div><div><div></div><div></div></div><div><div></div><div></div></div><div><div></div><div></div></div><div><div></div><div></div></div><div><div></div><div></div></div><div><div></div><div></div></div><div><div></div><div></div></div><div><div></div><div></div></div><div><div></div><div></div></div><div><div></div><div></div></div><div><div></div><div></div></div><div><div></div><div></div></div><div><div></div><div></div></div><div><div></div><div></div></div><div><div></div><div></div></div><div><div></div><div></div></div><div><div></div><div></div></div><div><div></div><div></div></div><div><div></div><div></div></div><div><div></div><div></div></div><div><div></div><div></div></div><div><div></div><div></div></div><div><div></div><div></div></div><div><div></div><div></div></div><div><div></div><div></div></div><div><div></div><div></div></div><div><div></div><div></div></div><div><div></div><div></div></div><div><div></div><div></div></div><div><div></div><div></div></div><div><div></div><div></div></div><div><div></div><div></div></div><div><div></div><div></div></div><div><div></div><div></div></div><div><div></div><div></div></div><div><div></div><div></div></div><div><div></div><div></div></div><div><div></div><div></div></div><div><div></div><div></div></div><div><div></div><div></div></div><div><div></div><div></div></div><div><div></div><div></div></div><div><div></div><div></div></div><div><div></div><div></div></div><div><div></div><div></div></div><div><div></div><div></div></div><div><div></div><div></div></div><div><div></div><div></div></div><div><div></div><div></div></div><div><div></div><div></div></div><div><div></div><div></div></div><div><div></div><div></div></div><div><div></div><div></div></div><div><div></div><div></div></div><div><div></div><div></div></div><div><div></div><div></div></div><div><div></div><div></div></div><div><div></div><div></div></div><div><div></div><div></div></div><div><div></div><div></div></div><div><div></div><div></div></div><div><div></div><div></div></div><div><div></div><div></div></div><div><div></div><div></div></div><div><div></div><div></div></div><div><div></div><div></div></div><div><div></div><div></div></div><div><div></div><div></div></div><div><div></div><div></div></div><div><div></div><div></div></div><div><div></div><div></div></div><div><div></div><div></div></div><div><div></div><div></div></div><div><div></div><div></div></div><div><div></div><div></div></div><div><div></div><div></div></div><div><div></div><div></div></div><div><div></div><div></div></div><div><div></div><div></div></div><div><div></div><div></div></div><div><div></div><div></div></div><div><div></div><div></div></div><div><div></div><div></div></div><div><div></div><div></div></div><div><div></div><div></div></div><div><div></div><div></div></div><div><div></div><div></div></div><div><div></div><div></div></div><div><div></div><div></div></div><div><div></div><div></div></div><div><div></div><div></div></div><div><div></div><div></div></div><div><div></div><div></div></div><div><div></div><div></div></div><div><div></div><div></div></div><div><div></div><div></div></div><div><div></div><div></div></div><div><div></div><div></div></div><div><div></div><div></div></div><div><div></div><div></div></div><div><div></div><div></div></div><div><div></div><div></div></div><div><div></div><div></div></div><div><div></div><div></div></div><div><div></div><div></div></div><div><div></div><div></div></div><div><div></div><div></div></div><div><div></div><div></div></div><div><div></div><div></div></div><div><div></div><div></div></div><div><div></div><div></div></div><div><div></div><div></div></div><div><div></div><div></div></div><div><div></div><div></div></div><div><div></div></div></div></div></div>			

BC-10502

Model	MGS301205																																																					
Item	Ambient Temperature Drift	Testing Circuitry Figure A																																																				
Object	+5V6A																																																					
1.Graph		2.Values																																																				
<div><div><div>—△—</div><div>Input Volt.</div><div>9V</div></div><div><div>---□---</div><div>Input Volt.</div><div>12V</div></div><div><div>---○---</div><div>Input Volt.</div><div>18V</div></div></div> <p>Output Voltage [V]</p> <p>Ambient Temperature [°C]</p> <p>Load 100%</p> <p>Note: Slanted line shows the range of the rated ambient temperature.</p>		<table><tr><th rowspan="2">Ambient Temperature [°C]</th><th colspan="3">Output Voltage [V]</th></tr><tr><th>Input Volt. 9[V]</th><th>Input Volt. 12[V]</th><th>Input Volt. 18[V]</th></tr><tr><td>-60</td><td>5.029</td><td>5.030</td><td>5.031</td></tr><tr><td>-40</td><td>5.039</td><td>5.041</td><td>5.042</td></tr><tr><td>-20</td><td>5.048</td><td>5.049</td><td>5.049</td></tr><tr><td>0</td><td>5.054</td><td>5.055</td><td>5.055</td></tr><tr><td>25</td><td>5.059</td><td>5.059</td><td>5.059</td></tr><tr><td>60</td><td>5.059</td><td>5.059</td><td>5.058</td></tr><tr><td>65</td><td>5.058</td><td>5.058</td><td>5.058</td></tr><tr><td>--</td><td>-</td><td>-</td><td>-</td></tr><tr><td>--</td><td>-</td><td>-</td><td>-</td></tr><tr><td>--</td><td>-</td><td>-</td><td>-</td></tr><tr><td>--</td><td>-</td><td>-</td><td>-</td></tr></table>		Ambient Temperature [°C]	Output Voltage [V]			Input Volt. 9[V]	Input Volt. 12[V]	Input Volt. 18[V]	-60	5.029	5.030	5.031	-40	5.039	5.041	5.042	-20	5.048	5.049	5.049	0	5.054	5.055	5.055	25	5.059	5.059	5.059	60	5.059	5.059	5.058	65	5.058	5.058	5.058	--	-	-	-	--	-	-	-	--	-	-	-	--	-	-	-
Ambient Temperature [°C]	Output Voltage [V]																																																					
	Input Volt. 9[V]	Input Volt. 12[V]	Input Volt. 18[V]																																																			
-60	5.029	5.030	5.031																																																			
-40	5.039	5.041	5.042																																																			
-20	5.048	5.049	5.049																																																			
0	5.054	5.055	5.055																																																			
25	5.059	5.059	5.059																																																			
60	5.059	5.059	5.058																																																			
65	5.058	5.058	5.058																																																			
--	-	-	-																																																			
--	-	-	-																																																			
--	-	-	-																																																			
--	-	-	-																																																			



Model		MGS301205	Testing Circuitry Figure A
Item		Output Voltage Accuracy	
Object		+5V6A	

1. Output Voltage Accuracy

This is defined as the value of the output voltage, regulation load, ambient temperature and input voltage varied at random in the range as specified below.

Temperature : -40 - 60°C

Input Voltage : 9 - 18V

Load Current : 0 - 6A

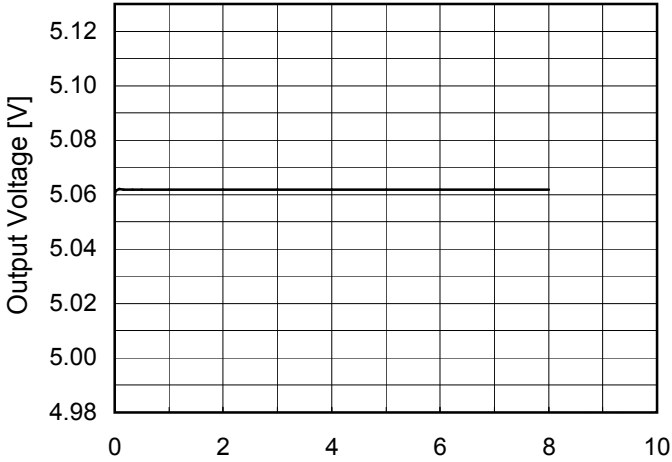
* Output Voltage Accuracy = $\pm(\text{Maximum of Output Voltage} - \text{Minimum of Output Voltage}) / 2$

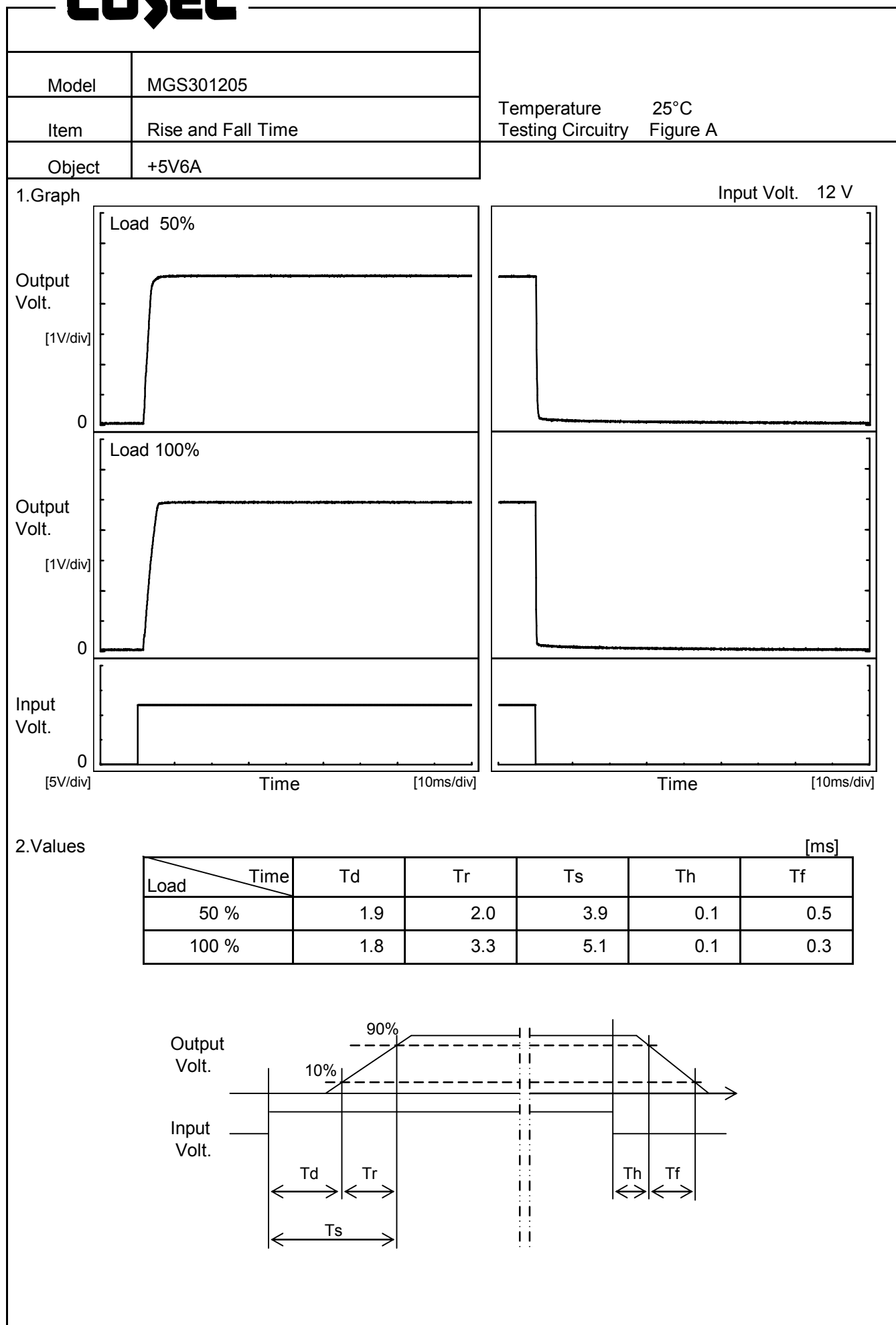
* Output Voltage Accuracy (Ratio) = $\frac{\text{Output Voltage Accuracy}}{\text{Rated Output Voltage}} \times 100$

2. Values

Item	Temperature [°C]	Input Voltage[V]	Output		Output Voltage Accuracy	
			Current[A]	Voltage[V]	Value [mV]	Ratio [%]
Maximum Voltage	60	9	0	5.062	±12	±0.2
Minimum Voltage	-40	9	6	5.039		



Model	MGS301205																								
Item	Time Lapse Drift	Temperature	25°C																						
		Testing Circuitry	Figure A																						
Object	+5V6A																								
1.Graph		2.Values																							
<div><p>Output Voltage [V]</p><p>Time [H]</p><p>Input Volt. 12V</p><p>Load 100%</p></div>		<table><tr><th>Time since start [H]</th><th>Output Voltage [V]</th></tr><tr><td>0.0</td><td>5.059</td></tr><tr><td>0.5</td><td>5.062</td></tr><tr><td>1.0</td><td>5.062</td></tr><tr><td>2.0</td><td>5.062</td></tr><tr><td>3.0</td><td>5.062</td></tr><tr><td>4.0</td><td>5.062</td></tr><tr><td>5.0</td><td>5.062</td></tr><tr><td>6.0</td><td>5.062</td></tr><tr><td>7.0</td><td>5.062</td></tr><tr><td>8.0</td><td>5.062</td></tr></table>		Time since start [H]	Output Voltage [V]	0.0	5.059	0.5	5.062	1.0	5.062	2.0	5.062	3.0	5.062	4.0	5.062	5.0	5.062	6.0	5.062	7.0	5.062	8.0	5.062
Time since start [H]	Output Voltage [V]																								
0.0	5.059																								
0.5	5.062																								
1.0	5.062																								
2.0	5.062																								
3.0	5.062																								
4.0	5.062																								
5.0	5.062																								
6.0	5.062																								
7.0	5.062																								
8.0	5.062																								



		Testing Circuitry Figure A																																						
Model	MGS301205																																							
Item	Minimum Input Voltage for Regulated Output Voltage																																							
Object	+5V6A																																							
1.Graph		2.Values																																						
<div><div><div>---□---</div><div>Load 50%</div></div><div><div>—△—</div><div>Load 100%</div></div></div> <p>Note: Slanted line shows the range of the rated ambient temperature.</p>																																								
		<table><tr><th rowspan="2">Ambient Temperature [°C]</th><th colspan="2">Input Voltage [V]</th></tr><tr><th>Load 50%</th><th>Load 100%</th></tr><tr><td>-60</td><td>8.1</td><td>8.2</td></tr><tr><td>-40</td><td>8.1</td><td>8.1</td></tr><tr><td>-20</td><td>8.1</td><td>8.1</td></tr><tr><td>0</td><td>8.0</td><td>8.1</td></tr><tr><td>25</td><td>8.0</td><td>8.1</td></tr><tr><td>60</td><td>8.0</td><td>8.1</td></tr><tr><td>65</td><td>8.0</td><td>8.1</td></tr><tr><td>--</td><td>-</td><td>-</td></tr><tr><td>--</td><td>-</td><td>-</td></tr><tr><td>--</td><td>-</td><td>-</td></tr><tr><td>--</td><td>-</td><td>-</td></tr></table>	Ambient Temperature [°C]	Input Voltage [V]		Load 50%	Load 100%	-60	8.1	8.2	-40	8.1	8.1	-20	8.1	8.1	0	8.0	8.1	25	8.0	8.1	60	8.0	8.1	65	8.0	8.1	--	-	-	--	-	-	--	-	-	--	-	-
Ambient Temperature [°C]	Input Voltage [V]																																							
	Load 50%		Load 100%																																					
-60	8.1		8.2																																					
-40	8.1	8.1																																						
-20	8.1	8.1																																						
0	8.0	8.1																																						
25	8.0	8.1																																						
60	8.0	8.1																																						
65	8.0	8.1																																						
--	-	-																																						
--	-	-																																						
--	-	-																																						
--	-	-																																						

Model	MGS301205																																																									
Item	Overcurrent Protection	Temperature	25°C																																																							
Object	+5V6A	Testing Circuitry	Figure A																																																							
1.Graph		2.Values																																																								
<div><div><div></div><div></div><div></div></div><div><div>Input Volt. 9V</div><div>Input Volt. 12V</div><div>Input Volt. 18V</div></div></div> <p>Note: Slanted line shows the range of the rated load current.</p> <p>Intermittent operation occurs when overcurrent protection is activated.</p>		<table><tr><th rowspan="2">Output Voltage [V]</th><th colspan="3">Load Current [A]</th></tr><tr><th>Input Volt. 9[V]</th><th>Input Volt. 12[V]</th><th>Input Volt. 18[V]</th></tr><tr><td>5.00</td><td>7.39</td><td>7.39</td><td>7.26</td></tr><tr><td>4.75</td><td>-</td><td>-</td><td>-</td></tr><tr><td>4.50</td><td>-</td><td>-</td><td>-</td></tr><tr><td>4.00</td><td>-</td><td>-</td><td>-</td></tr><tr><td>3.50</td><td>-</td><td>-</td><td>-</td></tr><tr><td>3.00</td><td>-</td><td>-</td><td>-</td></tr><tr><td>2.50</td><td>-</td><td>-</td><td>-</td></tr><tr><td>2.00</td><td>-</td><td>-</td><td>-</td></tr><tr><td>1.50</td><td>-</td><td>-</td><td>-</td></tr><tr><td>1.00</td><td>-</td><td>-</td><td>-</td></tr><tr><td>0.50</td><td>-</td><td>-</td><td>-</td></tr><tr><td>0.00</td><td>-</td><td>-</td><td>-</td></tr></table>		Output Voltage [V]	Load Current [A]			Input Volt. 9[V]	Input Volt. 12[V]	Input Volt. 18[V]	5.00	7.39	7.39	7.26	4.75	-	-	-	4.50	-	-	-	4.00	-	-	-	3.50	-	-	-	3.00	-	-	-	2.50	-	-	-	2.00	-	-	-	1.50	-	-	-	1.00	-	-	-	0.50	-	-	-	0.00	-	-	-
Output Voltage [V]	Load Current [A]																																																									
	Input Volt. 9[V]	Input Volt. 12[V]	Input Volt. 18[V]																																																							
5.00	7.39	7.39	7.26																																																							
4.75	-	-	-																																																							
4.50	-	-	-																																																							
4.00	-	-	-																																																							
3.50	-	-	-																																																							
3.00	-	-	-																																																							
2.50	-	-	-																																																							
2.00	-	-	-																																																							
1.50	-	-	-																																																							
1.00	-	-	-																																																							
0.50	-	-	-																																																							
0.00	-	-	-																																																							

Model	MGS301205																																								
Item	Overvoltage Protection	Testing Circuitry Figure A																																							
Object	+5V6A																																								
1.Graph		2.Values																																							
<div><div><div>—△—</div><div>Input Volt. 12V</div></div><div><div>---□---</div><div>Input Volt. 18V</div></div></div> <p>Operating Point [V]</p> <p>Ambient Temperature [°C]</p> <p>Load 0%</p> <p>Note: Slanted line shows the range of the rated ambient temperature.</p>		<table><tr><th rowspan="2">Ambient Temperature [°C]</th><th colspan="2">Operating Point [V]</th></tr><tr><th>Input Volt. 12[V]</th><th>Input Volt. 18[V]</th></tr><tr><td>-60</td><td>7.06</td><td>7.06</td></tr><tr><td>-40</td><td>7.04</td><td>7.04</td></tr><tr><td>-20</td><td>7.03</td><td>7.03</td></tr><tr><td>0</td><td>7.02</td><td>7.02</td></tr><tr><td>25</td><td>7.02</td><td>7.02</td></tr><tr><td>60</td><td>7.02</td><td>7.02</td></tr><tr><td>65</td><td>7.02</td><td>7.02</td></tr><tr><td>--</td><td>-</td><td>-</td></tr><tr><td>--</td><td>-</td><td>-</td></tr><tr><td>--</td><td>-</td><td>-</td></tr><tr><td>--</td><td>-</td><td>-</td></tr></table>		Ambient Temperature [°C]	Operating Point [V]		Input Volt. 12[V]	Input Volt. 18[V]	-60	7.06	7.06	-40	7.04	7.04	-20	7.03	7.03	0	7.02	7.02	25	7.02	7.02	60	7.02	7.02	65	7.02	7.02	--	-	-	--	-	-	--	-	-	--	-	-
Ambient Temperature [°C]	Operating Point [V]																																								
	Input Volt. 12[V]	Input Volt. 18[V]																																							
-60	7.06	7.06																																							
-40	7.04	7.04																																							
-20	7.03	7.03																																							
0	7.02	7.02																																							
25	7.02	7.02																																							
60	7.02	7.02																																							
65	7.02	7.02																																							
--	-	-																																							
--	-	-																																							
--	-	-																																							
--	-	-																																							

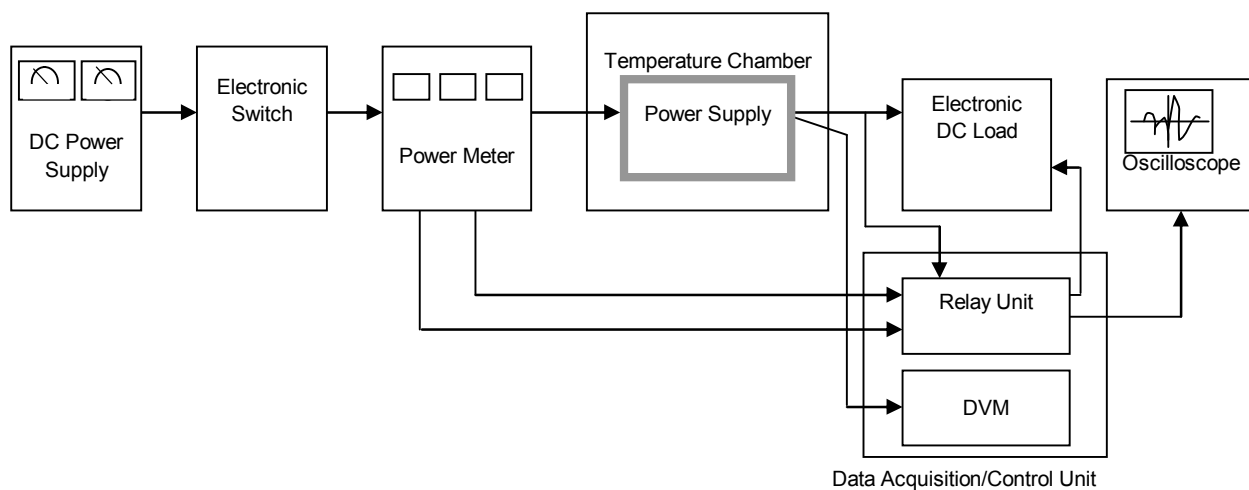


Figure A

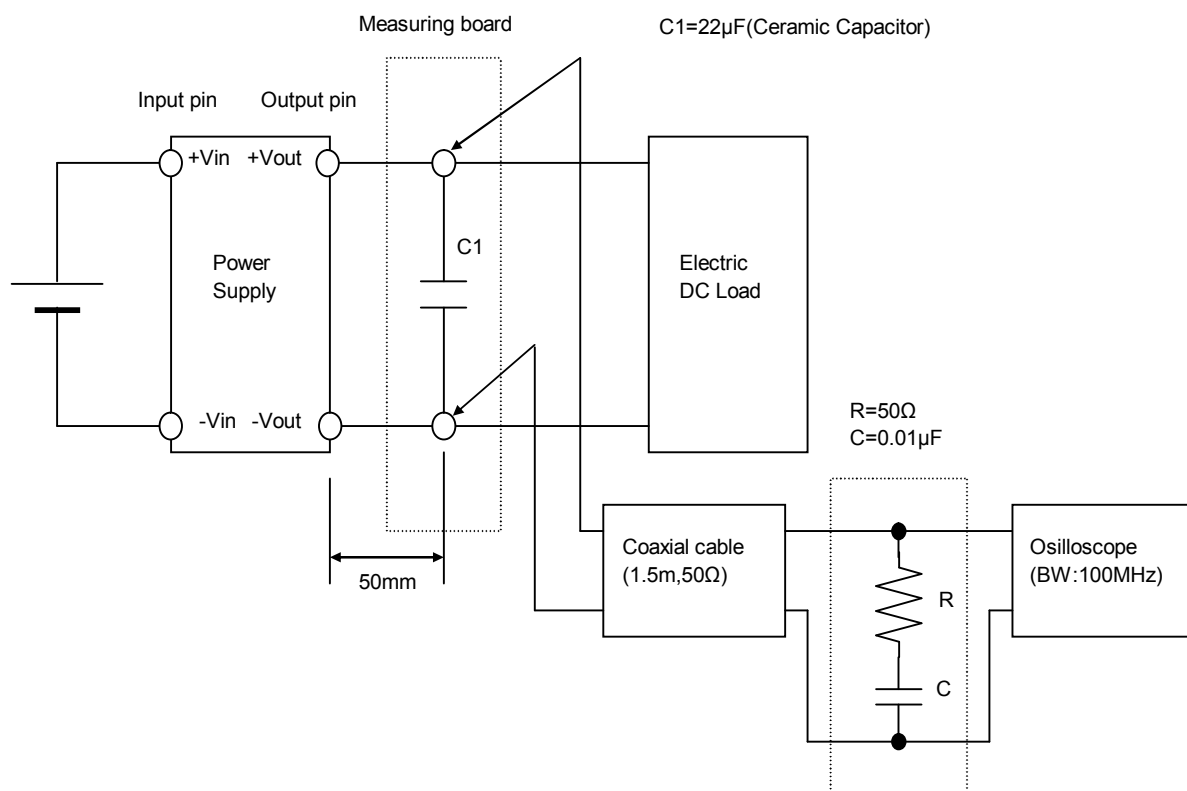


Figure B (Ripple and Ripple noise Characteristic)