

# TEST DATA OF MUS30512

Regulated DC Power Supply  
February 3, 2025

Approved by : Kenichi Tsukada  
Design Manager

Prepared by : Soichiro Kawaguchi  
Design Engineer

**COSEL CO.,LTD.**

## CONTENTS

1.Input Current (by Load Current) . . . . .	1
2.Efficiency (by Load Current) . . . . .	2
3.Line Regulation . . . . .	3
4.Load Regulation . . . . .	4
5.Ripple-Noise . . . . .	4
6.Dynamic Load Response . . . . .	5
7.Rise and Fall Time . . . . .	6
8.Overcurrent Protection . . . . .	7
9.Ambient Temperature Drift . . . . .	8
10.Minimum Input Voltage for Regulated Output Voltage . . . . .	8
11.Figure of Testing Circuitry . . . . .	9

(Final Page 9)

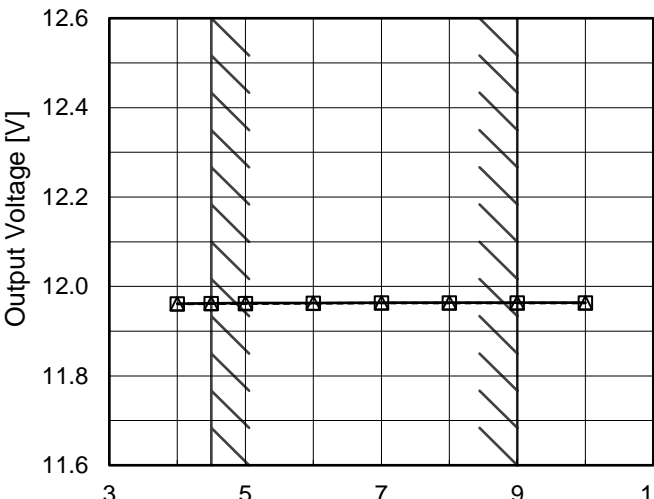
**COSEL**

COSEL																																																						
Model	MUS30512																																																					
Item	Input Current (by Load Current)	Temperature	25°C																																																			
Object	_____	Testing Circuitry	Figure A																																																			
1.Graph		2.Values																																																				
<div><div>—△—</div><div>Input Volt.</div><div>4.5V</div></div> <div><div>---□---</div><div>Input Volt.</div><div>5V</div></div> <div><div>---○---</div><div>Input Volt.</div><div>9V</div></div> <p>Note: Slanted line shows the range of the rated load current.</p>		<table><tr><th rowspan="2">Load Current [A]</th><th colspan="3">Input Current [A]</th></tr><tr><th>Input Volt. 4.5[V]</th><th>Input Volt. 5[V]</th><th>Input Volt. 9[V]</th></tr><tr><td>0.000</td><td>0.018</td><td>0.016</td><td>0.014</td></tr><tr><td>0.050</td><td>0.170</td><td>0.152</td><td>0.094</td></tr><tr><td>0.100</td><td>0.309</td><td>0.286</td><td>0.166</td></tr><tr><td>0.150</td><td>0.459</td><td>0.421</td><td>0.240</td></tr><tr><td>0.200</td><td>0.616</td><td>0.549</td><td>0.313</td></tr><tr><td>0.250</td><td>0.780</td><td>0.692</td><td>0.389</td></tr><tr><td>0.275</td><td>0.842</td><td>0.766</td><td>0.430</td></tr><tr><td>--</td><td>-</td><td>-</td><td>-</td></tr><tr><td>--</td><td>-</td><td>-</td><td>-</td></tr><tr><td>--</td><td>-</td><td>-</td><td>-</td></tr><tr><td>--</td><td>-</td><td>-</td><td>-</td></tr></table>		Load Current [A]	Input Current [A]			Input Volt. 4.5[V]	Input Volt. 5[V]	Input Volt. 9[V]	0.000	0.018	0.016	0.014	0.050	0.170	0.152	0.094	0.100	0.309	0.286	0.166	0.150	0.459	0.421	0.240	0.200	0.616	0.549	0.313	0.250	0.780	0.692	0.389	0.275	0.842	0.766	0.430	--	-	-	-	--	-	-	-	--	-	-	-	--	-	-	-
Load Current [A]	Input Current [A]																																																					
	Input Volt. 4.5[V]	Input Volt. 5[V]	Input Volt. 9[V]																																																			
0.000	0.018	0.016	0.014																																																			
0.050	0.170	0.152	0.094																																																			
0.100	0.309	0.286	0.166																																																			
0.150	0.459	0.421	0.240																																																			
0.200	0.616	0.549	0.313																																																			
0.250	0.780	0.692	0.389																																																			
0.275	0.842	0.766	0.430																																																			
--	-	-	-																																																			
--	-	-	-																																																			
--	-	-	-																																																			
--	-	-	-																																																			

**COSEL**

Model		MUS30512	Temperature		25°C																																																			
Item		Efficiency (by Load Current)	Testing Circuitry		Figure A																																																			
Object																																																								
1.Graph			2.Values																																																					
<div><div><div>—△—</div><div>Input Volt.</div><div>4.5V</div></div><div><div>---□---</div><div>Input Volt.</div><div>5V</div></div><div><div>-○-</div><div>Input Volt.</div><div>9V</div></div></div> <p>Efficiency [%]</p> <p>Load Current [A]</p> <p>Note: Slanted line shows the range of the rated load current.</p>			<table><tr><th rowspan="2">Load Current [A]</th><th colspan="3">Efficiency [%]</th></tr><tr><th>Input Volt. 4.5[V]</th><th>Input Volt. 5[V]</th><th>Input Volt. 9[V]</th></tr><tr><td>0.000</td><td>-</td><td>-</td><td>-</td></tr><tr><td>0.050</td><td>81.1</td><td>81.2</td><td>75.1</td></tr><tr><td>0.100</td><td>85.7</td><td>84.8</td><td>81.3</td></tr><tr><td>0.150</td><td>85.2</td><td>85.3</td><td>83.6</td></tr><tr><td>0.200</td><td>85.2</td><td>85.4</td><td>84.6</td></tr><tr><td>0.250</td><td>84.5</td><td>85.0</td><td>85.0</td></tr><tr><td>0.275</td><td>84.3</td><td>84.7</td><td>84.9</td></tr><tr><td>--</td><td>-</td><td>-</td><td>-</td></tr><tr><td>--</td><td>-</td><td>-</td><td>-</td></tr><tr><td>--</td><td>-</td><td>-</td><td>-</td></tr><tr><td>--</td><td>-</td><td>-</td><td>-</td></tr></table>			Load Current [A]	Efficiency [%]			Input Volt. 4.5[V]	Input Volt. 5[V]	Input Volt. 9[V]	0.000	-	-	-	0.050	81.1	81.2	75.1	0.100	85.7	84.8	81.3	0.150	85.2	85.3	83.6	0.200	85.2	85.4	84.6	0.250	84.5	85.0	85.0	0.275	84.3	84.7	84.9	--	-	-	-	--	-	-	-	--	-	-	-	--	-	-	-
Load Current [A]	Efficiency [%]																																																							
	Input Volt. 4.5[V]	Input Volt. 5[V]	Input Volt. 9[V]																																																					
0.000	-	-	-																																																					
0.050	81.1	81.2	75.1																																																					
0.100	85.7	84.8	81.3																																																					
0.150	85.2	85.3	83.6																																																					
0.200	85.2	85.4	84.6																																																					
0.250	84.5	85.0	85.0																																																					
0.275	84.3	84.7	84.9																																																					
--	-	-	-																																																					
--	-	-	-																																																					
--	-	-	-																																																					
--	-	-	-																																																					

**COSEL**

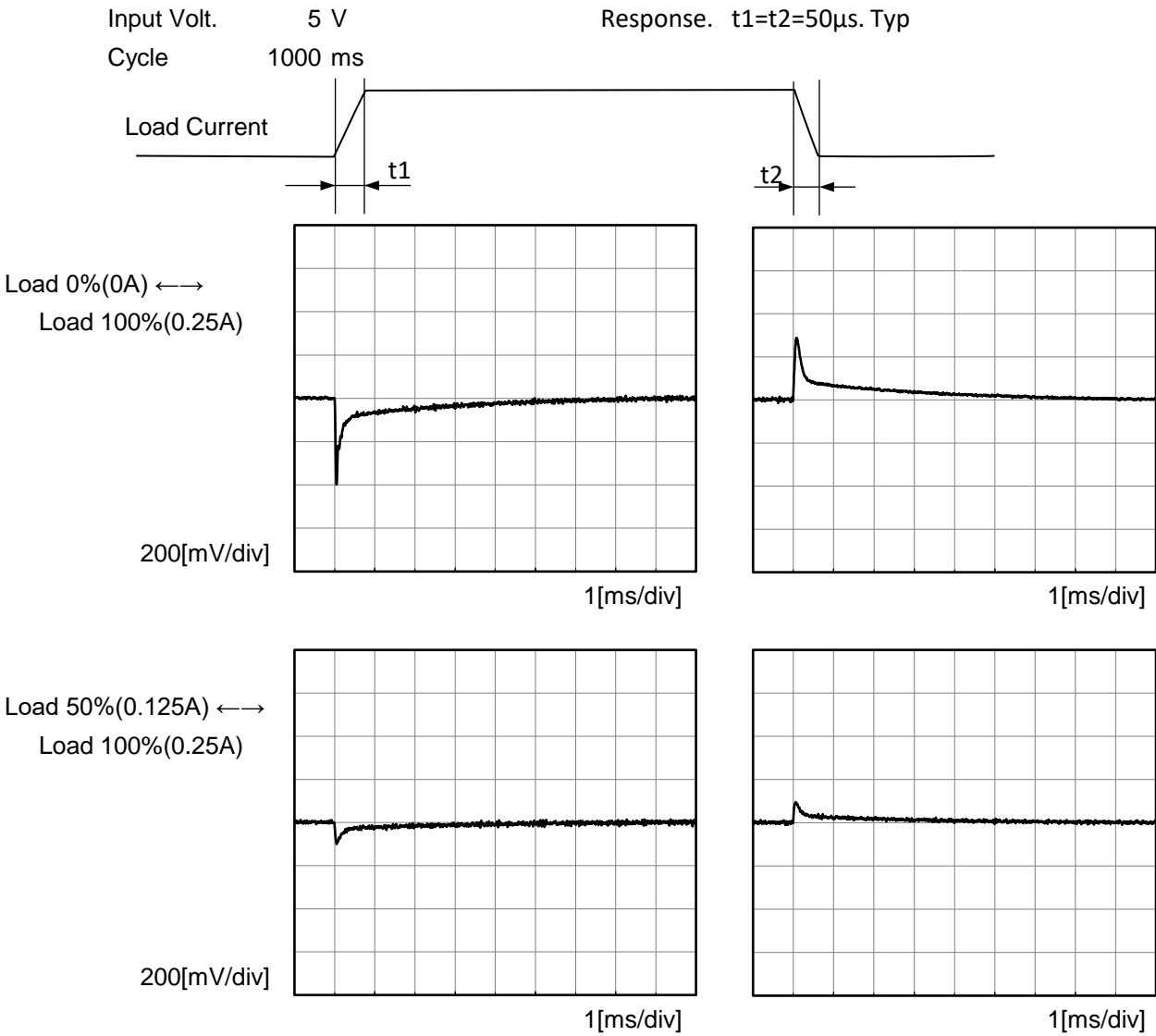
<div>LOREL</div>																																			
Model	MUS30512																																		
Item	Line Regulation	Temperature	25°C																																
Object	+12V0.25A	Testing Circuitry	Figure A																																
1.Graph		2.Values																																	
<div><div><div><div><div>---</div><div>□</div><div>---</div></div><div>Load 50%</div></div><div><div>—</div><div>△</div><div>—</div></div><div>Load 100%</div></div><div><div><div><div>Output Voltage [V]</div><div>12.6</div><div>12.4</div><div>12.2</div><div>12.0</div><div>11.8</div><div>11.6</div></div><div><div>3</div><div>5</div><div>7</div><div>9</div><div>11</div></div><div><div>Input Voltage [V]</div></div></div></div></div>		<table><tr><th rowspan="2">Input Voltage [V]</th><th colspan="2">Output Voltage [V]</th></tr><tr><th>Load 50%</th><th>Load 100%</th></tr><tr><td>4.0</td><td>11.961</td><td>11.961</td></tr><tr><td>4.5</td><td>11.961</td><td>11.962</td></tr><tr><td>5.0</td><td>11.962</td><td>11.963</td></tr><tr><td>6.0</td><td>11.962</td><td>11.963</td></tr><tr><td>7.0</td><td>11.963</td><td>11.964</td></tr><tr><td>8.0</td><td>11.963</td><td>11.964</td></tr><tr><td>9.0</td><td>11.963</td><td>11.964</td></tr><tr><td>10.0</td><td>11.963</td><td>11.964</td></tr><tr><td>--</td><td>-</td><td>-</td></tr></table>		Input Voltage [V]	Output Voltage [V]		Load 50%	Load 100%	4.0	11.961	11.961	4.5	11.961	11.962	5.0	11.962	11.963	6.0	11.962	11.963	7.0	11.963	11.964	8.0	11.963	11.964	9.0	11.963	11.964	10.0	11.963	11.964	--	-	-
Input Voltage [V]	Output Voltage [V]																																		
	Load 50%	Load 100%																																	
4.0	11.961	11.961																																	
4.5	11.961	11.962																																	
5.0	11.962	11.963																																	
6.0	11.962	11.963																																	
7.0	11.963	11.964																																	
8.0	11.963	11.964																																	
9.0	11.963	11.964																																	
10.0	11.963	11.964																																	
--	-	-																																	
Note: Slanted line shows the range of the rated input voltage.																																			

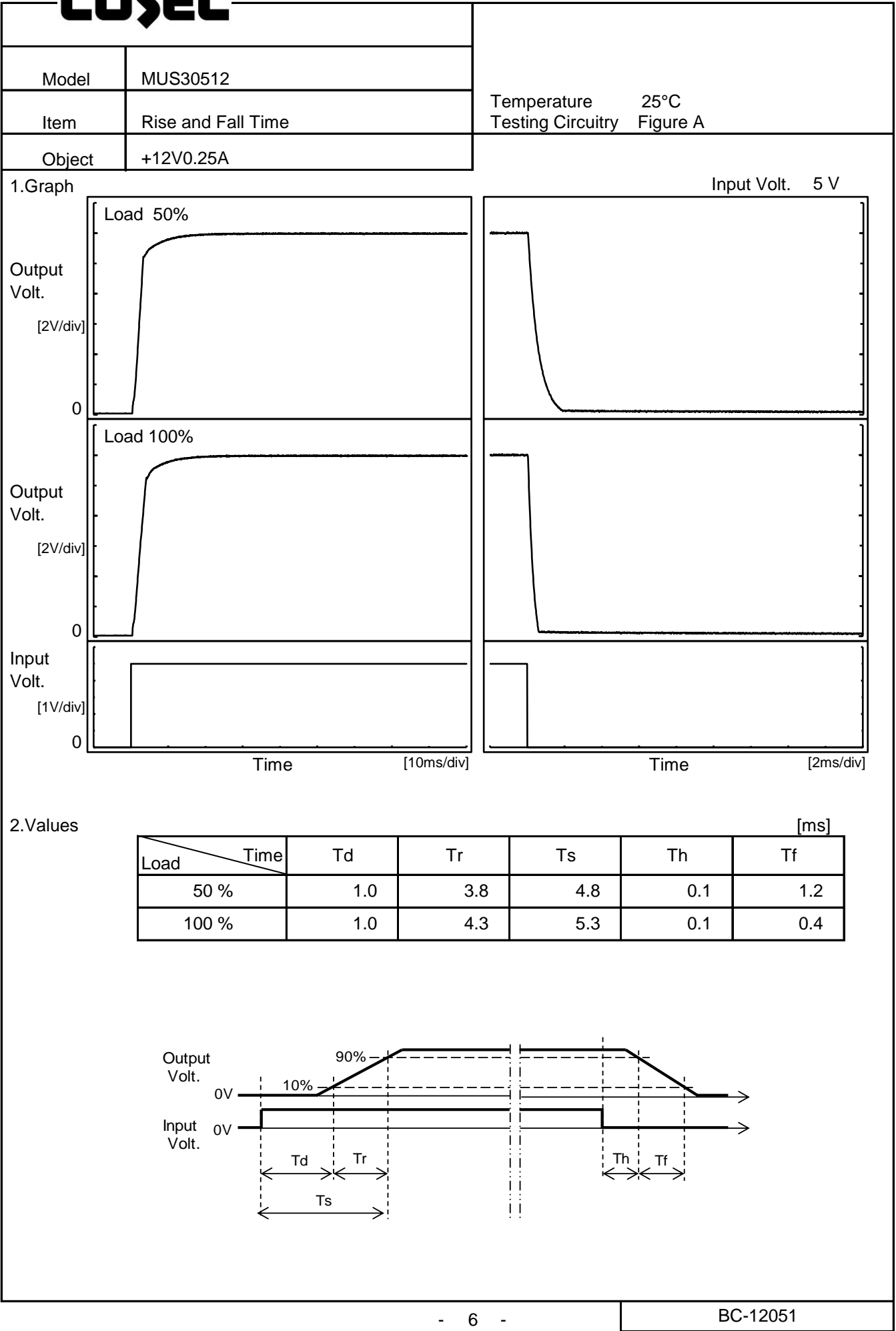
**COSEL**

Model	MUS30512																																																					
Item	Load Regulation	Temperature	25°C																																																			
Object	+12V0.25A	Testing Circuitry	Figure A																																																			
1.Graph		2.Values																																																				
<div><div><div>—△—</div><div>Input Volt.</div><div>4.5V</div></div><div><div>---□---</div><div>Input Volt.</div><div>5V</div></div><div><div>---○---</div><div>Input Volt.</div><div>9V</div></div></div> <p>Note: Slanted line shows the range of the rated load current.</p>		<table><tr><th rowspan="2">Load Current [A]</th><th colspan="3">Output Voltage [V]</th></tr><tr><th>Input Volt. 4.5[V]</th><th>Input Volt. 5[V]</th><th>Input Volt. 9[V]</th></tr><tr><td>0.000</td><td>11.965</td><td>11.964</td><td>11.966</td></tr><tr><td>0.050</td><td>11.963</td><td>11.963</td><td>11.964</td></tr><tr><td>0.100</td><td>11.962</td><td>11.962</td><td>11.963</td></tr><tr><td>0.150</td><td>11.962</td><td>11.962</td><td>11.963</td></tr><tr><td>0.200</td><td>11.961</td><td>11.961</td><td>11.963</td></tr><tr><td>0.250</td><td>11.961</td><td>11.961</td><td>11.963</td></tr><tr><td>0.275</td><td>11.961</td><td>11.961</td><td>11.963</td></tr><tr><td>--</td><td>--</td><td>--</td><td>--</td></tr><tr><td>--</td><td>--</td><td>--</td><td>--</td></tr><tr><td>--</td><td>--</td><td>--</td><td>--</td></tr><tr><td>--</td><td>--</td><td>--</td><td>--</td></tr></table>		Load Current [A]	Output Voltage [V]			Input Volt. 4.5[V]	Input Volt. 5[V]	Input Volt. 9[V]	0.000	11.965	11.964	11.966	0.050	11.963	11.963	11.964	0.100	11.962	11.962	11.963	0.150	11.962	11.962	11.963	0.200	11.961	11.961	11.963	0.250	11.961	11.961	11.963	0.275	11.961	11.961	11.963	--	--	--	--	--	--	--	--	--	--	--	--	--	--	--	--
Load Current [A]	Output Voltage [V]																																																					
	Input Volt. 4.5[V]	Input Volt. 5[V]	Input Volt. 9[V]																																																			
0.000	11.965	11.964	11.966																																																			
0.050	11.963	11.963	11.964																																																			
0.100	11.962	11.962	11.963																																																			
0.150	11.962	11.962	11.963																																																			
0.200	11.961	11.961	11.963																																																			
0.250	11.961	11.961	11.963																																																			
0.275	11.961	11.961	11.963																																																			
--	--	--	--																																																			
--	--	--	--																																																			
--	--	--	--																																																			
--	--	--	--																																																			
Item	Ripple-Noise	Temperature	25°C																																																			
Object	+12V0.25A	Testing Circuitry	Figure B																																																			
1.Graph																																																						
<div><div>Input Voltage</div><div>5V</div></div> <div><div>Load</div><div>100%</div></div> <p>10[mV/div]</p> <p>2[μs/div]</p>																																																						



Model		MUS30512	Temperature 25°C Testing Circuitry Figure A
Item		Dynamic Load Response	
Object		+12V0.25A	







## MUS30512

Model	MUS30512
Item	Overcurrent Protection
Object	+12V0.25A

**1.Graph**

— Input Volt. 4.5V

— Input Volt. 5V

— Input Volt. 9V

Note: Slanted line shows the range of the rated load current.

**Temperature** 25°C  
**Testing Circuitry** Figure A

**2.Values**

Output Voltage [V]	Load Current [A]		
	Input Volt. 4.5[V]	Input Volt. 5[V]	Input Volt. 9[V]
11.4	0.38	0.39	0.41
10.8	0.40	0.41	0.42
9.6	0.42	0.43	0.46
8.4	0.46	0.46	0.49
7.2	0.49	0.50	0.52
6.0	0.53	0.54	0.56
4.8	0.58	0.58	0.61
3.6	0.63	0.64	0.65
2.4	0.69	0.70	0.71
1.2	0.72	0.73	0.76
0.0	0.83	0.83	0.86
--	-	-	-

**COSEL**

		Testing Circuitry Figure A
Model	MUS30512	
Item	Ambient Temperature Drift	
Object	+12V0.25A	

## 1.Values

Load 100%

Ambient Temperature[°C]	Output Voltage [V]		
	Input Volt. 4.5V	Input Volt. 5V	Input Volt. 9V
-40	11.885	11.887	11.890
25	11.960	11.961	11.963
85	11.977	11.977	11.978

Item	Minimum Input Voltage for Regulated Output Voltage	Testing Circuitry Figure A
Object	+12V0.25A	

## 1.Values

Ambient Temperature[°C]	Input Voltage [V]	
	Load 50%	Load 100%
-40	3.3	3.3
25	3.3	3.3
85	3.3	3.4

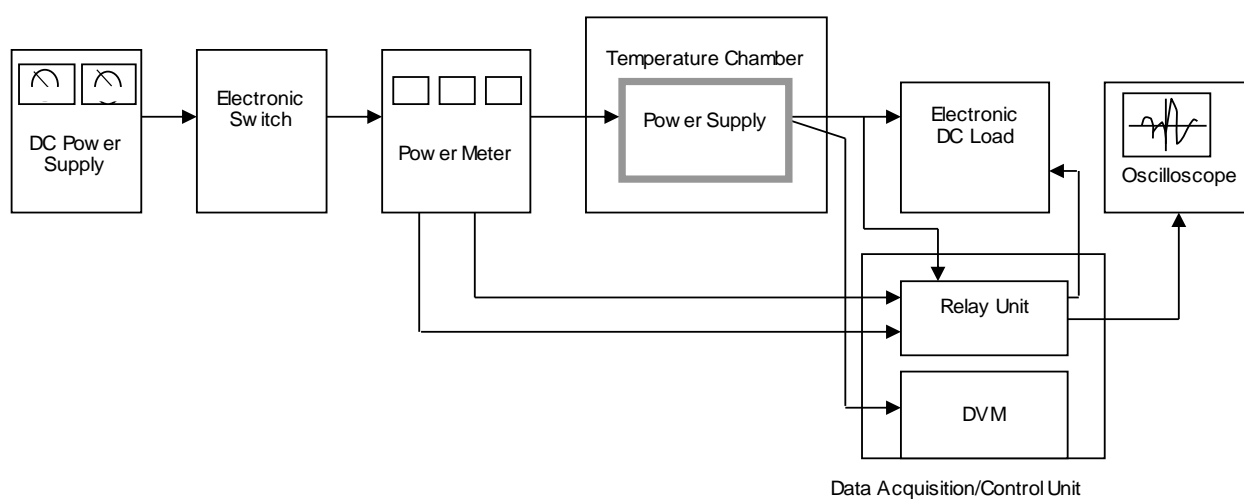


Figure A

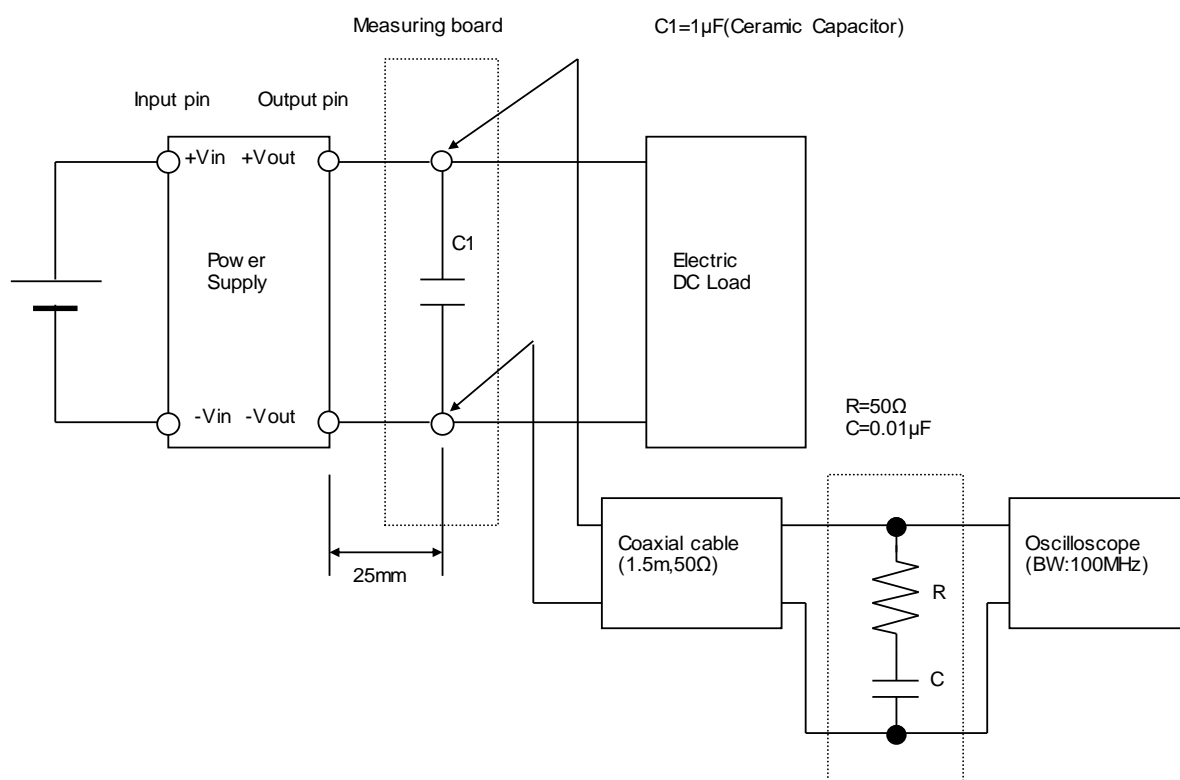


Figure B