

TEST DATA OF MUS64815

Regulated DC Power Supply
May.8. 2025

Approved by : Kenichi Tsukada
Design Manager

Prepared by : Yoshihiko Saeki
Design Engineer

COSEL CO.,LTD.

CONTENTS

1.Input Current (by Load Current)	1
2.Efficiency (by Load Current)	2
3.Line Regulation	3
4.Load Regulation	4
5.Ripple-Noise	4
6.Dynamic Load Response	5
7.Rise and Fall Time	6
8.Overcurrent Protection	7
9.Ambient Temperature Drift	8
10.Minimum Input Voltage for Regulated Output Voltage	8
11.Figure of Testing Circuitry	9

(Final Page 9)

COSEL

Model		MUS64815	Temperature		25°C																																																			
Item		Input Current (by Load Current)	Testing Circuitry		Figure A																																																			
Object		_____																																																						
1.Graph			2.Values																																																					
<div><div><div>—△—</div><div>Input Volt.</div><div>36V</div></div><div><div>---□---</div><div>Input Volt.</div><div>48V</div></div><div><div>-·-○-·-</div><div>Input Volt.</div><div>76V</div></div></div> <div><div><div>Input Current [A]</div><div>0.30</div><div>0.25</div><div>0.20</div><div>0.15</div><div>0.10</div><div>0.05</div><div>0.00</div></div><div><div>0.0</div><div>0.1</div><div>0.2</div><div>0.3</div><div>0.4</div><div>0.5</div></div><div><div>0.00</div><div>0.05</div><div>0.10</div><div>0.15</div><div>0.20</div><div>0.25</div><div>0.30</div></div></div> <div><div>Load Current [A]</div><div>0.0</div><div>0.1</div><div>0.2</div><div>0.3</div><div>0.4</div><div>0.5</div></div> <div>Note: Slanted line shows the range of the rated load current.</div>			<table><tr><th rowspan="2">Load Current [A]</th><th colspan="3">Input Current [A]</th></tr><tr><th>Input Volt. 36[V]</th><th>Input Volt. 48[V]</th><th>Input Volt. 76[V]</th></tr><tr><td>0.00</td><td>0.006</td><td>0.005</td><td>0.003</td></tr><tr><td>0.08</td><td>0.042</td><td>0.033</td><td>0.022</td></tr><tr><td>0.16</td><td>0.077</td><td>0.059</td><td>0.039</td></tr><tr><td>0.24</td><td>0.113</td><td>0.086</td><td>0.056</td></tr><tr><td>0.32</td><td>0.150</td><td>0.113</td><td>0.073</td></tr><tr><td>0.40</td><td>0.187</td><td>0.140</td><td>0.090</td></tr><tr><td>0.44</td><td>0.206</td><td>0.154</td><td>0.099</td></tr><tr><td>--</td><td>-</td><td>-</td><td>-</td></tr><tr><td>--</td><td>-</td><td>-</td><td>-</td></tr><tr><td>--</td><td>-</td><td>-</td><td>-</td></tr><tr><td>--</td><td>-</td><td>-</td><td>-</td></tr></table>			Load Current [A]	Input Current [A]			Input Volt. 36[V]	Input Volt. 48[V]	Input Volt. 76[V]	0.00	0.006	0.005	0.003	0.08	0.042	0.033	0.022	0.16	0.077	0.059	0.039	0.24	0.113	0.086	0.056	0.32	0.150	0.113	0.073	0.40	0.187	0.140	0.090	0.44	0.206	0.154	0.099	--	-	-	-	--	-	-	-	--	-	-	-	--	-	-	-
Load Current [A]	Input Current [A]																																																							
	Input Volt. 36[V]	Input Volt. 48[V]	Input Volt. 76[V]																																																					
0.00	0.006	0.005	0.003																																																					
0.08	0.042	0.033	0.022																																																					
0.16	0.077	0.059	0.039																																																					
0.24	0.113	0.086	0.056																																																					
0.32	0.150	0.113	0.073																																																					
0.40	0.187	0.140	0.090																																																					
0.44	0.206	0.154	0.099																																																					
--	-	-	-																																																					
--	-	-	-																																																					
--	-	-	-																																																					
--	-	-	-																																																					

COSEL

<div>LOREL</div>																																																						
Model	MUS64815																																																					
Item	Efficiency (by Load Current)	Temperature	25°C																																																			
Object		Testing Circuitry	Figure A																																																			
1.Graph		2.Values																																																				
<div><div><div>—△—</div><div>---□---</div><div>-·○-</div></div><div><div>Input Volt.</div><div>Input Volt.</div><div>Input Volt.</div></div><div><div>36V</div><div>48V</div><div>76V</div></div></div> <div><div>Efficiency [%]</div><div>100</div><div>90</div><div>80</div><div>70</div><div>60</div><div>0.0</div><div>0.1</div><div>0.2</div><div>0.3</div><div>0.4</div><div>0.5</div><div>Load Current [A]</div></div> <div>Note: Slanted line shows the range of the rated load current.</div>		<table><tr><th rowspan="2">Load Current [A]</th><th colspan="3">Efficiency [%]</th></tr><tr><th>Input Volt. 36[V]</th><th>Input Volt. 48[V]</th><th>Input Volt. 76[V]</th></tr><tr><td>0.00</td><td>-</td><td>-</td><td>-</td></tr><tr><td>0.08</td><td>79.1</td><td>75.9</td><td>70.9</td></tr><tr><td>0.16</td><td>86.3</td><td>84.1</td><td>81.5</td></tr><tr><td>0.24</td><td>87.8</td><td>87.0</td><td>83.9</td></tr><tr><td>0.32</td><td>88.7</td><td>88.3</td><td>86.4</td></tr><tr><td>0.40</td><td>88.8</td><td>88.8</td><td>87.4</td></tr><tr><td>0.44</td><td>88.8</td><td>88.8</td><td>87.7</td></tr><tr><td>--</td><td>-</td><td>-</td><td>-</td></tr><tr><td>--</td><td>-</td><td>-</td><td>-</td></tr><tr><td>--</td><td>-</td><td>-</td><td>-</td></tr><tr><td>--</td><td>-</td><td>-</td><td>-</td></tr></table>		Load Current [A]	Efficiency [%]			Input Volt. 36[V]	Input Volt. 48[V]	Input Volt. 76[V]	0.00	-	-	-	0.08	79.1	75.9	70.9	0.16	86.3	84.1	81.5	0.24	87.8	87.0	83.9	0.32	88.7	88.3	86.4	0.40	88.8	88.8	87.4	0.44	88.8	88.8	87.7	--	-	-	-	--	-	-	-	--	-	-	-	--	-	-	-
Load Current [A]	Efficiency [%]																																																					
	Input Volt. 36[V]	Input Volt. 48[V]	Input Volt. 76[V]																																																			
0.00	-	-	-																																																			
0.08	79.1	75.9	70.9																																																			
0.16	86.3	84.1	81.5																																																			
0.24	87.8	87.0	83.9																																																			
0.32	88.7	88.3	86.4																																																			
0.40	88.8	88.8	87.4																																																			
0.44	88.8	88.8	87.7																																																			
--	-	-	-																																																			
--	-	-	-																																																			
--	-	-	-																																																			
--	-	-	-																																																			

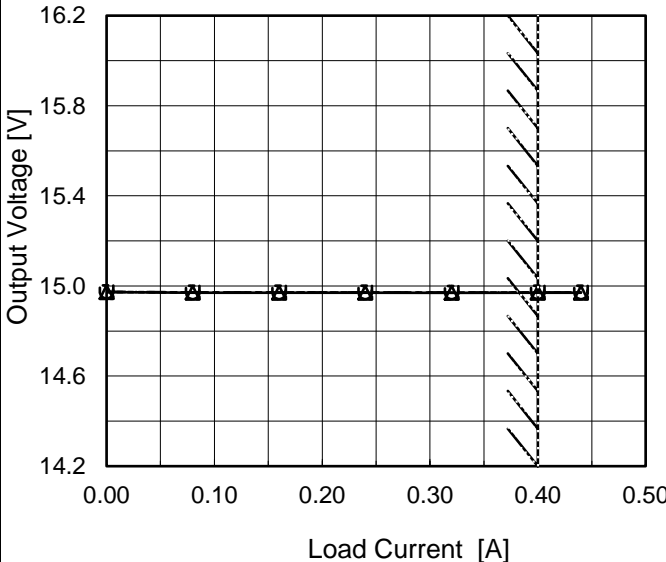
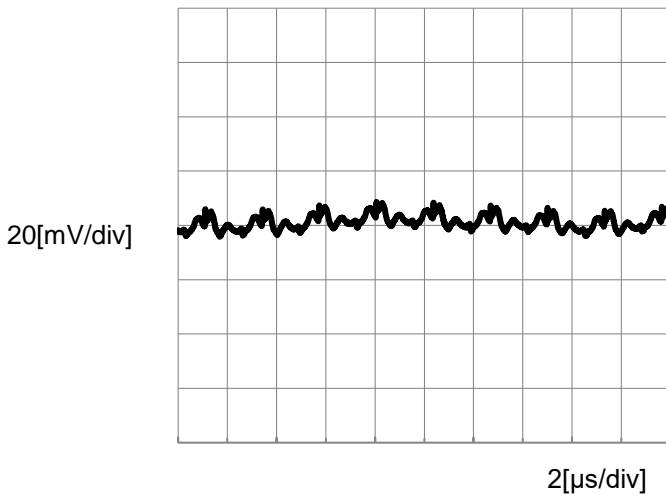
- 2 -

BC-12121

COSEL

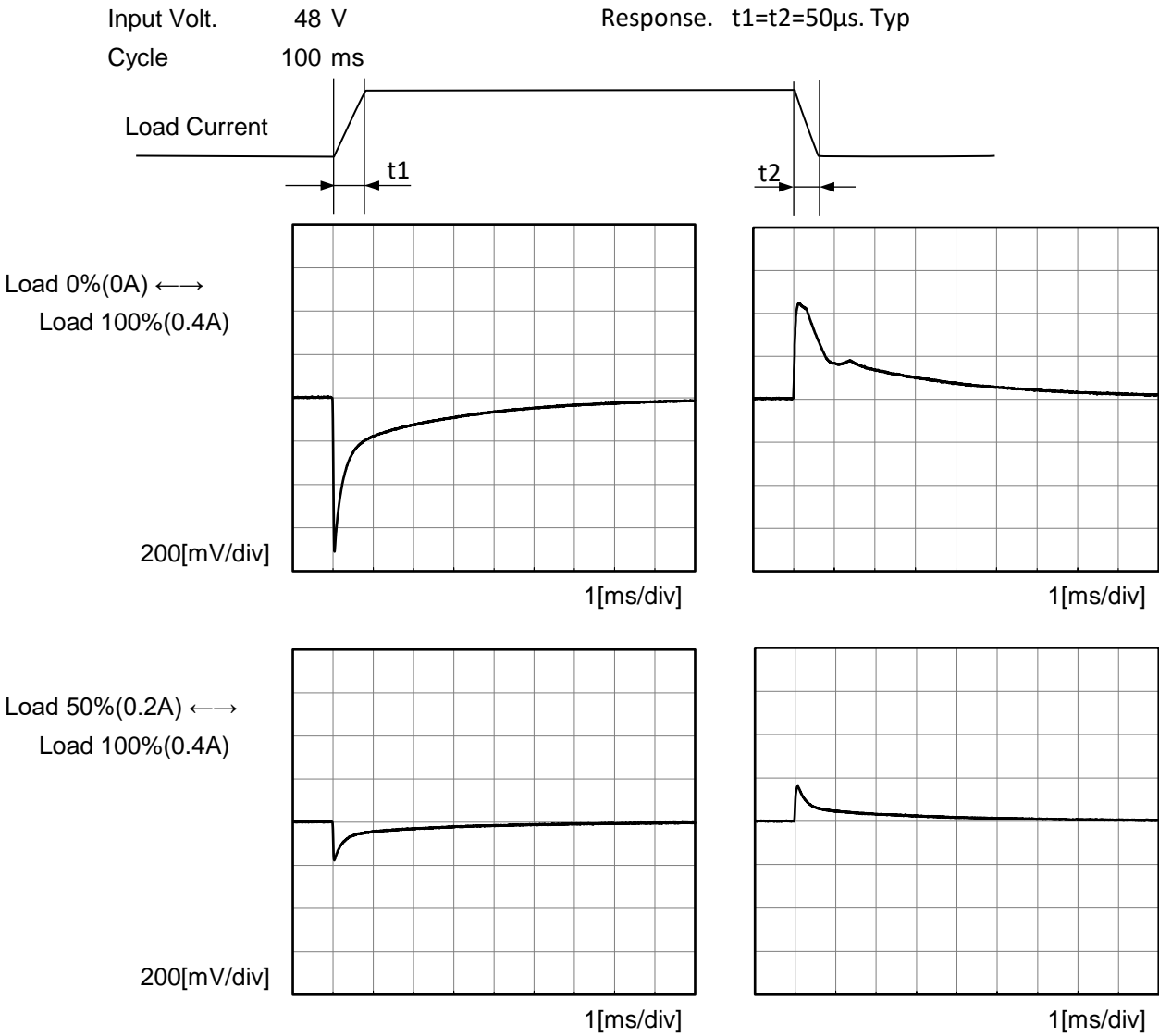
Model		MUS64815	Temperature		25°C																																
Item		Line Regulation	Testing Circuitry		Figure A																																
Object		+15V0.4A																																			
1.Graph			2.Values																																		
<div><div><div><div><div></div><div></div><div></div></div><div><div></div><div></div><div></div></div></div><div><div>---</div><div>□</div><div>---</div></div><div>Load 50%</div></div><div><div>—</div><div>△</div><div>—</div></div><div>Load 100%</div></div> <table><thead><tr><th rowspan="2">Input Voltage [V]</th><th colspan="2">Output Voltage [V]</th></tr><tr><th>Load 50%</th><th>Load 100%</th></tr></thead><tbody><tr><td>30</td><td>14.969</td><td>14.969</td></tr><tr><td>36</td><td>14.970</td><td>14.970</td></tr><tr><td>40</td><td>14.970</td><td>14.970</td></tr><tr><td>48</td><td>14.971</td><td>14.971</td></tr><tr><td>54</td><td>14.971</td><td>14.971</td></tr><tr><td>60</td><td>14.971</td><td>14.971</td></tr><tr><td>70</td><td>14.971</td><td>14.971</td></tr><tr><td>76</td><td>14.971</td><td>14.971</td></tr><tr><td>80</td><td>14.971</td><td>14.971</td></tr></tbody></table> <p>Note: Slanted line shows the range of the rated input voltage.</p>			Input Voltage [V]	Output Voltage [V]		Load 50%	Load 100%	30	14.969	14.969	36	14.970	14.970	40	14.970	14.970	48	14.971	14.971	54	14.971	14.971	60	14.971	14.971	70	14.971	14.971	76	14.971	14.971	80	14.971	14.971			
Input Voltage [V]	Output Voltage [V]																																				
	Load 50%	Load 100%																																			
30	14.969	14.969																																			
36	14.970	14.970																																			
40	14.970	14.970																																			
48	14.971	14.971																																			
54	14.971	14.971																																			
60	14.971	14.971																																			
70	14.971	14.971																																			
76	14.971	14.971																																			
80	14.971	14.971																																			

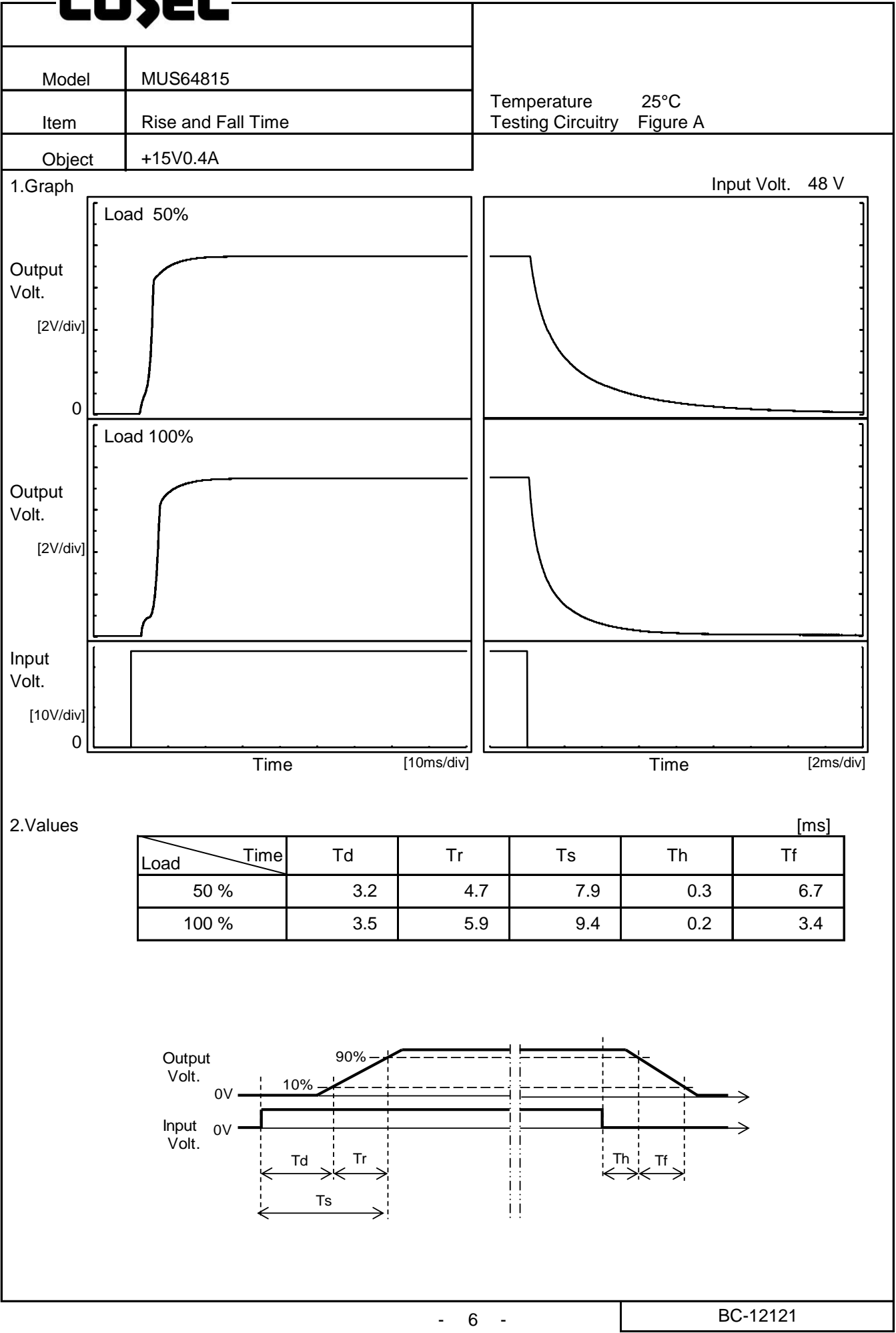
COSEL

Model	MUS64815																																																					
Item	Load Regulation	Temperature	25°C																																																			
Object	+15V0.4A	Testing Circuitry	Figure A																																																			
1.Graph		2.Values																																																				
<div><div><div>—△—</div><div>Input Volt.</div><div>36V</div></div><div><div>---□---</div><div>Input Volt.</div><div>48V</div></div><div><div>---○---</div><div>Input Volt.</div><div>76V</div></div></div>  <p>Note: Slanted line shows the range of the rated load current.</p>		<table><tr><th rowspan="2">Load Current [A]</th><th colspan="3">Output Voltage [V]</th></tr><tr><th>Input Volt. 36[V]</th><th>Input Volt. 48[V]</th><th>Input Volt. 76[V]</th></tr><tr><td>0.00</td><td>14.973</td><td>14.973</td><td>14.974</td></tr><tr><td>0.08</td><td>14.970</td><td>14.971</td><td>14.971</td></tr><tr><td>0.16</td><td>14.970</td><td>14.971</td><td>14.971</td></tr><tr><td>0.24</td><td>14.970</td><td>14.971</td><td>14.971</td></tr><tr><td>0.32</td><td>14.970</td><td>14.971</td><td>14.971</td></tr><tr><td>0.40</td><td>14.970</td><td>14.971</td><td>14.971</td></tr><tr><td>0.44</td><td>14.970</td><td>14.971</td><td>14.971</td></tr><tr><td>--</td><td>--</td><td>--</td><td>--</td></tr><tr><td>--</td><td>--</td><td>--</td><td>--</td></tr><tr><td>--</td><td>--</td><td>--</td><td>--</td></tr><tr><td>--</td><td>--</td><td>--</td><td>--</td></tr></table>		Load Current [A]	Output Voltage [V]			Input Volt. 36[V]	Input Volt. 48[V]	Input Volt. 76[V]	0.00	14.973	14.973	14.974	0.08	14.970	14.971	14.971	0.16	14.970	14.971	14.971	0.24	14.970	14.971	14.971	0.32	14.970	14.971	14.971	0.40	14.970	14.971	14.971	0.44	14.970	14.971	14.971	--	--	--	--	--	--	--	--	--	--	--	--	--	--	--	--
Load Current [A]	Output Voltage [V]																																																					
	Input Volt. 36[V]	Input Volt. 48[V]	Input Volt. 76[V]																																																			
0.00	14.973	14.973	14.974																																																			
0.08	14.970	14.971	14.971																																																			
0.16	14.970	14.971	14.971																																																			
0.24	14.970	14.971	14.971																																																			
0.32	14.970	14.971	14.971																																																			
0.40	14.970	14.971	14.971																																																			
0.44	14.970	14.971	14.971																																																			
--	--	--	--																																																			
--	--	--	--																																																			
--	--	--	--																																																			
--	--	--	--																																																			
Item	Ripple-Noise	Temperature	25°C																																																			
Object	+15V0.4A	Testing Circuitry	Figure B																																																			
1.Graph																																																						
<div><div><div>Input Voltage</div><div>48V</div></div><div><div>Load</div><div>100%</div></div></div> 																																																						



Model		MUS64815	Temperature 25°C Testing Circuitry Figure A
Item		Dynamic Load Response	
Object		+15V0.4A	





Model

MUS64815

Item

Overcurrent Protection

Object

+15V0.4A

1.Graph

Input Volt.

36V

Input Volt.

48V

Input Volt.

76V

Output Voltage [V]

20

15

10

5

0

0.0

0.4

0.8

1.2

1.6

Load Current [A]

Note: Slanted line shows the range of the rated load current.

2.Values

Output Voltage [V]	Load Current [A]		
	Input Volt. 36[V]	Input Volt. 48[V]	Input Volt. 76[V]
14.25	0.58	0.61	0.61
13.50	0.60	0.63	0.63
12.00	0.65	0.68	0.68
10.50	0.71	0.74	0.75
9.00	0.78	0.80	0.81
7.50	0.80	0.82	0.79
6.00	0.79	0.80	0.75
4.50	0.79	0.79	0.72
3.00	0.80	0.78	0.71
1.50	0.84	0.81	0.73
0.00	0.97	0.96	0.89
--	-	-	-

Temperature

25°C

Testing Circuitry

Figure A

-

7

-

BC-12121



COSEL		Testing Circuitry Figure A
Model	MUS64815	
Item	Ambient Temperature Drift	
Object	+15V0.4A	

1.Values

Load 100%

Ambient Temperature[°C]	Output Voltage [V]		
	Input Volt. 36V	Input Volt. 48V	Input Volt. 76V
-40	14.882	14.883	14.884
25	14.970	14.971	14.971
85	14.994	14.995	14.994

Item	Minimum Input Voltage for Regulated Output Voltage	Testing Circuitry Figure A
Object	+15V0.4A	

1.Values

Ambient Temperature[°C]	Input Voltage [V]	
	Load 50%	Load 100%
-40	28.4	28.5
25	28.5	28.5
85	28.6	28.6

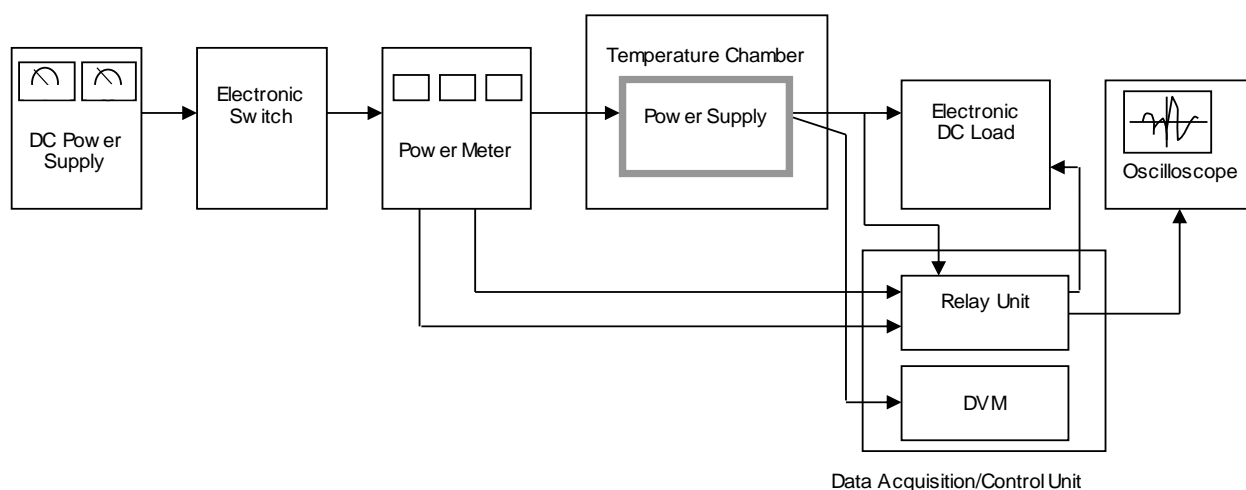


Figure A

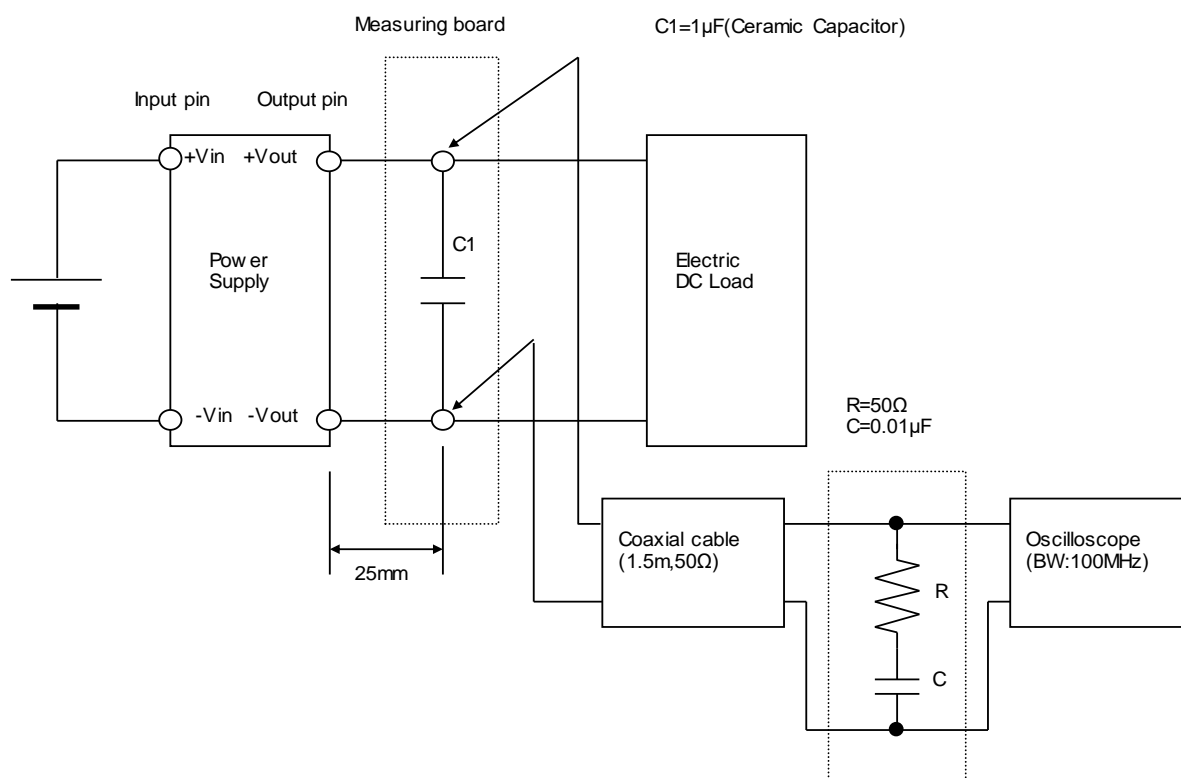


Figure B