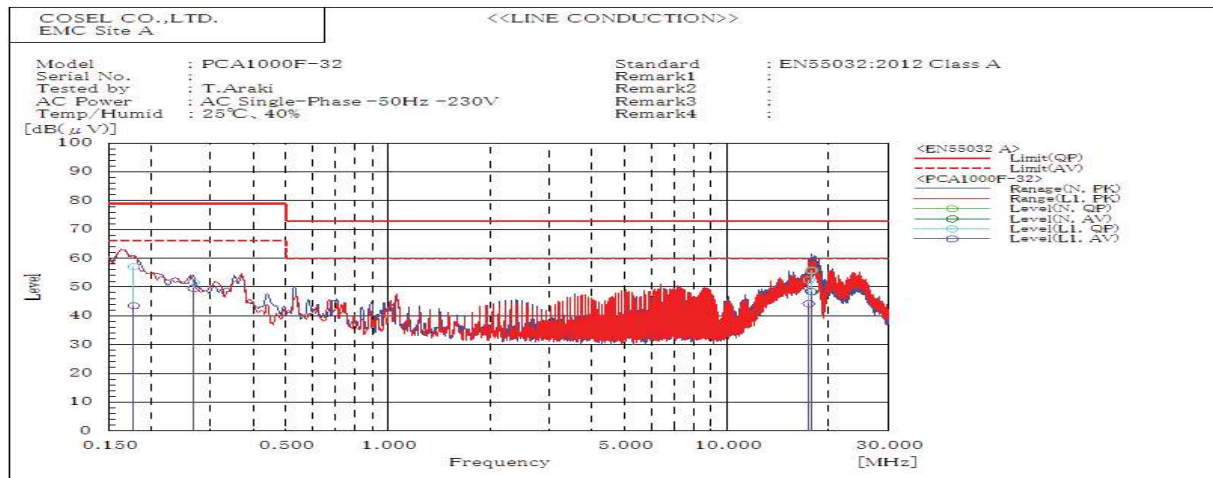
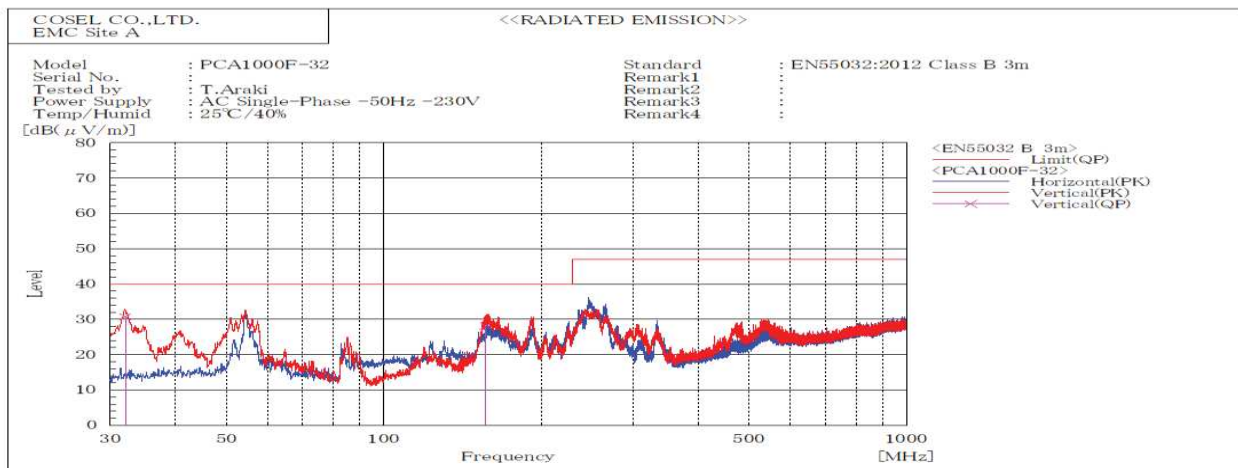


DATA SHEET		Date	07-Mar-19
Model	PCA1000F-32	Temp.	25 degreeC
Test	EMI Line conduction & Radiated emission	Humid.	40 %RH
		Tested by	T.Araki



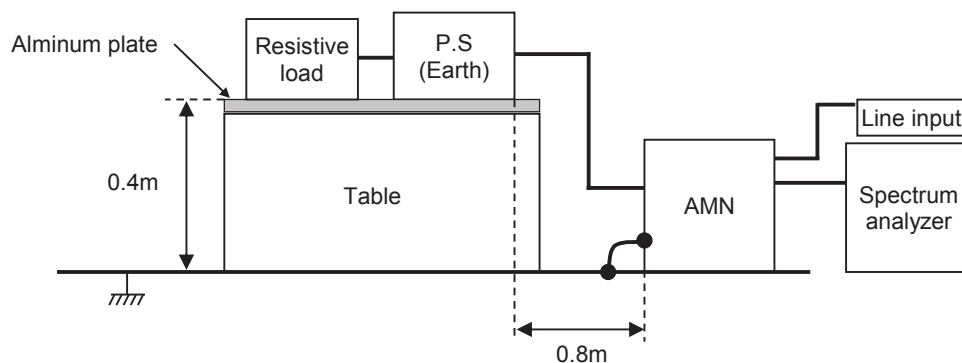
Frequency MHz	Line Phase	Level dB(μV)		Limit dB(μV)		Margin dB		Pass/Fail	Remark
		QP	AV	QP	AV	QP	AV		
0.178	L1	57.1	43.5	79	66	21.9	22.5	Pass	
0.267	L1	51.7	49.6	79	66	27.3	16.4	Pass	
17.43	L1	52.4	44.2	73	60	20.6	15.8	Pass	
17.693	L1	55.7	48.5	73	60	17.3	11.5	Pass	
17.778	N	56	48.4	73	60	17	11.6	Pass	



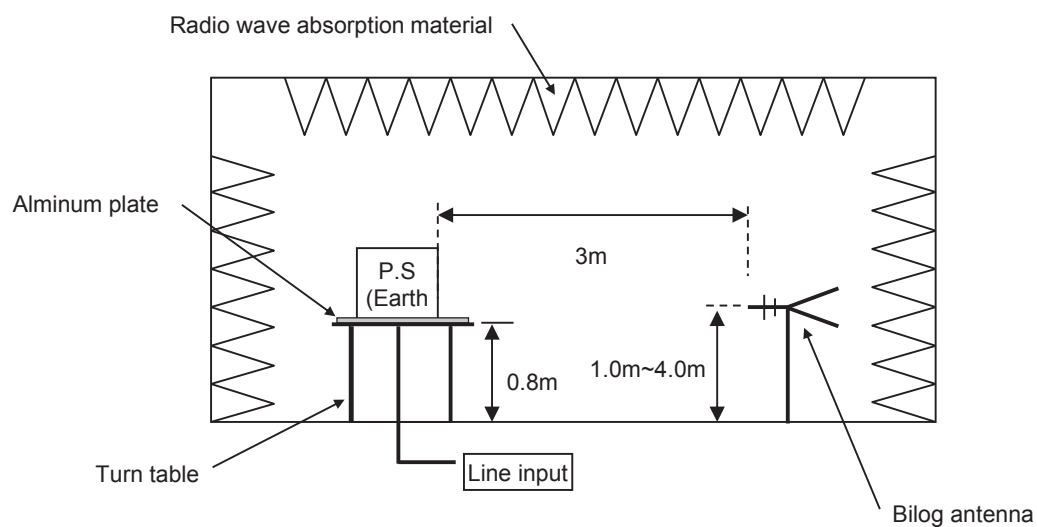
Frequency MHz	Polarization	Stability	Level dB(μV/m)	Limit dB(μV/m)	Margin dB(μV/m)	Pass/Fail	Height cm	Angle deg	Remark
			QP	QP	QP				
32.107	V	Stable	30.7	40	9.3	Pass	100.2	20.6	
156.856	V	Stable	28.1	40	11.9	Pass	100.4	41	

DATA SHEET		Date	07-Mar-19
Model	Circuit used for measurement	Temp.	25 degreeC
Test	EMI Line conduction & Radiated emission	Humid.	40 %RH
		Tested by	T.Araki

1. Line conduction



2. Radiated emission



Conditions

Test : EMI

Model Name : PCA1000F

O Photographs of test set-up

1.LINE CONDUCTION



2.RADIATED EMISSION

