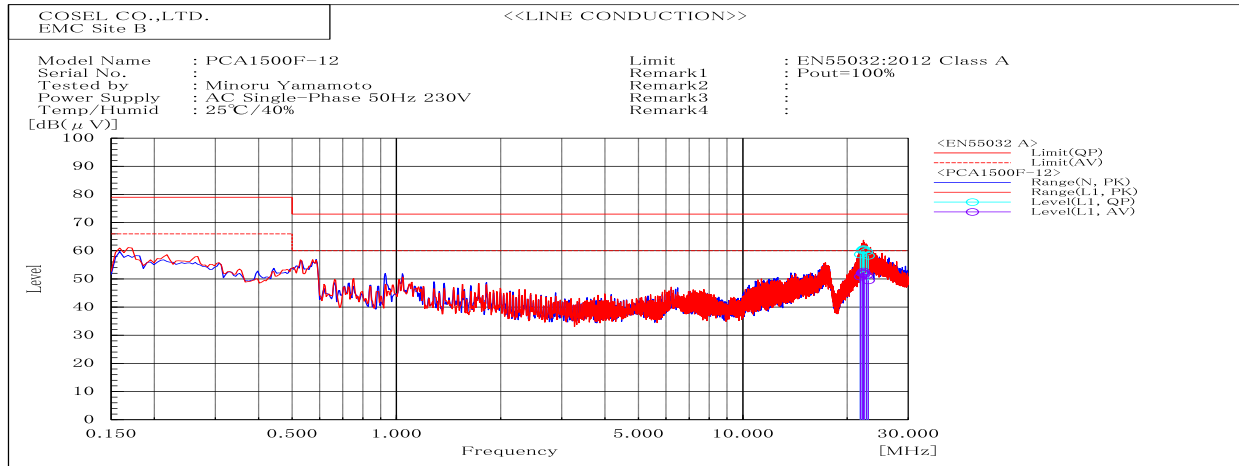
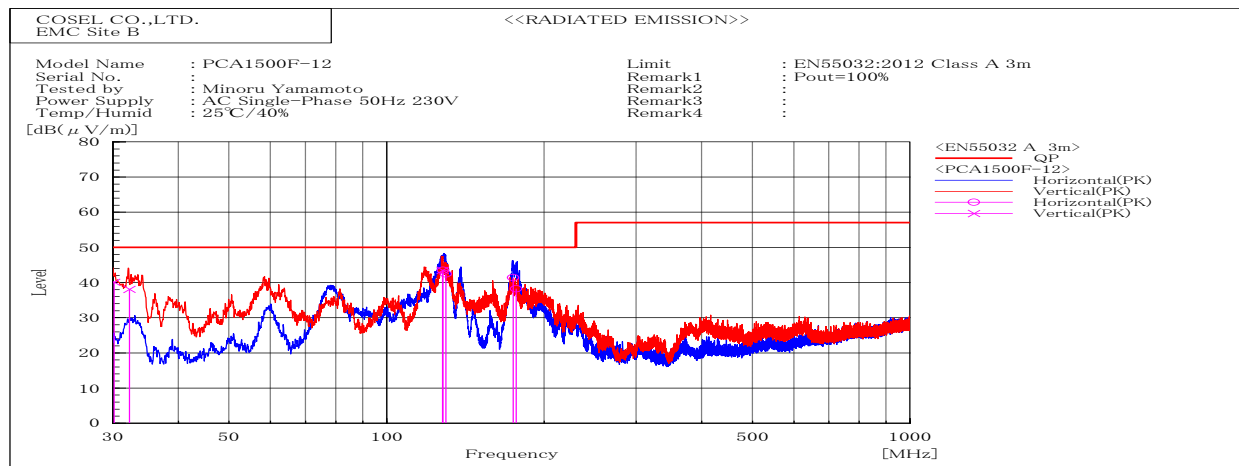


DATA SHEET			Date	09-Feb-21
Model	PCA1500F-12		Temp.	25 degreeC
Test	EMI Line conduction & Radiated emission		Humid.	40 %RH
			Tested by	M.Yamamoto



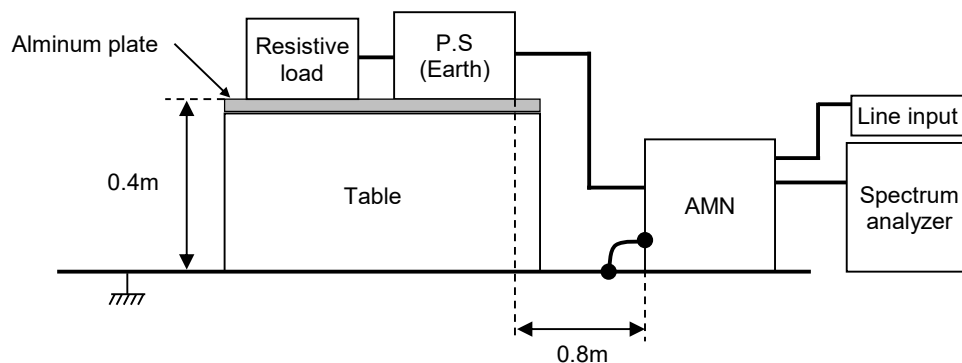
Frequency MHz	Line	Level dB(μV)		Limit dB(μV)		Margin dB		Pass/Fail	Remark
		QP	AV	QP	AV	QP	AV		
21.852	L1	58.7	50.8	73	60	14.3	9.2	Pass	
22.124	L1	60.1	52.1	73	60	12.9	7.9	Pass	
22.292	L1	60.3	52.1	73	60	12.7	7.9	Pass	
22.293	L1	60.6	52.6	73	60	12.4	7.4	Pass	
22.388	L1	60.2	51.8	73	60	12.8	8.2	Pass	
22.745	L1	59.7	51.2	73	60	13.3	8.8	Pass	
23.013	L1	58.2	49.5	73	60	14.8	10.5	Pass	



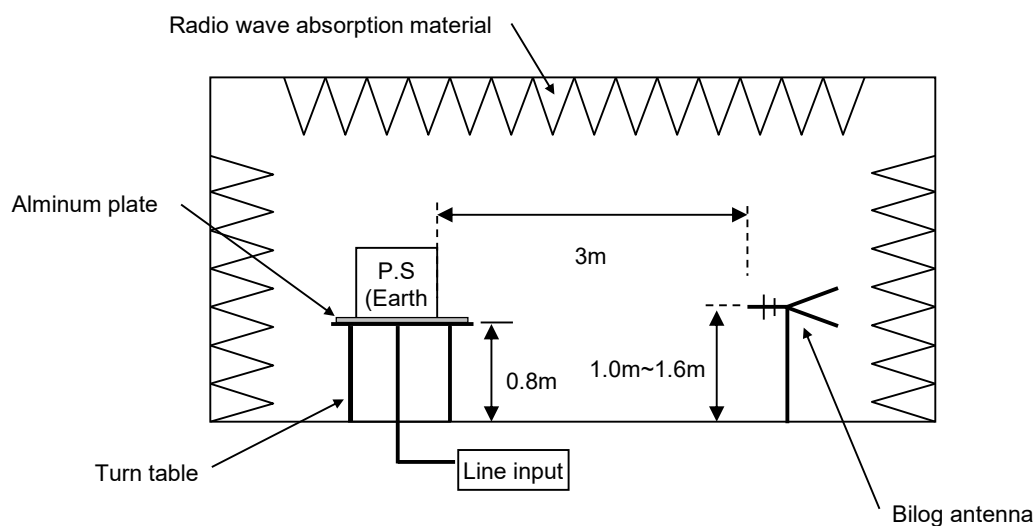
Frequency MHz	Polarization	Stability	Level dB(μV/m)		Limit dB(μV/m)	Margin dB	Pass/Fail	Height cm	Angle deg	Remark
			QP	QP						
30.145	V	Stable	40.1	50	50	9.9	Pass	100.2	82	
32.242	V	Stable	38.1	50	50	11.9	Pass	100.4	278.7	
127.843	V	Stable	43.5	50	50	6.5	Pass	131.1	97	
127.997	H	Stable	43.5	50	50	6.5	Pass	199.7	1.7	
129.76	H	Stable	42.4	50	50	7.6	Pass	184.4	0	
174.6	H	Stable	41.4	50	50	8.6	Pass	199.7	0	
176.83	H	Stable	38.2	50	50	11.8	Pass	192.4	0	

DATA SHEET		Date	09-Feb-21
Model	Circuit used for measurement	Temp.	25 degreeC
Test	EMI Line conduction & Radiated emission	Humid.	40 %RH
		Tested by	M.Yamamoto

1. Line conduction



2. Radiated emission




Conditions

Test : EMI
Model Name : PCA1500F-12

Photographs of test set-up

1.LINE CONDUCTION



2.RADIATED EMISSION

