



EXTRA TEST DATA OF PCA1500F-24

Regulated DC Power Supply
Nov, 20, 2023

COSEL CO.,LTD.

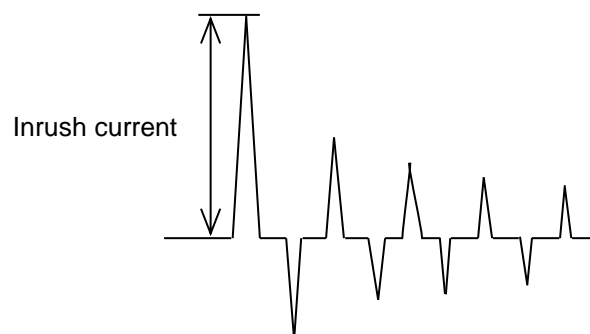
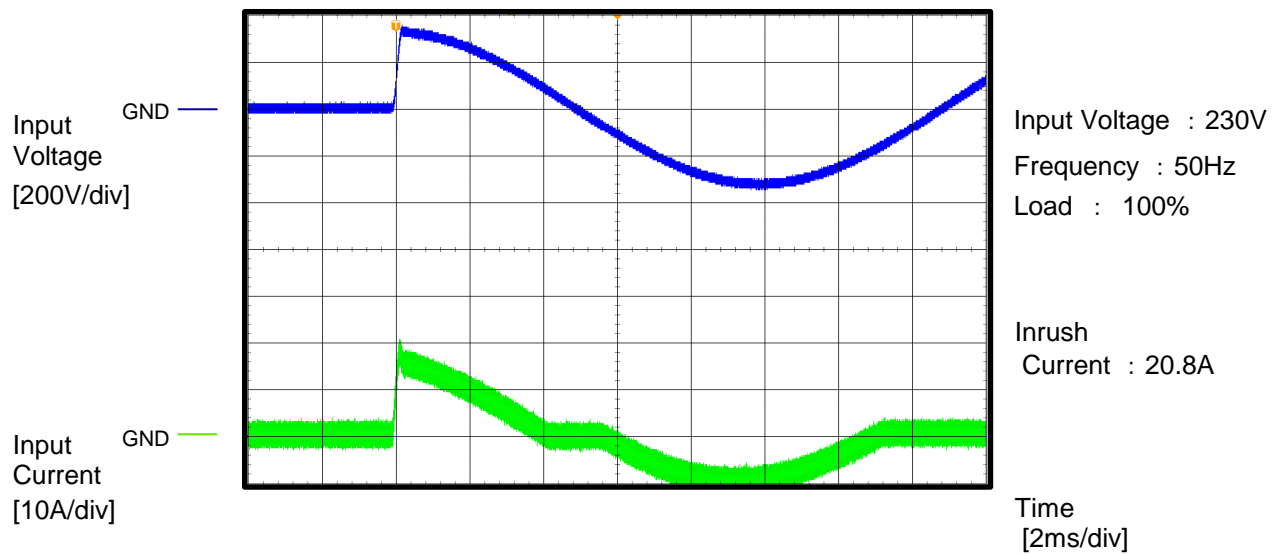
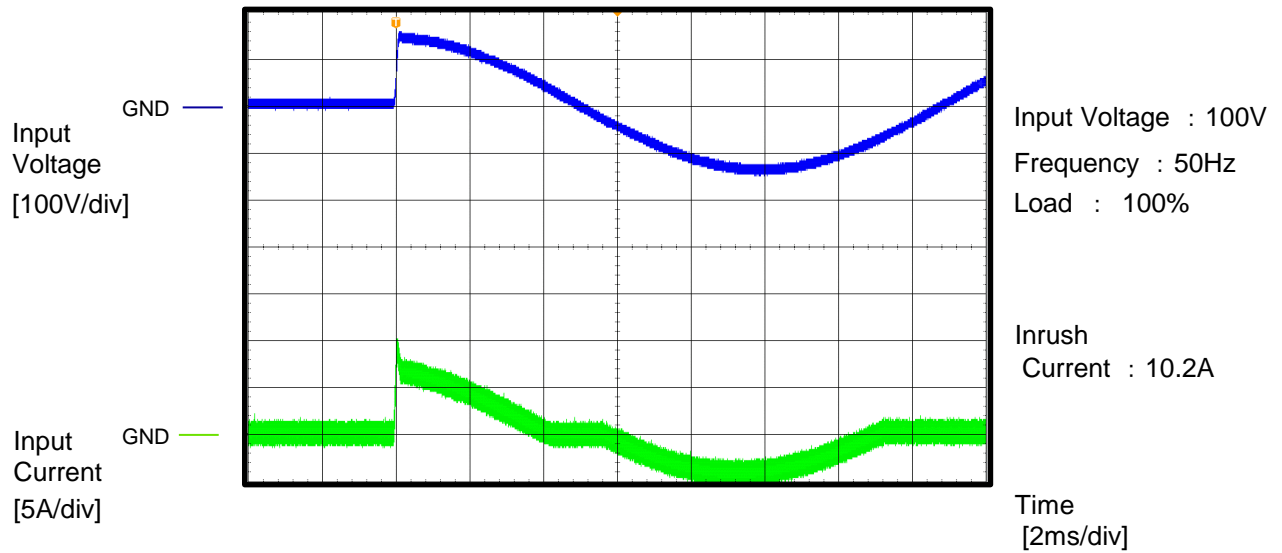
CONTENTS

1.Inrush Current (enlargement)	1
2.Dynamic Line Regulation	2
3.Hiccup cycle (by Overcurrent Protection)	3
4.Power Consumption (by Input Voltage)	4
5.Figure of Testing Circuitry	5

(Final Page 5)

COSEL

Model	PCA1500F-24		
Item	Inrush Current (enlargement)	Temperature	25°C
Object	_____	Testing Circuitry	A

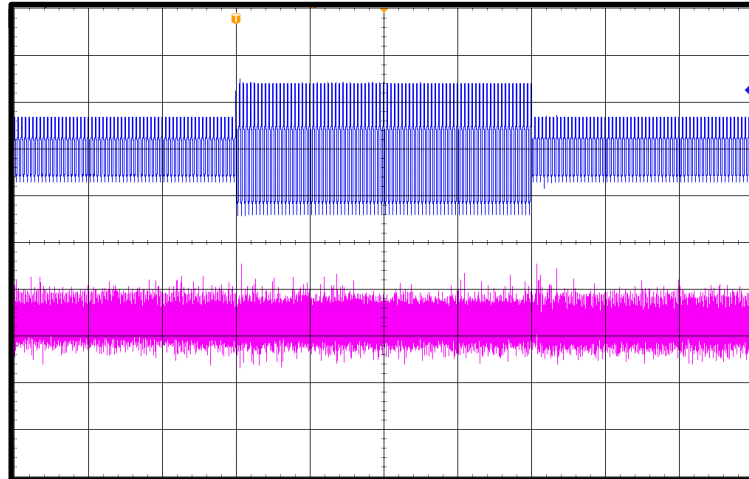


COSEL

Model	PCA1500F-24	Temperature	25°C
Item	Dynamic Line Regulation	Testing Circuitry	A
Object	_____		

Input Voltage
[200V/div]

Output Voltage
[50mV/div]



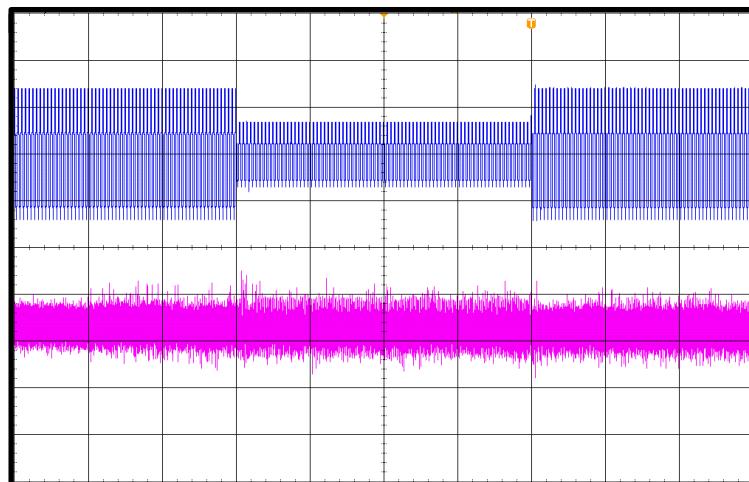
Input Voltage :
100V \Leftrightarrow 230V

Frequency : 50Hz
Load : 100%

Time
[400ms/div]

Input Voltage
[200V/div]

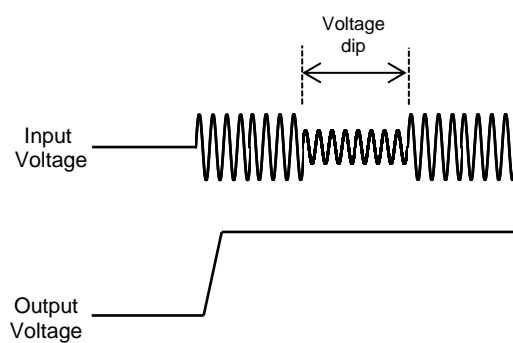
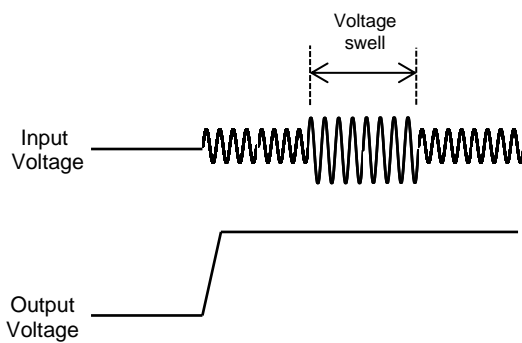
Output Voltage
[50mV/div]



Input Voltage :
230V \Leftrightarrow 100V

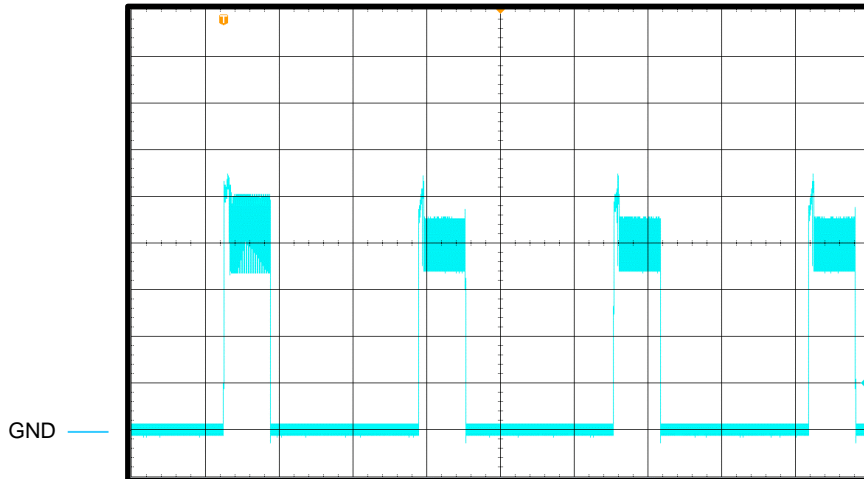
Frequency : 50Hz
Load : 100%

Time
[400ms/div]



Model	PCA1500F-24	Temperature	25°C
Item	Hiccup cycle (by Overcurrent Protection)	Testing Circuitry	A
Object		Load	: Short

Output
Current
[25A/div]



Input Voltage : 100V

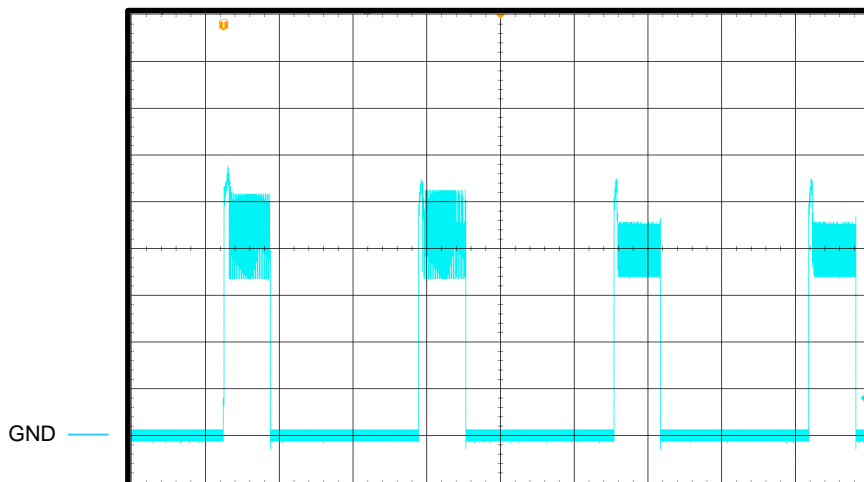
Short-circuit
current : 137A

ON Time : 254ms

Hiccup mode
time : 1058ms

Time
[400ms/div]

Output
Current
[25A/div]



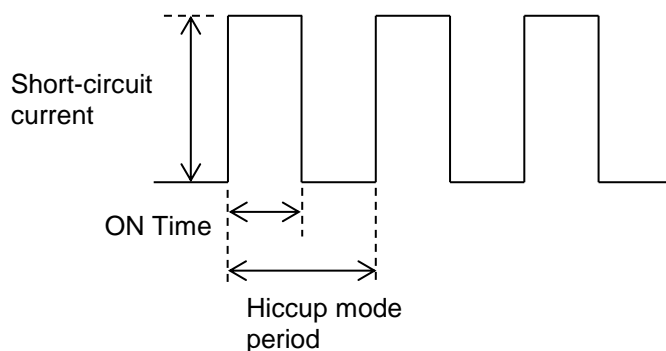
Input Voltage : 230V

Short-circuit
current : 144A

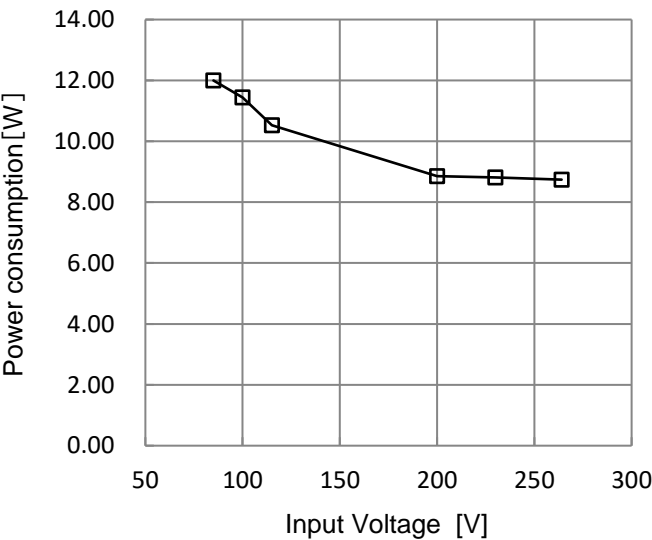
ON Time : 254ms

Hiccup mode
time : 1058ms

Time
[400ms/div]





Model	PCA1500F-24																
Item	Input voltage - Power consumption		Temperature 25°C Testing Circuitry -														
Object	_____																
1.Graph		Load :0%															
<div>1. Graph</div> <div></div> <div>Reducing standby power is possible by OFF signal of the remote control.</div>		<div>2. Values</div> <table><thead><tr><th>Input voltage [V]</th><th>Power consumption [W]</th></tr></thead><tbody><tr><td>85</td><td>12.00</td></tr><tr><td>100</td><td>11.44</td></tr><tr><td>115</td><td>10.53</td></tr><tr><td>200</td><td>8.86</td></tr><tr><td>230</td><td>8.81</td></tr><tr><td>264</td><td>8.74</td></tr></tbody></table>		Input voltage [V]	Power consumption [W]	85	12.00	100	11.44	115	10.53	200	8.86	230	8.81	264	8.74
Input voltage [V]	Power consumption [W]																
85	12.00																
100	11.44																
115	10.53																
200	8.86																
230	8.81																
264	8.74																

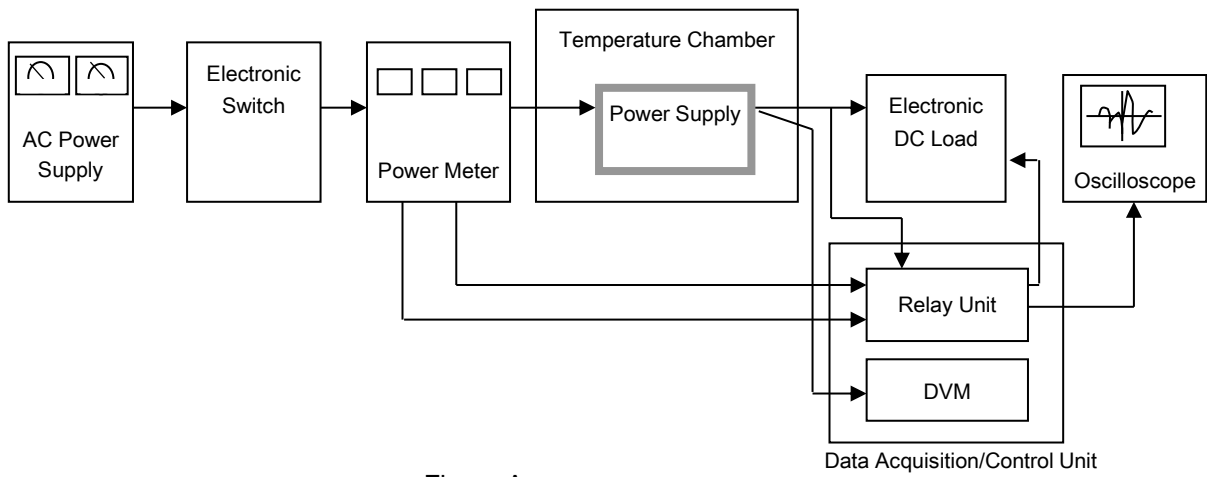


Figure A