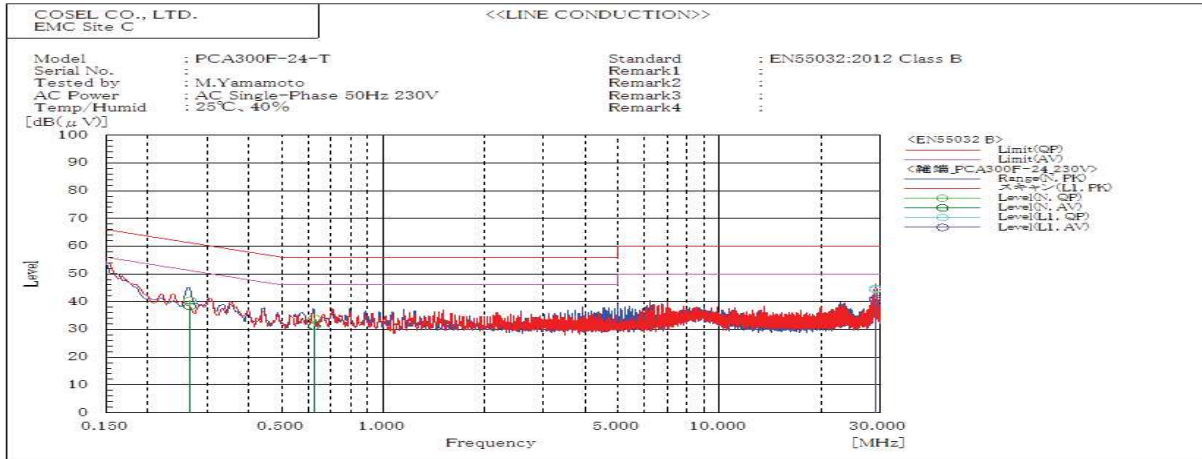
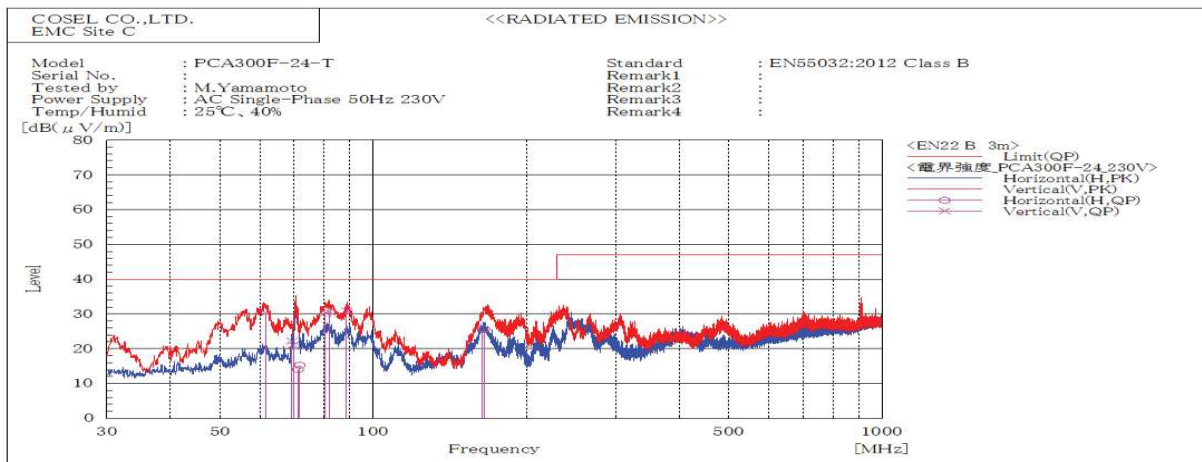


DATA SHEET		Date	25-Mar-19
Model	PCA300F-24-T	Temp.	25 degreeC
Test	EMI Line conduction & Radiated emission	Humid.	40 %RH
		Tested by	M.Yamamoto



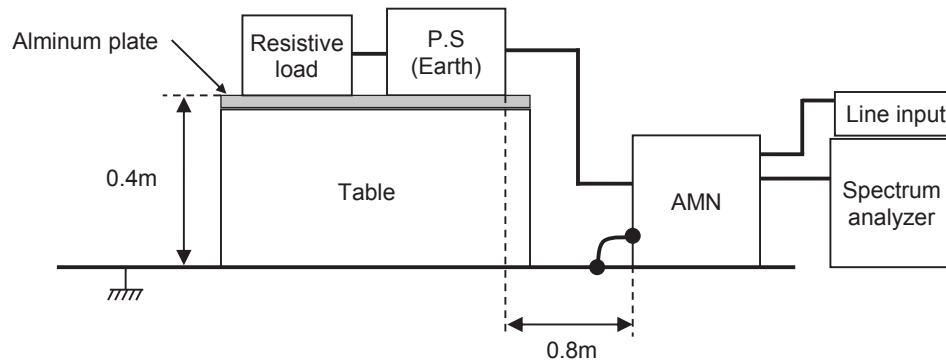
Frequency MHz	Line Phase	Level dB(uV)		Limit dB(uV)		Margin dB		Pass/Fail	Remark
		QP	AV	QP	AV	QP	AV		
28.995	L1	44.4	40.6	60.0	50.0	15.6	9.4	Pass	
29.087	L1	44.8	41.1	60.0	50.0	15.2	8.9	Pass	
29.085	N	44.8	41.1	60.0	50.0	15.2	8.9	Pass	
0.624	N	34.0	31.2	56.0	46.0	22.0	14.8	Pass	
0.267	N	40.5	38.2	61.2	51.2	20.7	13.0	Pass	



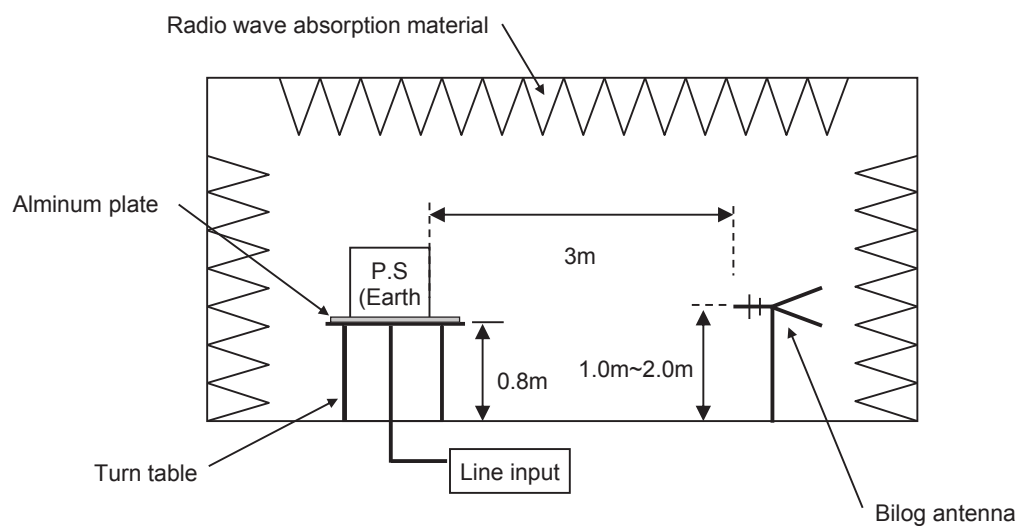
Frequency MHz	Polarization	Stability	Reading dB(uV)	Limit dB(uV/m)	Margin dB(uV/m)	Pass/Fail	Height cm	Angle deg	Remark
			QP	QP	QP				
61.497	V	Stable	30.3	40	9.7	Pass	100.2	2.1	
69.327	V	Stable	22.2	40	17.8	Pass	101.7	123.4	
71.215	H	Stable	14.0	40	26.0	Pass	128.8	127.8	
69.685	V	Stable	21.0	40	19.0	Pass	100.0	123.4	
71.750	H	Stable	15.2	40	24.8	Pass	107.6	123.4	
80.672	V	Stable	30.4	40	9.6	Pass	101.4	195.1	
82.030	V	Stable	30.6	40	9.4	Pass	100.2	195.1	
88.792	V	Stable	30.9	40	9.1	Pass	100.4	246.9	
165.592	H	Stable	25.6	40	14.4	Pass	199.7	36.3	
164.136	H	Stable	25.6	40	14.4	Pass	199.7	47.8	

DATA SHEET		Date	25-Mar-19
Model	Circuit used for measurement	Temp.	25 degreeC
Test	EMI Line conduction & Radiated emission	Humid.	40 %RH
		Tested by	M.Yamamoto

### 1. Line conduction



### 2. Radiated emission



## Conditions

Test : EMI

Model Name : PCA300F

## ○Photographs of Test Set-Up

### 1.LINE CONDUCTION



### 2.RADIATED EMISSION

