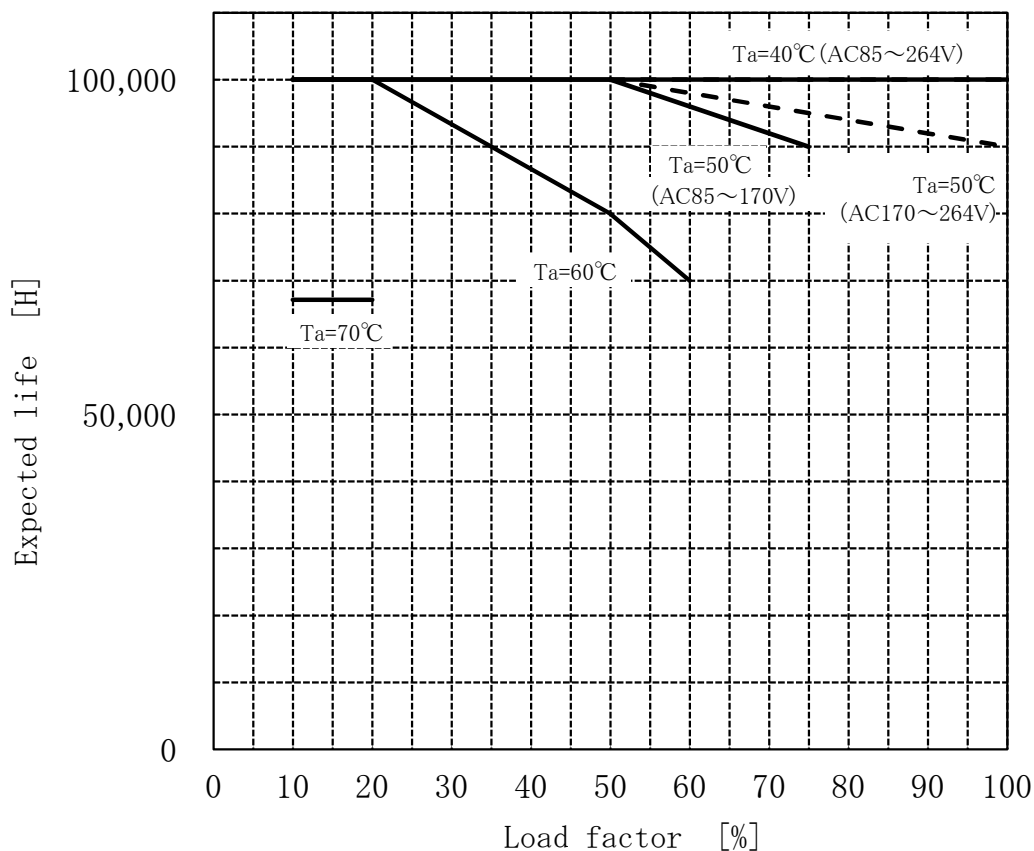


## 1. Input AC voltage



- Above expected life time is calculated according our calculation standard.  
上記推定寿命は、当社算出基準に従い算出したものです。
- Please refer derating curve shown in instruction manual about the maximum value of ambient temperature.  
周囲温度の上限は、取扱説明書のデレーティング表をご参照ください。
- The values may be different from the ones in graphs due to environmental condition such as dust, humidity, and so on.  
環境条件(塵埃、湿度等)によってはグラフと異なる値となる場合があります。

## Conditions

(1) Input voltage

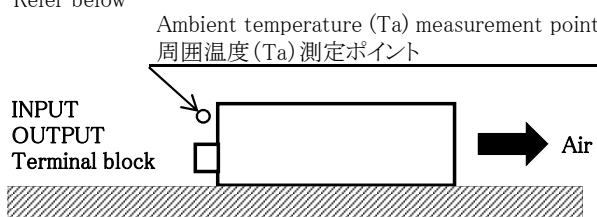
AC85~264V

(2) Output voltage/  
current

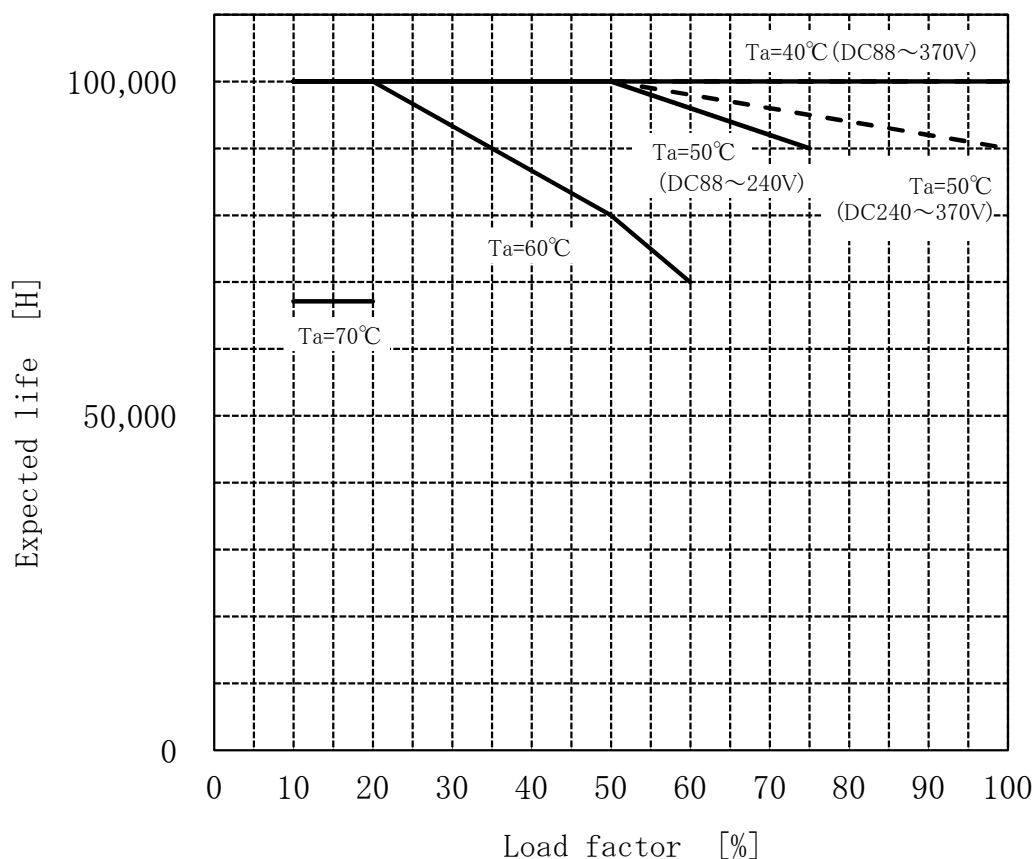
DC OUTPUT	Load factor			
	100%	75%	50%	25%
12V	53A	39.8A	26.5A	13.3A
15V	43A	32.3A	21.5A	10.8A
24V	27A	20.3A	13.5A	6.8A
32V	20A	15A	10A	5A
48V	13A	9.8A	6.5A	3.3A

(3) Mounting method

Refer below



## 2. Input DC voltage



- Above expected life time is calculated according our calculation standard.  
上記推定寿命は、当社算出基準に従い算出したものです。
- Please refer derating curve shown in instruction manual about the maximum value of ambient temperature.  
周囲温度の上限は、取扱説明書のデレーティング表をご参照ください。
- The values may be different from the ones in graphs due to environmental condition such as dust, humidity, and so on.  
環境条件(塵埃、湿度等)によってはグラフと異なる値となる場合があります。

### Conditions

(1) Input voltage

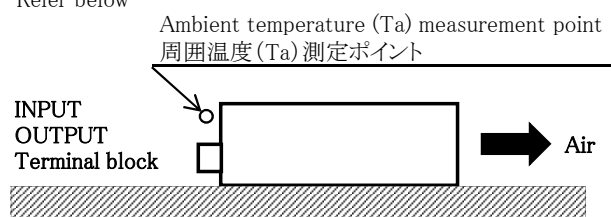
DC88~370V

(2) Output voltage/  
current

DC OUTPUT	Load factor			
	100%	75%	50%	25%
12V	53A	39.8A	26.5A	13.3A
15V	43A	32.3A	21.5A	10.8A
24V	27A	20.3A	13.5A	6.8A
32V	20A	15A	10A	5A
48V	13A	9.8A	6.5A	3.3A

(3) Mounting method

Refer below



Mounting method