



EXTRA TEST DATA OF PDA15F-12

*Regulated DC Power Supply
Apr, 20, 2024*

COSEL CO.,LTD.

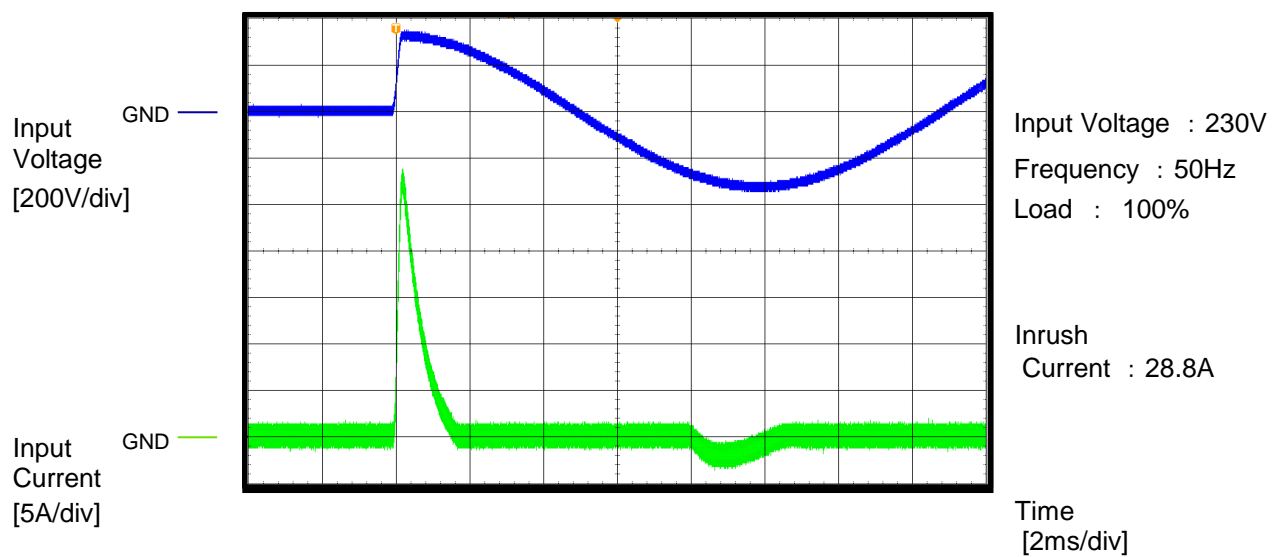
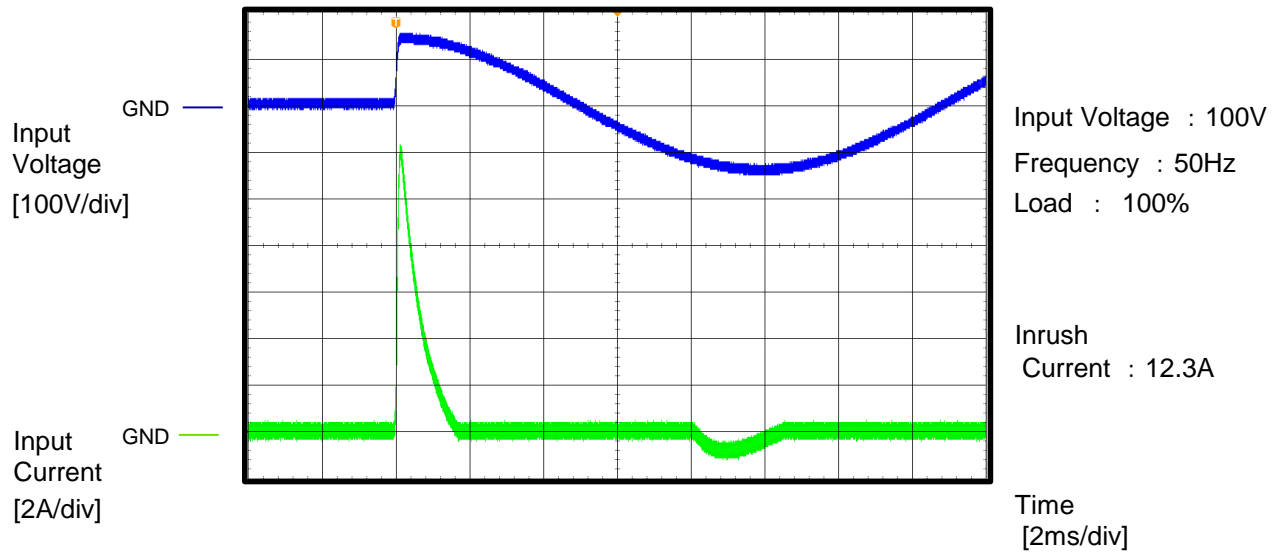
CONTENTS

1.Inrush Current (enlargement)	1
2.Dynamic Line Regulation	2
3.Hiccup cycle (by Overcurrent Protection)	3
4.Figure of Testing Circuitry	4

(Final Page 4)

COSEL

Model	PDA15F-12		
Item	Inrush Current (enlargement)	Temperature	25°C
Object	_____	Testing Circuitry	A

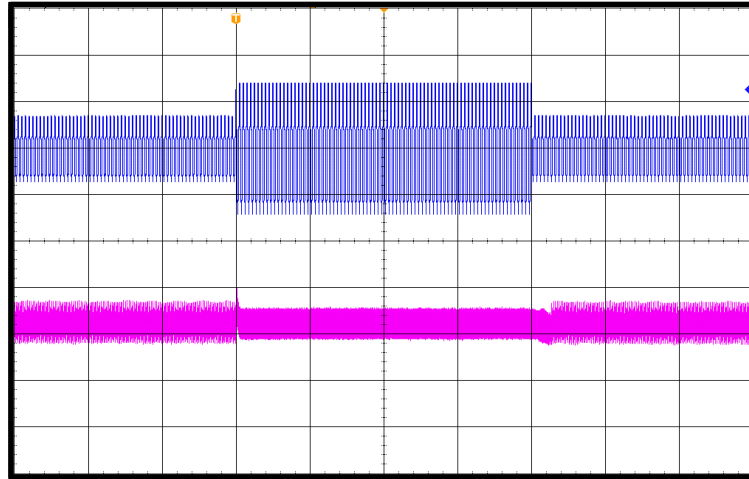


COSEL

Model	PDA15F-12	Temperature	25°C
Item	Dynamic Line Regulation	Testing Circuitry	A
Object	_____		

Input Voltage
[200V/div]

Output Voltage
[50mV/div]



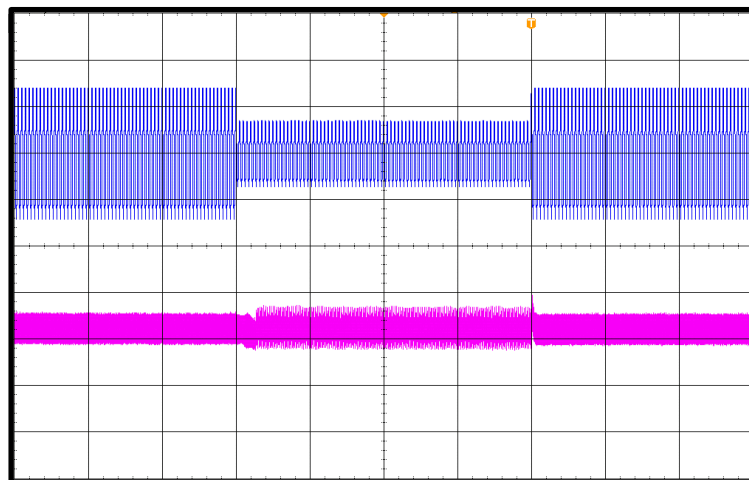
Input Voltage :
100V \Leftrightarrow 230V

Frequency : 50Hz
Load : 100%

Time
[400ms/div]

Input Voltage
[200V/div]

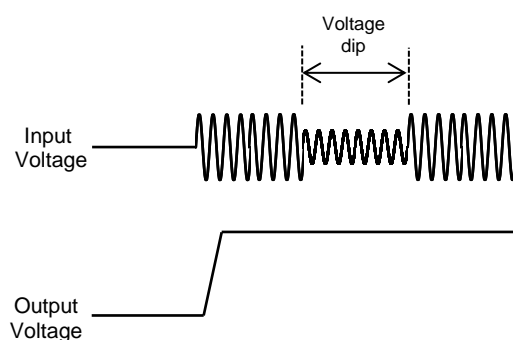
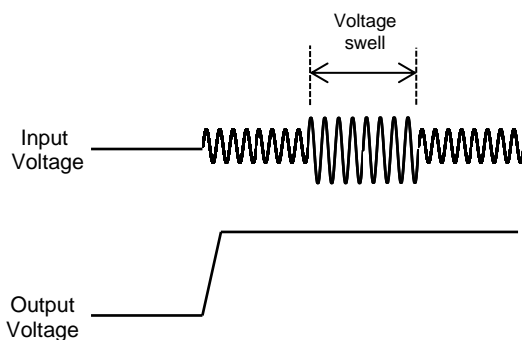
Output Voltage
[50mV/div]



Input Voltage :
230V \Leftrightarrow 100V

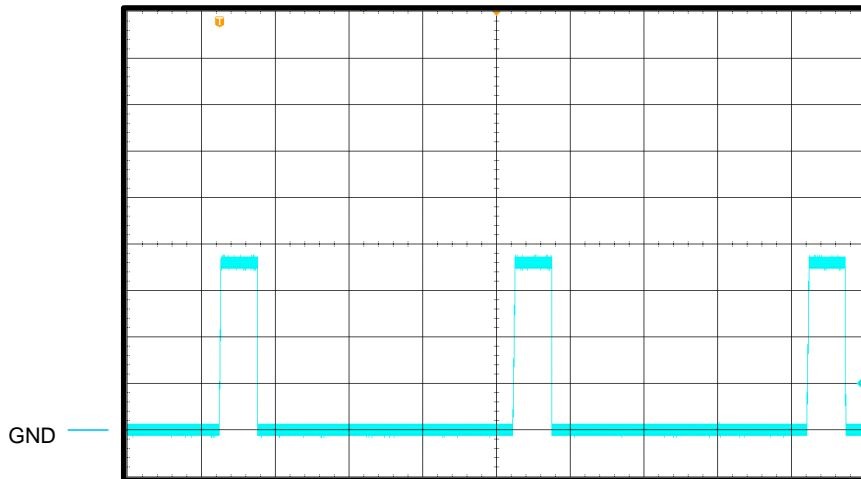
Frequency : 50Hz
Load : 100%

Time
[400ms/div]



COSEL

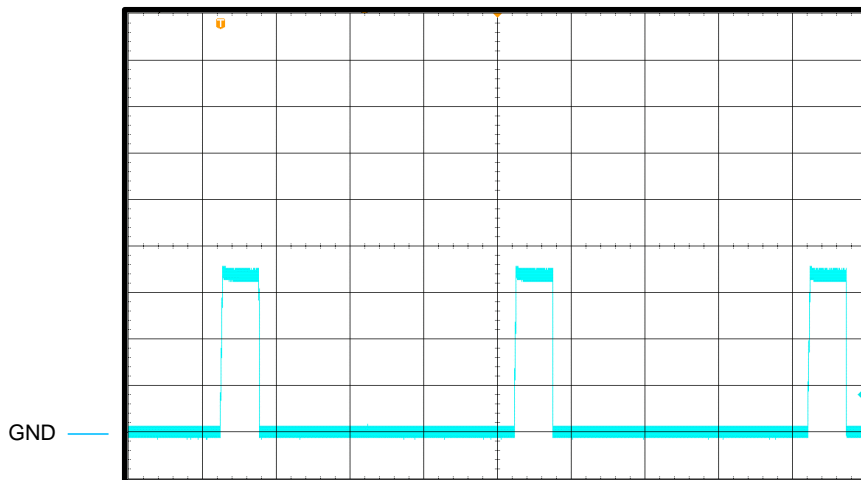
Model	PDA15F-12	Temperature	25°C
Item	Hiccup cycle (by Overcurrent Protection)	Testing Circuitry	A
Object	_____	Load	: Short

Output Current
[1A/div]

Input Voltage : 100V

Short-circuit
current : 3.8A

ON Time : 204ms

Hiccup mode
time : 1595msTime
[400ms/div]Output Current
[1A/div]

Input Voltage : 230V

Short-circuit
current : 3.6A

ON Time : 204ms

Hiccup mode
time : 1594msTime
[400ms/div]