



EXTRA TEST DATA OF PDA50F-5

*Regulated DC Power Supply
Apr, 20, 2024*

COSEL CO.,LTD.

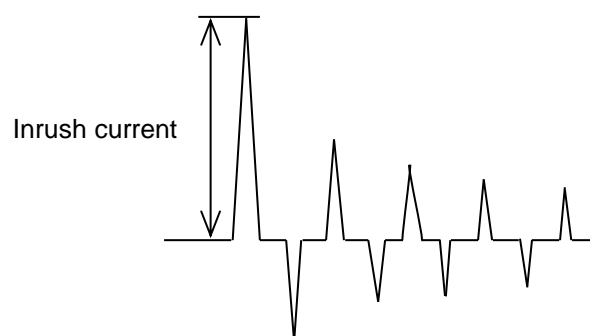
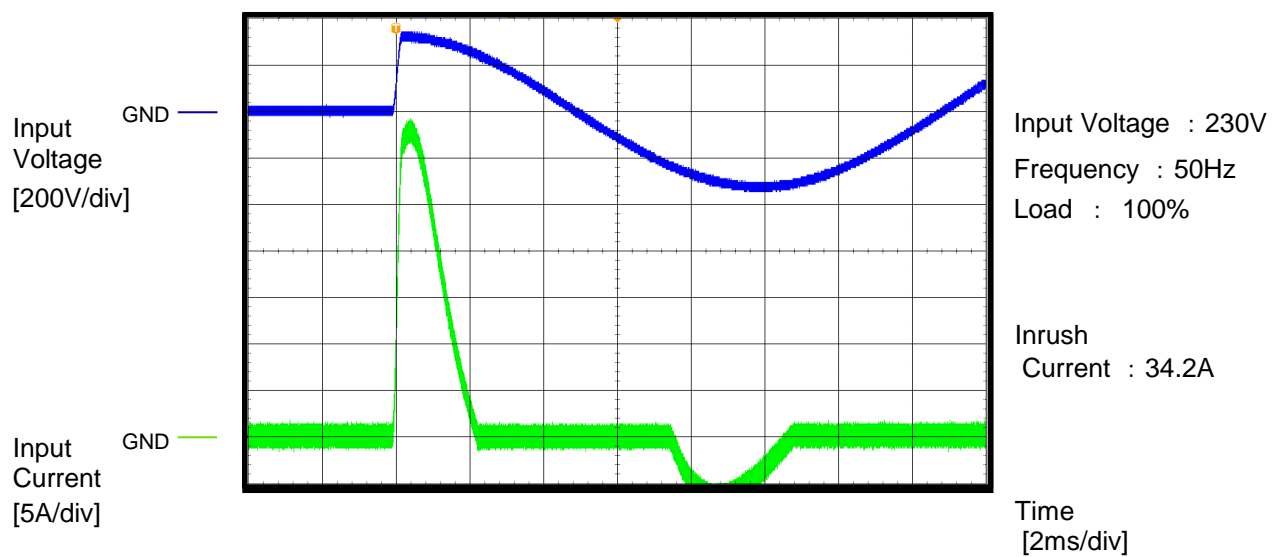
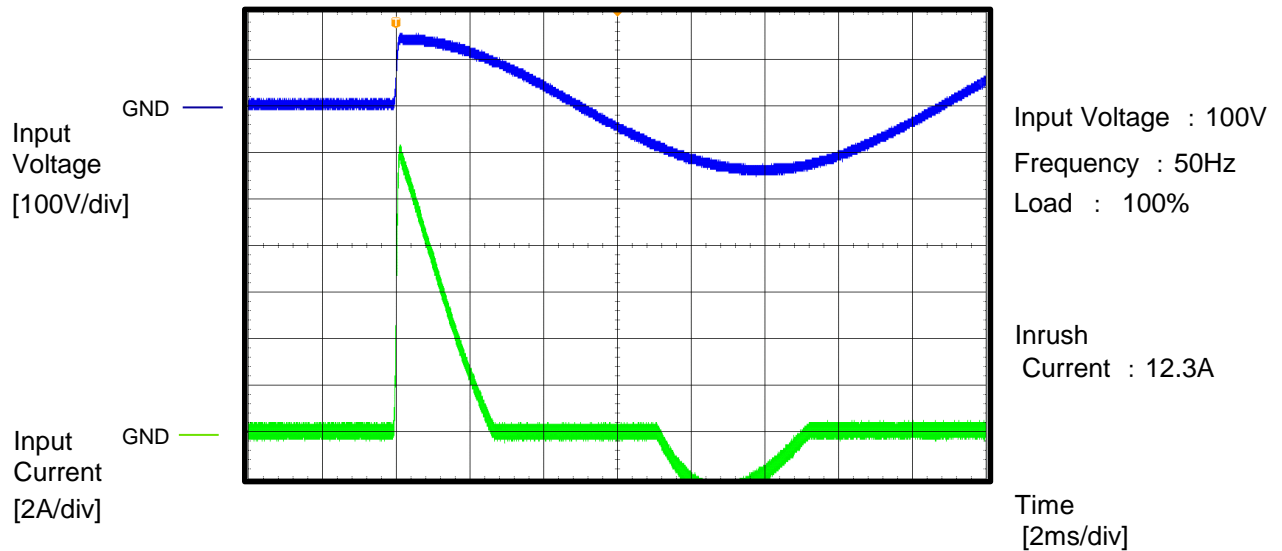
CONTENTS

1.Inrush Current (enlargement)	1
2.Dynamic Line Regulation	2
3.Hiccup cycle (by Overcurrent Protection)	3
4.Figure of Testing Circuitry	4

(Final Page 4)

COSEL

Model	PDA50F-5		
Item	Inrush Current (enlargement)	Temperature	25°C
Object	_____	Testing Circuitry	A

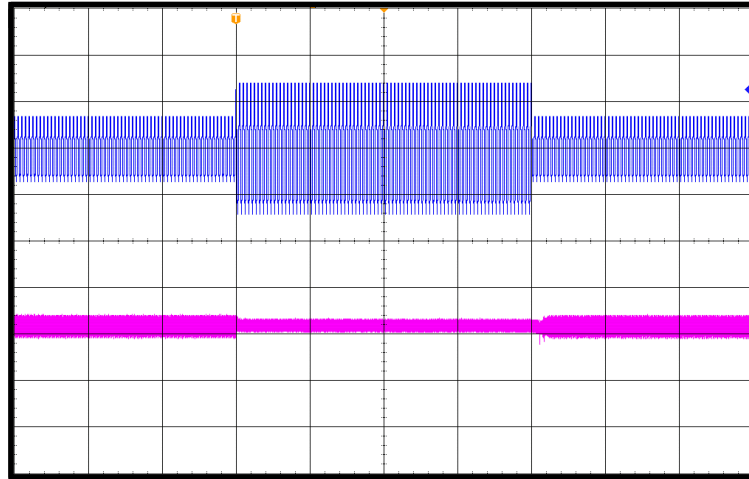


COSEL

Model	PDA50F-5	Temperature	25°C
Item	Dynamic Line Regulation	Testing Circuitry	A
Object	_____		

Input Voltage
[200V/div]

Output Voltage
[50mV/div]



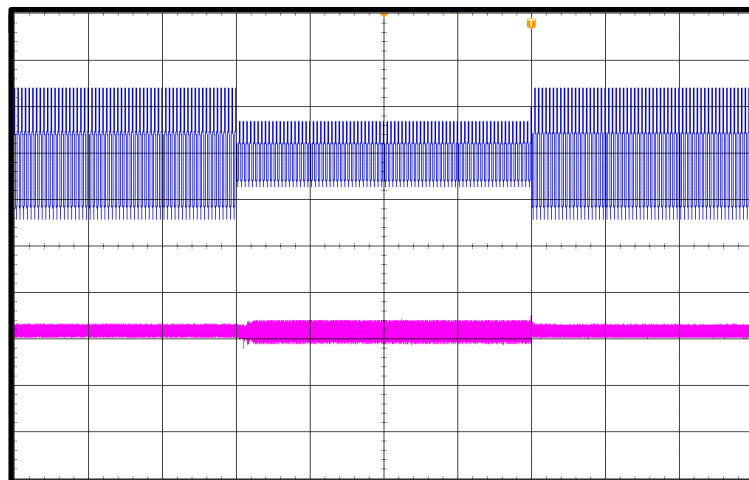
Input Voltage :
100V \leftrightarrow 230V

Frequency : 50Hz
Load : 100%

Time
[400ms/div]

Input Voltage
[200V/div]

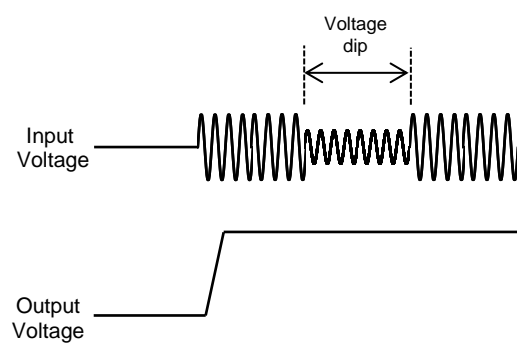
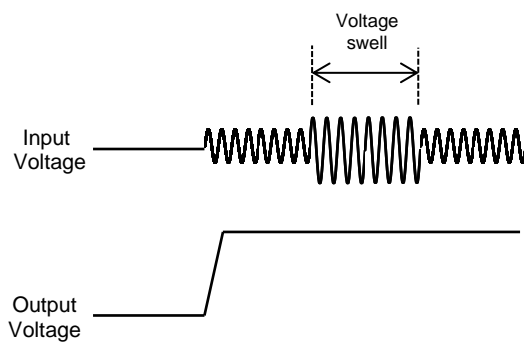
Output Voltage
[50mV/div]



Input Voltage :
230V \leftrightarrow 100V

Frequency : 50Hz
Load : 100%

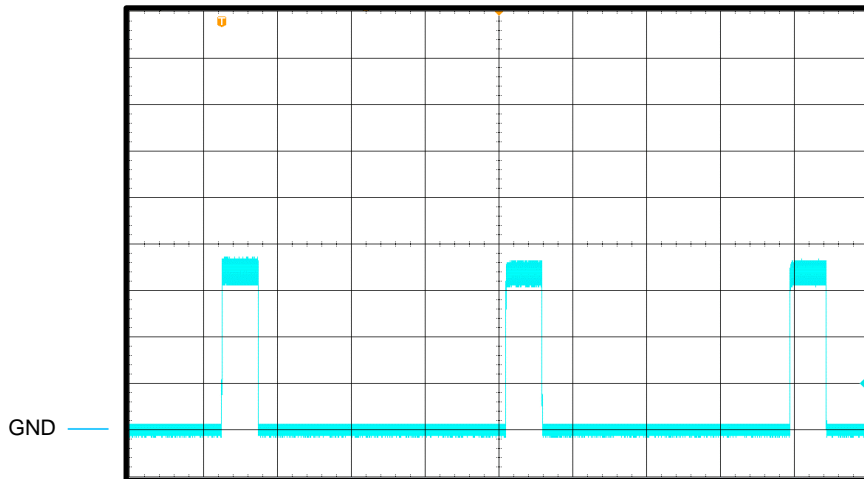
Time
[400ms/div]



COSEL

		Temperature 25°C Testing Circuitry A Load : Short
Model	PDA50F-5	
Item	Hiccup cycle (by Overcurrent Protection)	
Object	_____	

Output
Current
[5A/div]



Input Voltage : 100V

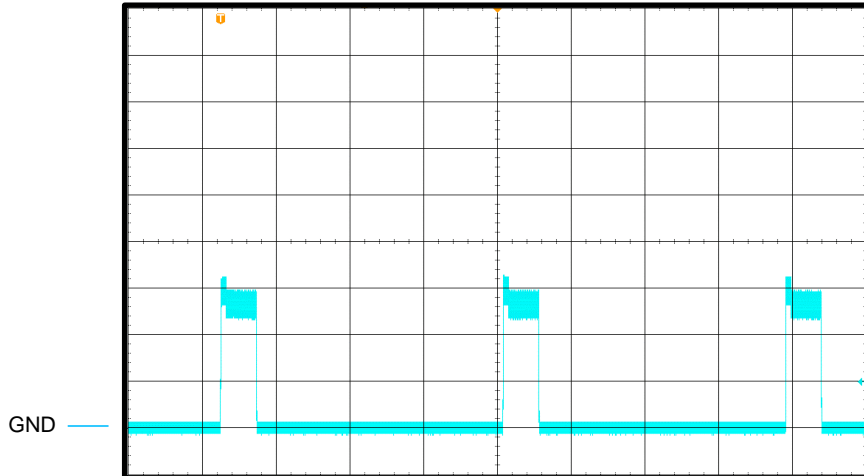
Short-circuit
current : 18.6A

ON Time : 196ms

Hiccup mode
time : 1539ms

Time
[400ms/div]

Output
Current
[5A/div]



Input Voltage : 230V

Short-circuit
current : 16.4A

ON Time : 195ms

Hiccup mode
time : 1532ms

Time
[400ms/div]

