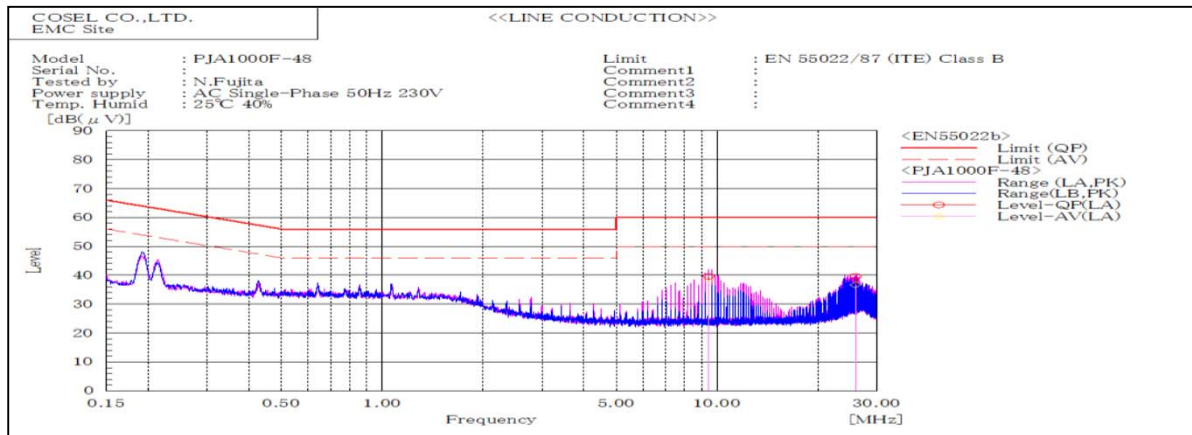
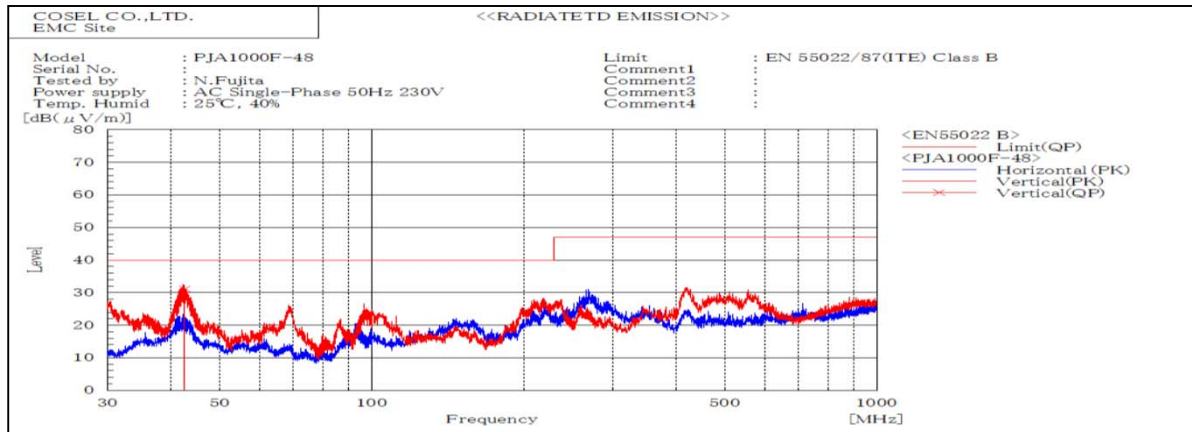


DATA SHEET		Date	10-May-17
Model	PJA1000F-48	Temp.	25 degreeC
Test	EMI Line conduction & Radiated emission	Humid.	40 %RH
		Tested by	N.Fujita



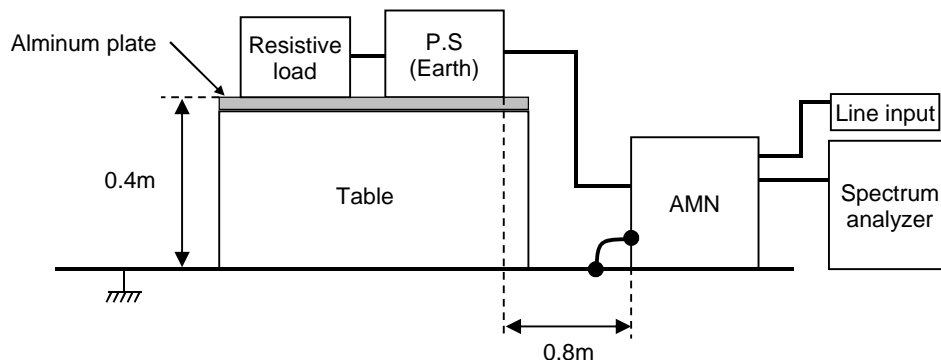
Frequency MHz	Line Phase	Reading dB(uV)		Factor dB	Level dB(uV)		Limit dB(uV)		Margin dB		Pass/ Fail	Remark
		QP	AV		QP	AV	QP	AV	QP	AV		
9.42787	LA	18.6	17.5	21	39.6	38.5	60	50	20.4	11.5	Pass	
25.9186	LA	18.3	15.4	21.3	39.6	36.7	60	50	20.4	13.3	Pass	



Frequency MHz	Polarization	Stability	Reading dB(uV)		Factor dB(1/m)	Level dB(uV/m)		Margin dB	Pass/ Fail	Height cm	Angle deg	Remark
			QP	AV		QP	AV					
42.624	V	Stable	44.6	-13.5		31.1	40	8.9	Pass	102	44	

DATA SHEET		Date	10-May-17
Model	Circuit used for measurement	Temp.	25 degreeC
Test	EMI Line conduction & Radiated emission	Humid.	40 %RH
		Tested by	N.Fujita

1. Line conduction



2. Radiated emission

