



EXTRA TEST DATA OF PJA100F-24

*Regulated DC Power Supply
Aug 20, 2020*

COSEL CO.,LTD.

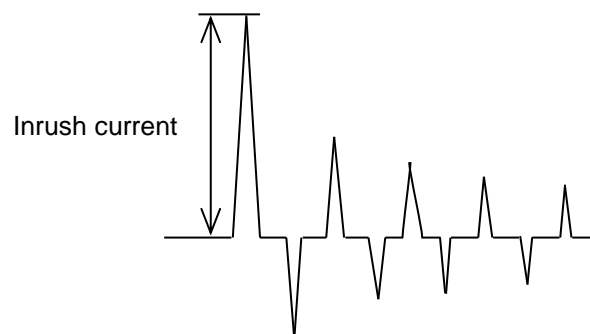
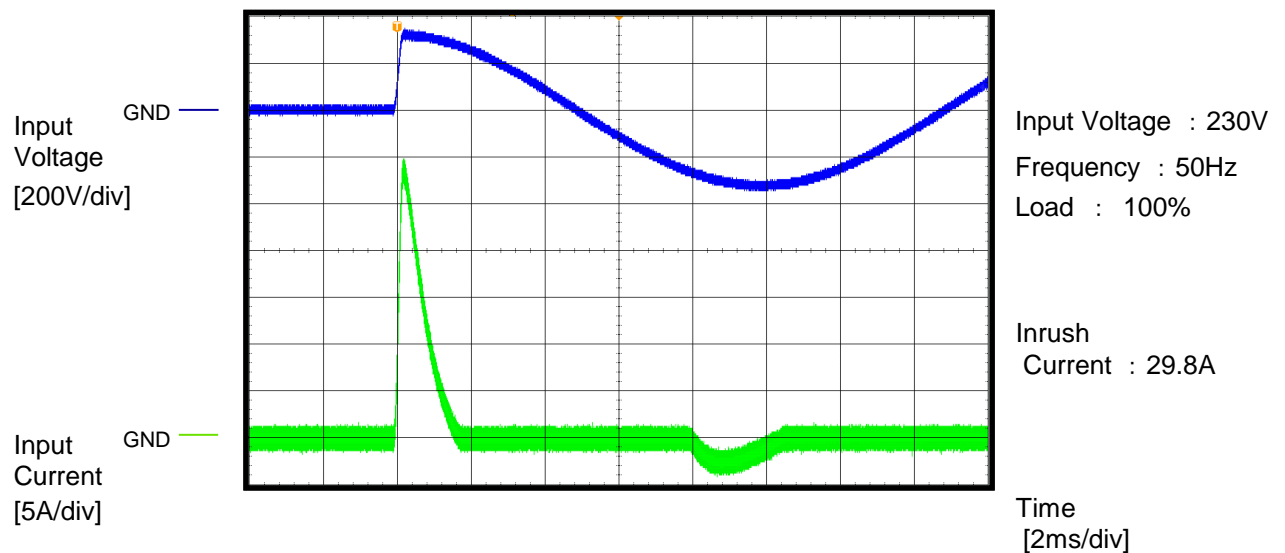
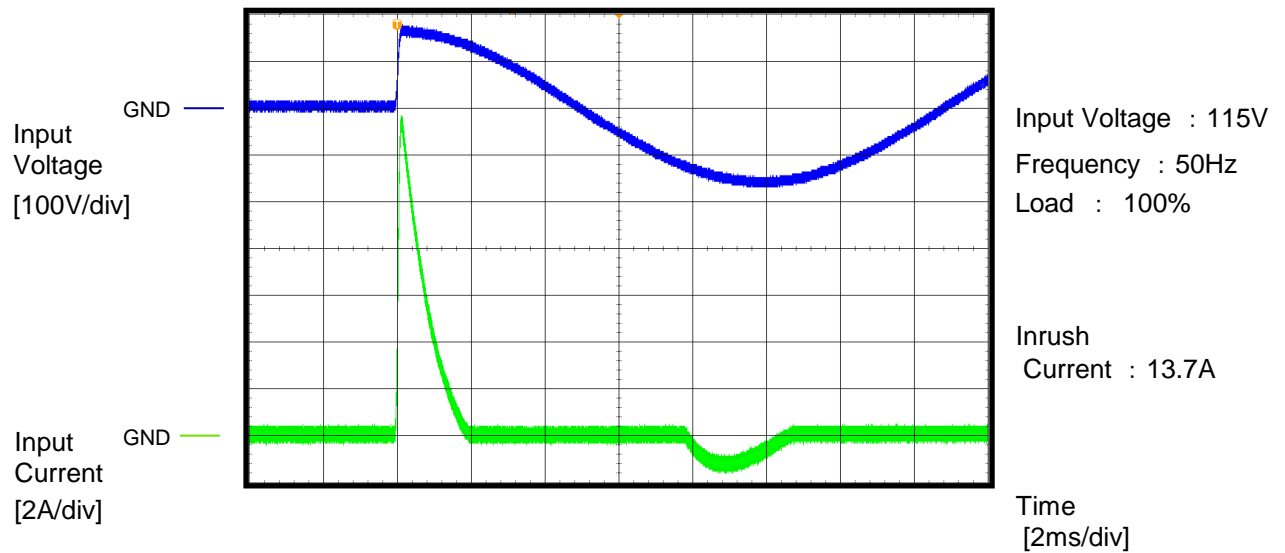
CONTENTS

1.Inrush Current (enlargement)	1
2.Dynamic Line Regulation	2
3.Overtoltage Protection (waveform)	3
4.Hiccup cycle (by Overcurrent Protection)	4
5.Power Consumption (by Input Voltage)	5
6.Figure of Testing Circuitry	6

(Final Page 6)

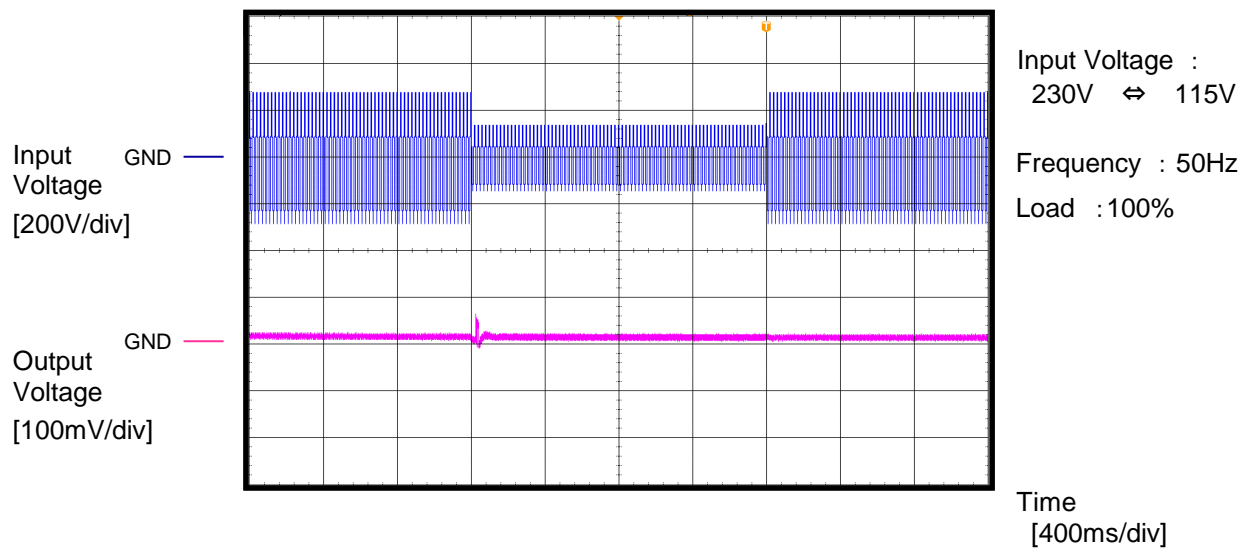
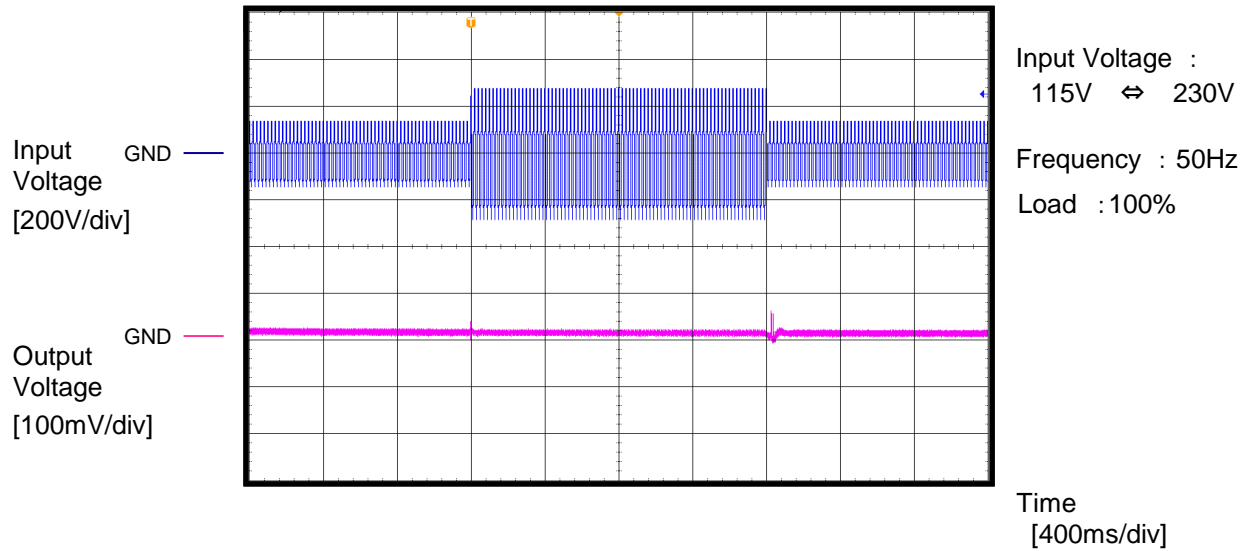
COSEL

Model	PJA100F-24		
Item	Inrush Current (enlargement)	Temperature	25°C
Object		Testing Circuitry	A



COSEL

Model	PJA100F-24	Temperature 25°C Testing Circuitry A
Item	Dynamic Line Regulation	
Object	_____	

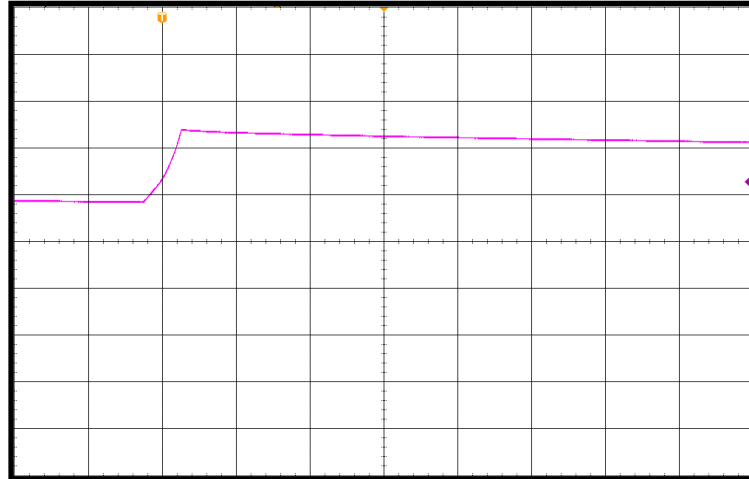


COSEL

Model	PJA100F-24	Temperature	25°C
Item	Over Voltage Protection	Testing Circuitry	A
Object	_____	Input Voltage	: 115V

Output
Voltage
[5V/div]

GND



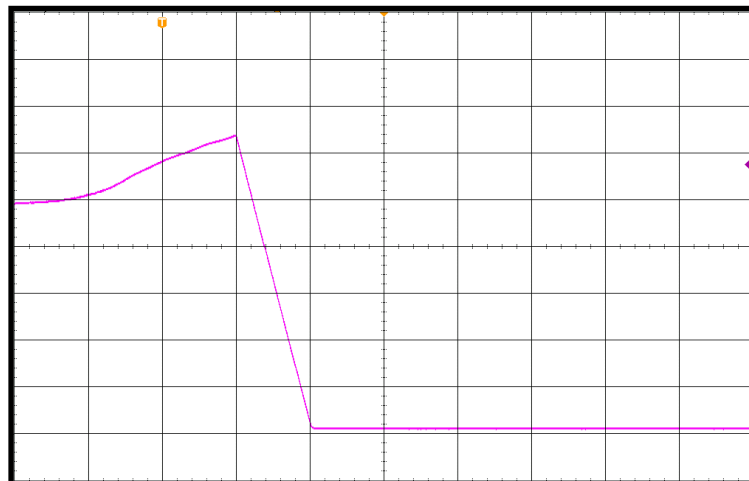
Load : 0%

Overvoltage protection
value : 32.0V

Time
[40ms/div]

Output
Voltage
[5V/div]

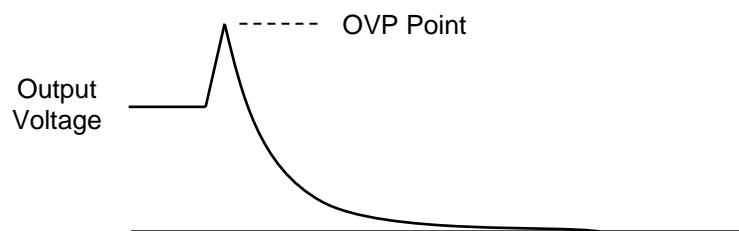
GND



Load : 100%

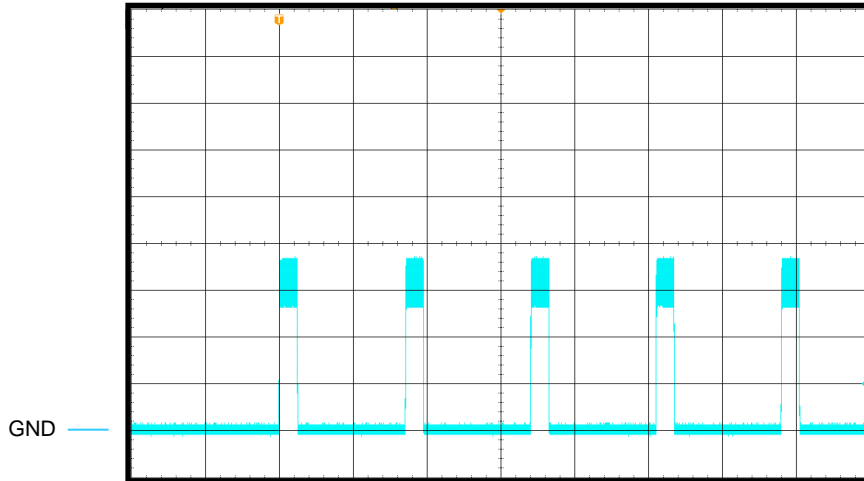
Overvoltage protection
value : 31.9V

Time
[20ms/div]



COSEL

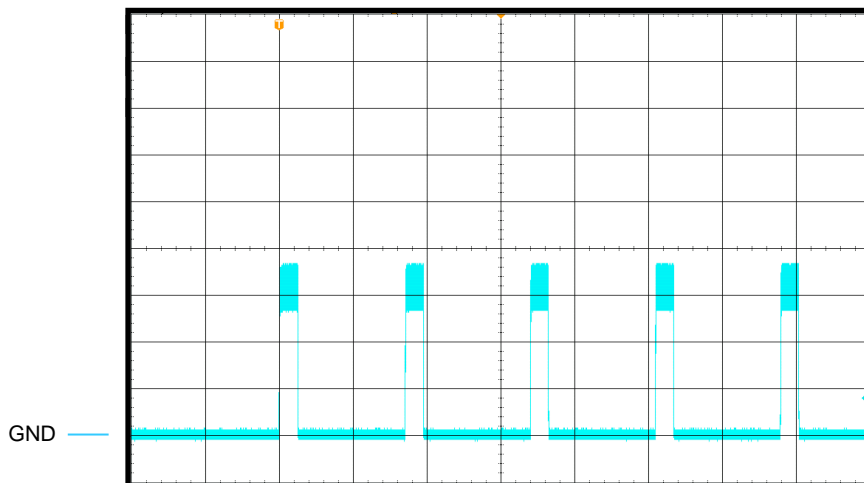
Model	PJA100F-24	Temperature	25°C
Item	Hiccup cycle (by Overcurrent Protection)	Testing Circuitry	A
Object	_____	Load	: Short

Output Current
[2A/div]

Input Voltage : 115V

Short-circuit
current : 7.4A

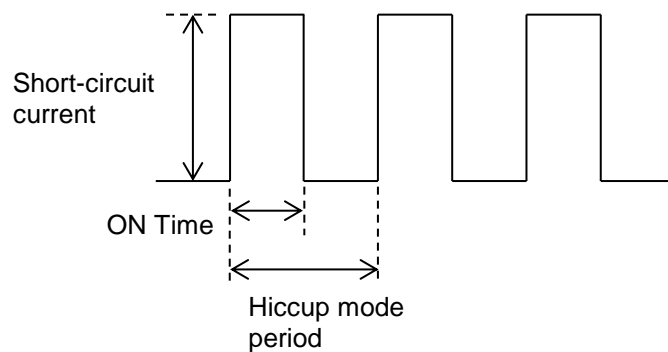
ON Time : 50ms

Short circuit
period : 342msTime
[200ms/div]Output Current
[2A/div]

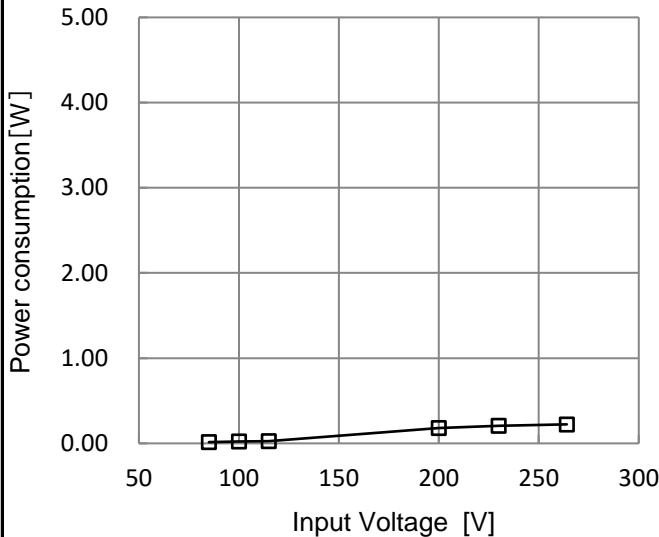
Input Voltage : 230V

Short-circuit
current : 7.4A

ON Time : 50ms

Short circuit
period : 342msTime
[200ms/div]

COSEL

Model	PJA100F-24-R																
Item	Input voltage - Power consumption	Temperature	25°C														
Object	_____	Testing Circuitry	-														
1.Graph		Load :0%															
		2.Values															
		<table><tr><th>Input voltage [V]</th><th>Power consumption [W]</th></tr><tr><td>85</td><td>0.01</td></tr><tr><td>100</td><td>0.02</td></tr><tr><td>115</td><td>0.03</td></tr><tr><td>200</td><td>0.18</td></tr><tr><td>230</td><td>0.21</td></tr><tr><td>264</td><td>0.22</td></tr></table>		Input voltage [V]	Power consumption [W]	85	0.01	100	0.02	115	0.03	200	0.18	230	0.21	264	0.22
Input voltage [V]	Power consumption [W]																
85	0.01																
100	0.02																
115	0.03																
200	0.18																
230	0.21																
264	0.22																
Reducing standby power is possible by OFF signal of the remote control.																	

