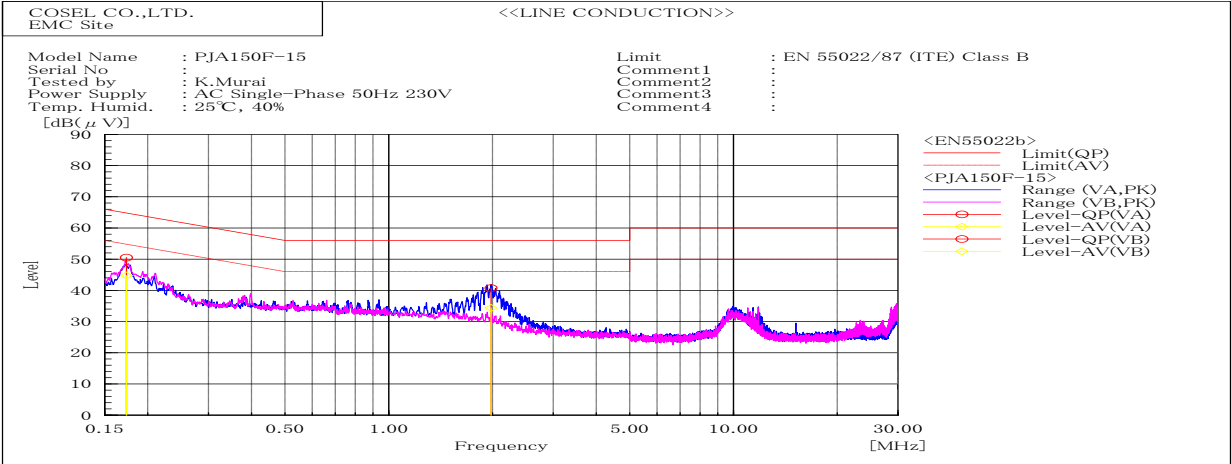
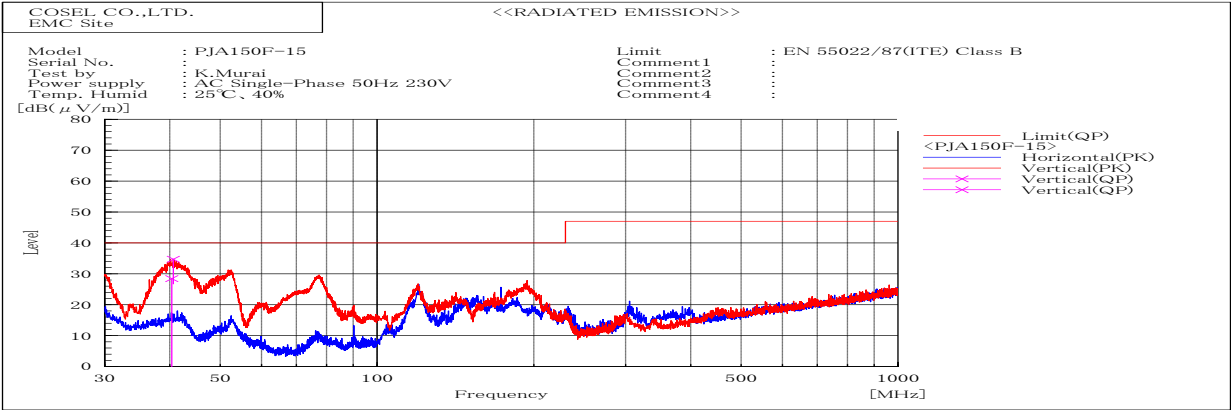


DATA SHEET		Date	01-Sep-16
Model	PJA150F-15	Temp.	25 degreeC
Test	EMI Line conduction & Radiated emission	Humid.	40 %RH
		Tested by	K.Murai



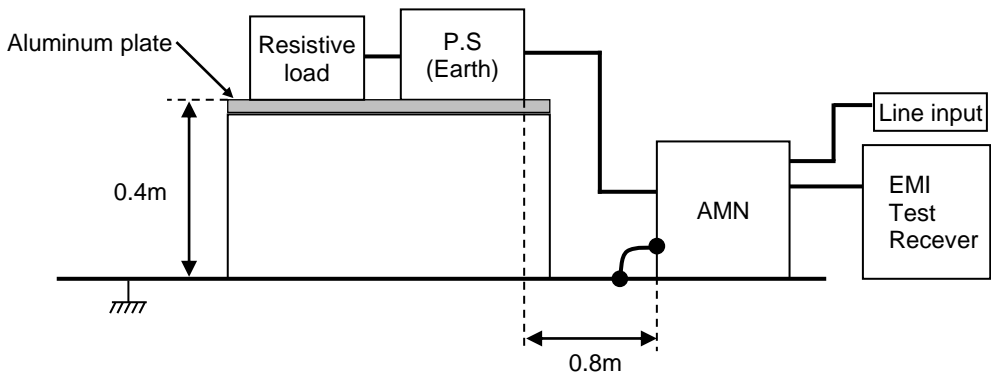
Frequency MHz	Line Phase	Reading dB(μV)		Factor dB	Level dB(μV/m)		Limit dB(μV/m)		Margin dB		Pass/Fail	Remark
		QP	AV		QP	AV	QP	AV	QP	AV		
0.17349	VB	30.4	27.4	20.1	50.5	44.8	64.8	54.8	14.3	10.0	Pass	
1.98037	VA	20.6	14.3	20.1	40.7	34.4	56.0	46.0	15.3	11.6	Pass	



Frequency MHz	Polariz ation	Stabili ty	Reading dB(μV)	Space Loss dB	Level dB(mW)	Limit dB(mW)	Margin dB	Pass/Fail	Height cm	Angle deg	Remark
			QP		QP	QP	QP				
40.357	V	Stable	43.8	-15.3	28.5	40	11.5	Pass	102	233	

DATA SHEET		Date	01-Sep-16
Model	Circuit used for measurement	Temp.	25 degreeC
Test	EMI Line conduction & Radiated emission	Humid.	40 %RH
		Tested by	K.Murai

1. Line conduction



2. Radiated emission

