



## ***EXTRA TEST DATA OF PJA150F-48***

*Regulated DC Power Supply  
Jul 20, 2020*

**COSEL CO.,LTD.**

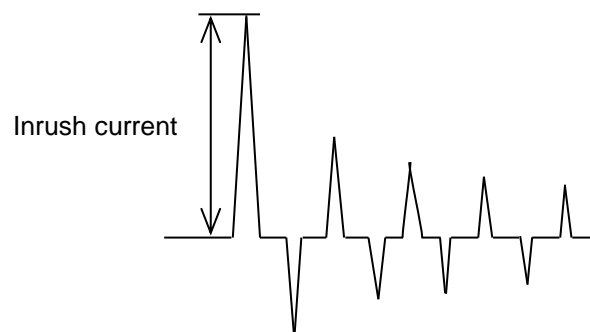
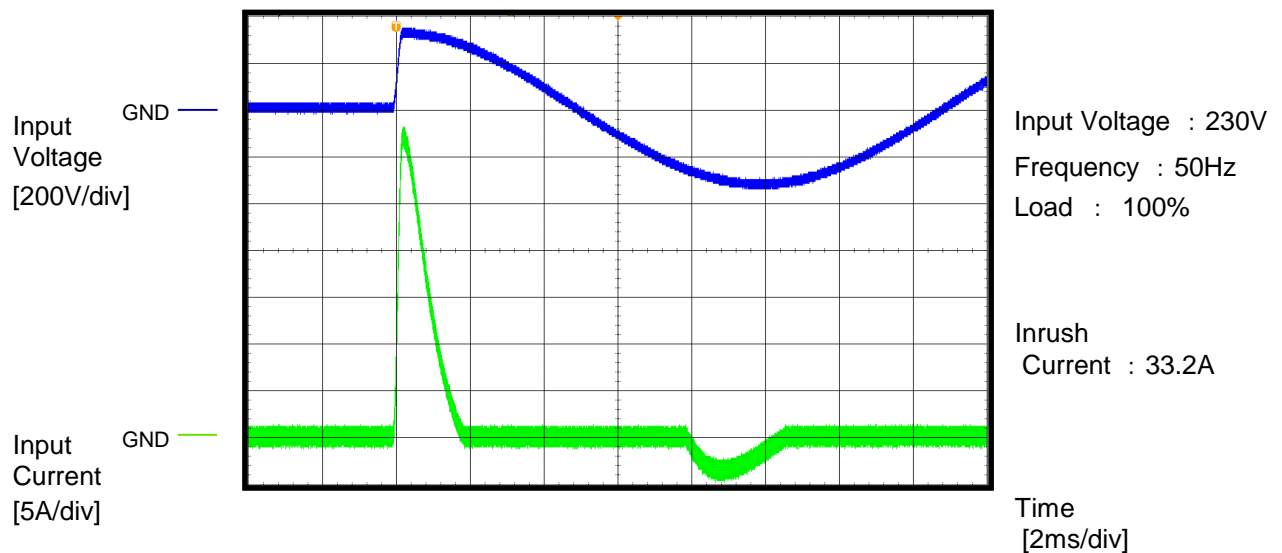
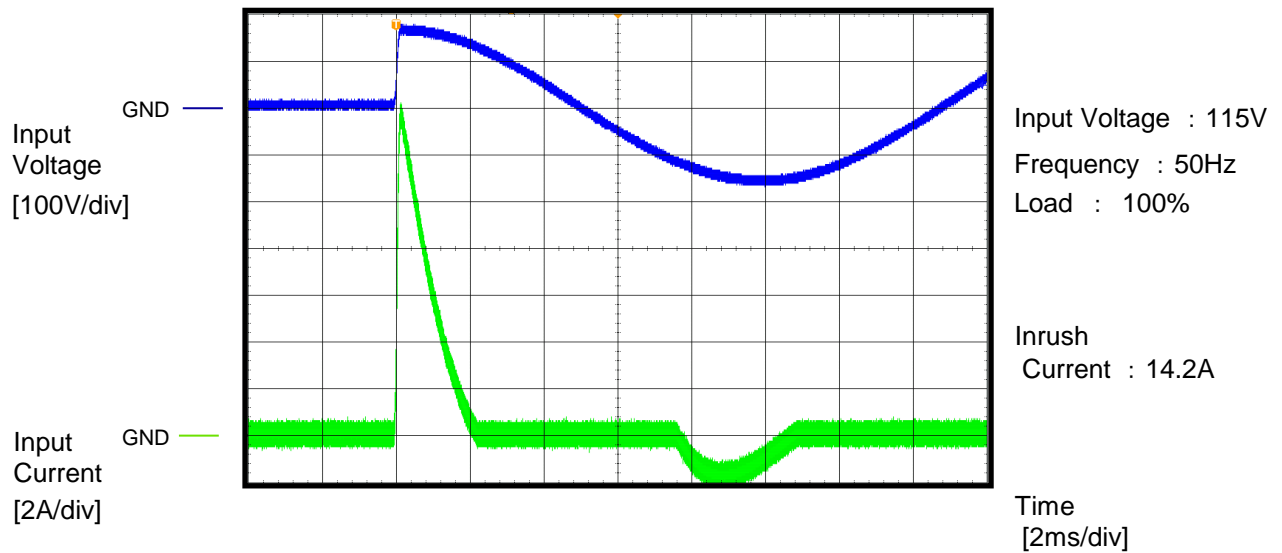
## CONTENTS

1.Inrush Current (enlargement) . . . . .	1
2.Dynamic Line Regulation . . . . .	2
3.Oversvoltage Protection (waveform) . . . . .	3
4.Hiccup cycle (by Overcurrent Protection) . . . . .	4
5.Power Consumption (by Input Voltage) . . . . .	5
6.Figure of Testing Circuitry . . . . .	6

(Final Page 6)

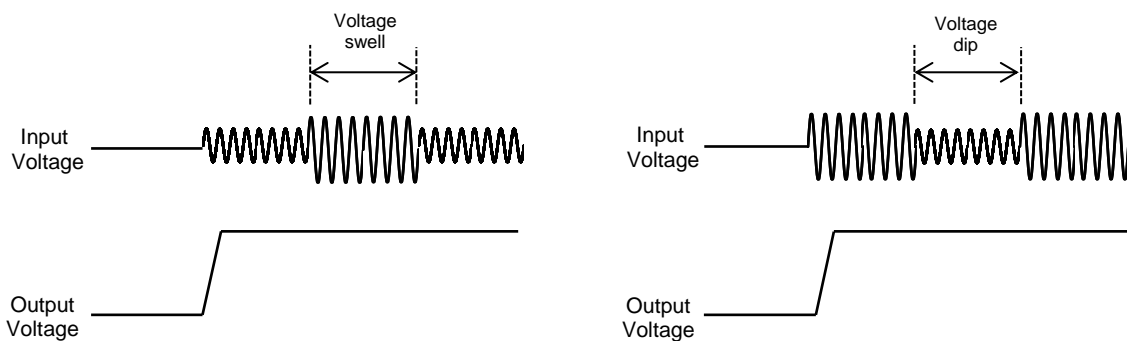
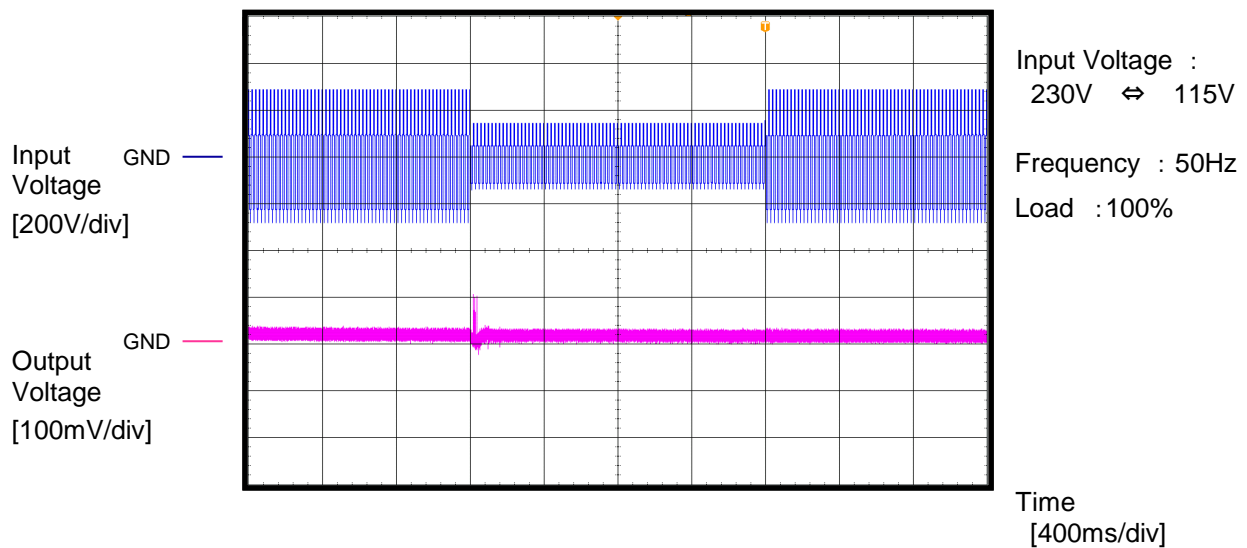
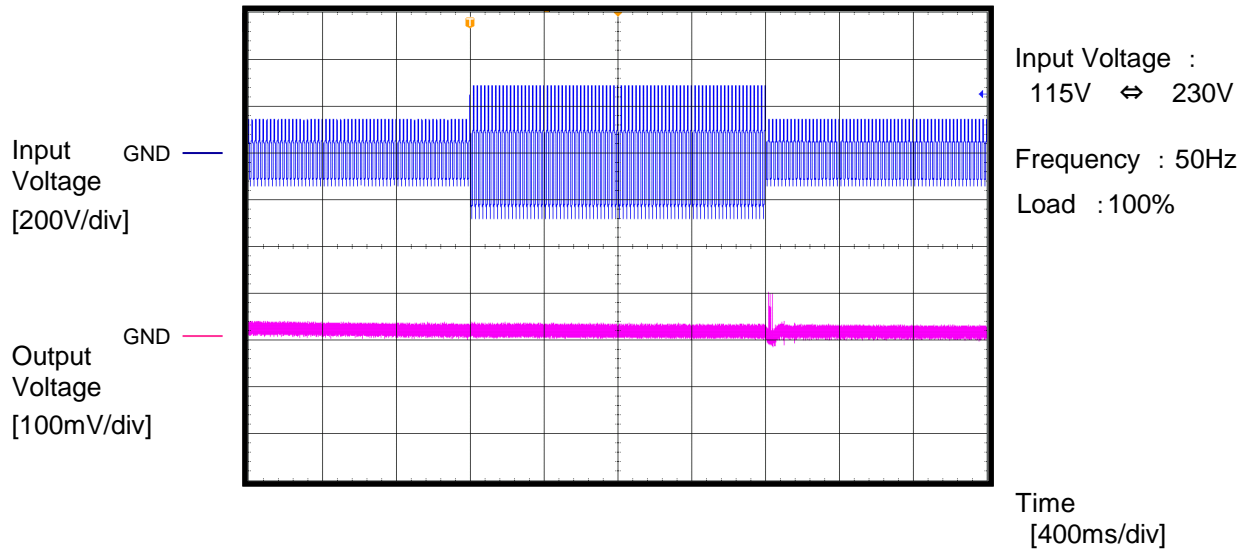
**COSEL**

Model	PJA150F-48		
Item	Inrush Current (enlargement)	Temperature	25°C
Object		Testing Circuitry	A



**COSEL**

Model	PJA150F-48	Temperature	25°C
Item	Dynamic Line Regulation	Testing Circuitry	A
Object	_____		

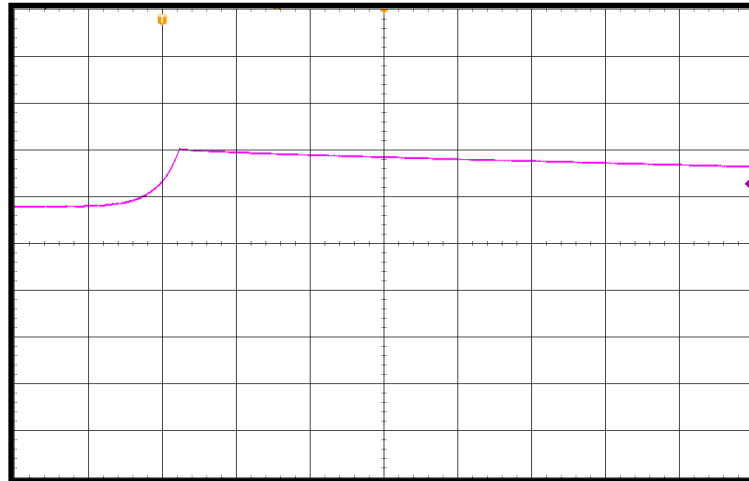


**COSEL**

Model	PJA150F-48	Temperature	25°C
Item	Over Voltage Protection	Testing Circuitry	A
Object	_____	Input Voltage : 115V	

Output  
Voltage  
[10V/div]

GND

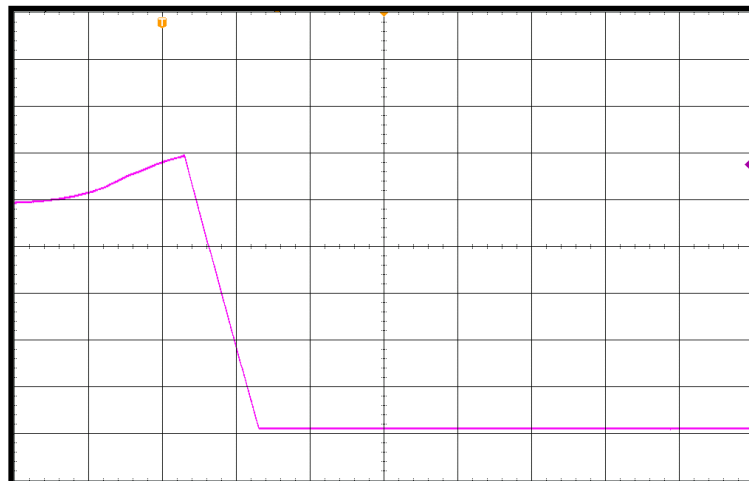


Load : 0%  
Overvoltage protection  
value : 60.4V

Time  
[40ms/div]

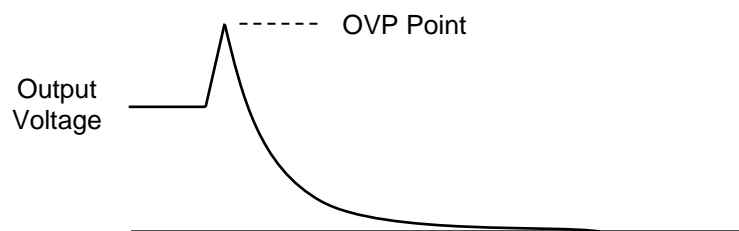
Output  
Voltage  
[10V/div]

GND



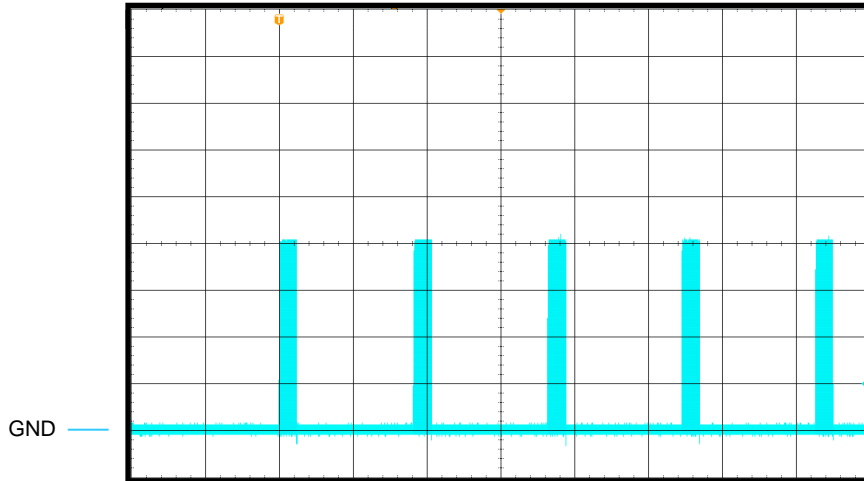
Load : 100%  
Overvoltage protection  
value : 59.6V

Time  
[20ms/div]



**COSEL**

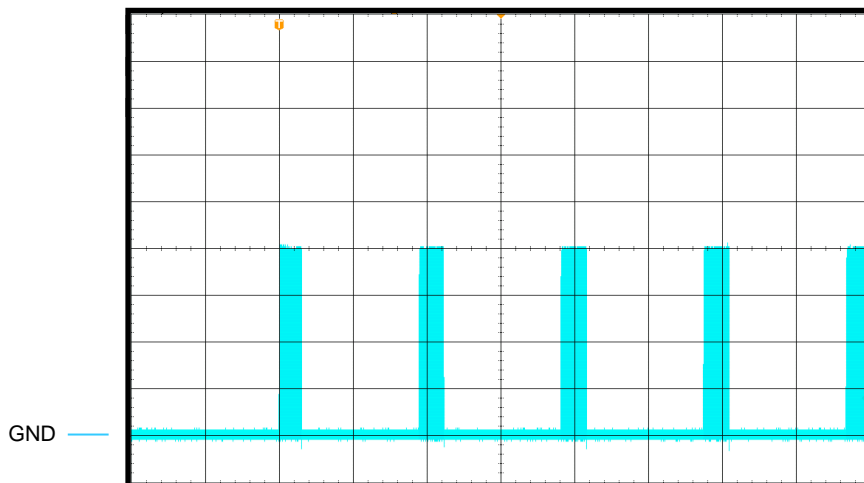
Model	PJA150F-48	Temperature	25°C
Item	Hiccup cycle (by Overcurrent Protection)	Testing Circuitry	A
Object	_____	Load	: Short

Output Current  
[2A/div]

Input Voltage : 115V

Short-circuit  
current : 8.4A

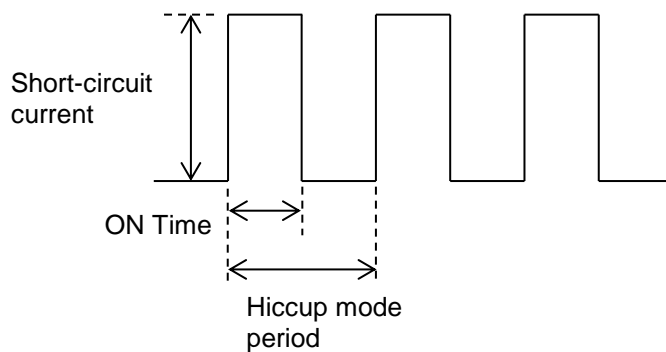
ON Time : 60ms

Short circuit  
period : 368msTime  
[200ms/div]Output Current  
[2A/div]

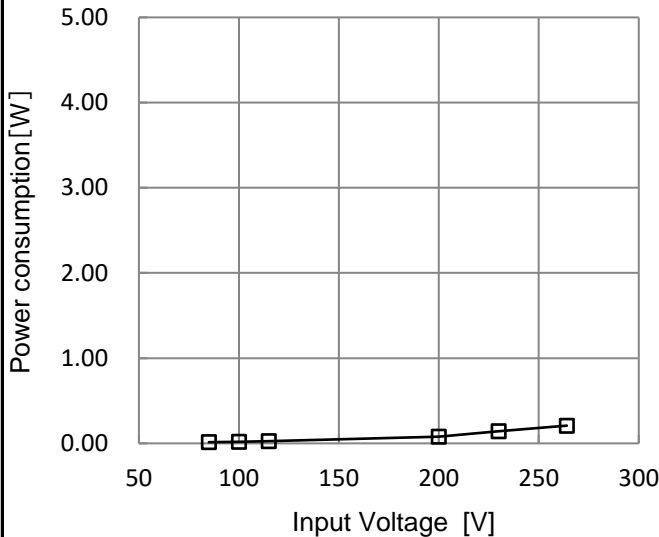
Input Voltage : 230V

Short-circuit  
current : 8.2A

ON Time : 64ms

Short circuit  
period : 384msTime  
[200ms/div]

**COSEL**

Model	PJA150F-48-R																
Item	Input voltage - Power consumption	Temperature	25°C														
Object	_____	Testing Circuitry	-														
1.Graph		Load :0%															
		2.Values															
		<table><tr><th>Input voltage [V]</th><th>Power consumption [W]</th></tr><tr><td>85</td><td>0.01</td></tr><tr><td>100</td><td>0.02</td></tr><tr><td>115</td><td>0.03</td></tr><tr><td>200</td><td>0.08</td></tr><tr><td>230</td><td>0.14</td></tr><tr><td>264</td><td>0.21</td></tr></table>		Input voltage [V]	Power consumption [W]	85	0.01	100	0.02	115	0.03	200	0.08	230	0.14	264	0.21
Input voltage [V]	Power consumption [W]																
85	0.01																
100	0.02																
115	0.03																
200	0.08																
230	0.14																
264	0.21																
Reducing standby power is possible by OFF signal of the remote control.																	

