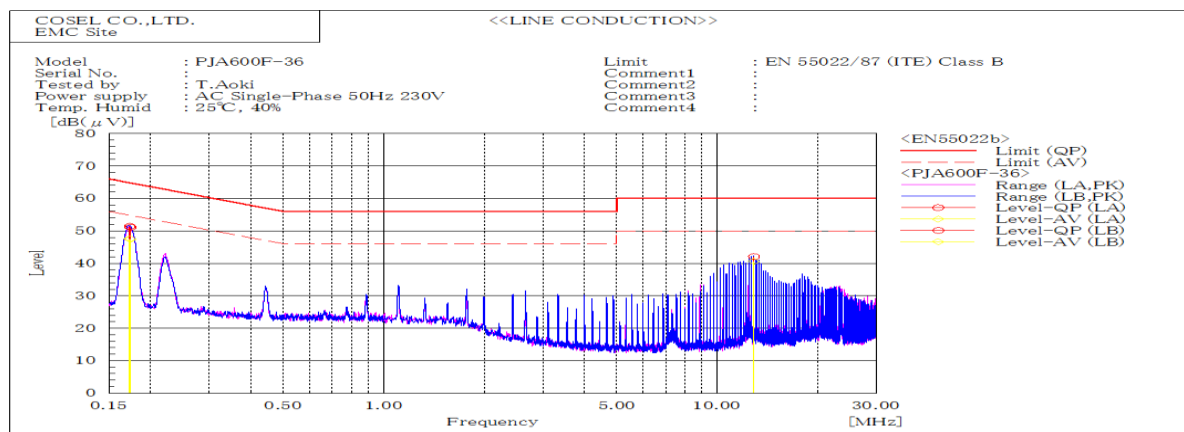
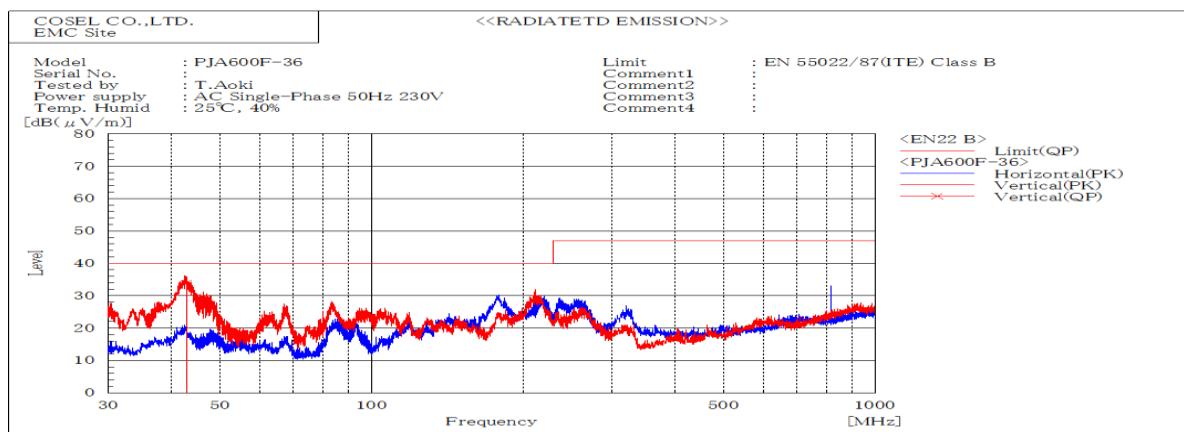


DATA SHEET		Date	09-Dec-16
Model	PJA600F-36	Temp.	25 degreeC
Test	EMI Line conduction & Radiated emission	Humid.	40 %RH
		Tested by	T.Aoki



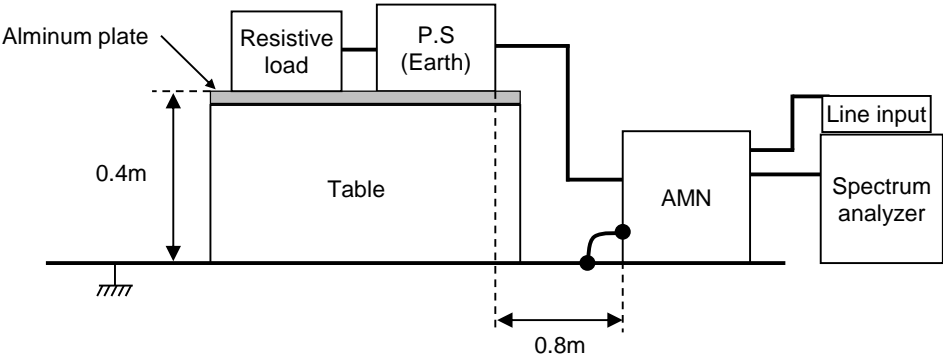
Frequency MHz	Line Phase	Reading dB(uV)		Factor dB	Level dB(uV)		Limit dB(uV)		Margin dB		Pass/ Fail	Remark
		QP	AV		QP	AV	QP	AV	QP	AV		
0.17434	LA	40.7	37.1	10.4	51.1	47.5	64.8	54.8	13.7	7.3	Pass	
0.1731	LB	41	37.1	10.4	51.4	47.5	64.8	54.8	13.4	7.3	Pass	
12.88605	LB	30.9	29.4	11.2	42.1	40.6	60	50	17.9	9.4	Pass	



Frequency MHz	Polariza tion	Stability	Reading dB(uV)		Factor dB(1/m)	Level dB(uV/m)		Margin dB	Pass/ Fail	Height cm	Angle deg	Remark
			QP	AV		QP	AV					
42.908	V	Stable	47.4		-13.4	34		40	6	110	199	

DATA SHEET		Date	09-Dec-16
Model	Circuit used for measurement	Temp.	25 degreeC
Test	EMI Line conduction & Radiated emission	Humid.	40 %RH
		Tested by	T.Aoki

1. Line conduction



2. Radiated emission

