



EXTRA TEST DATA OF PJA600F-48

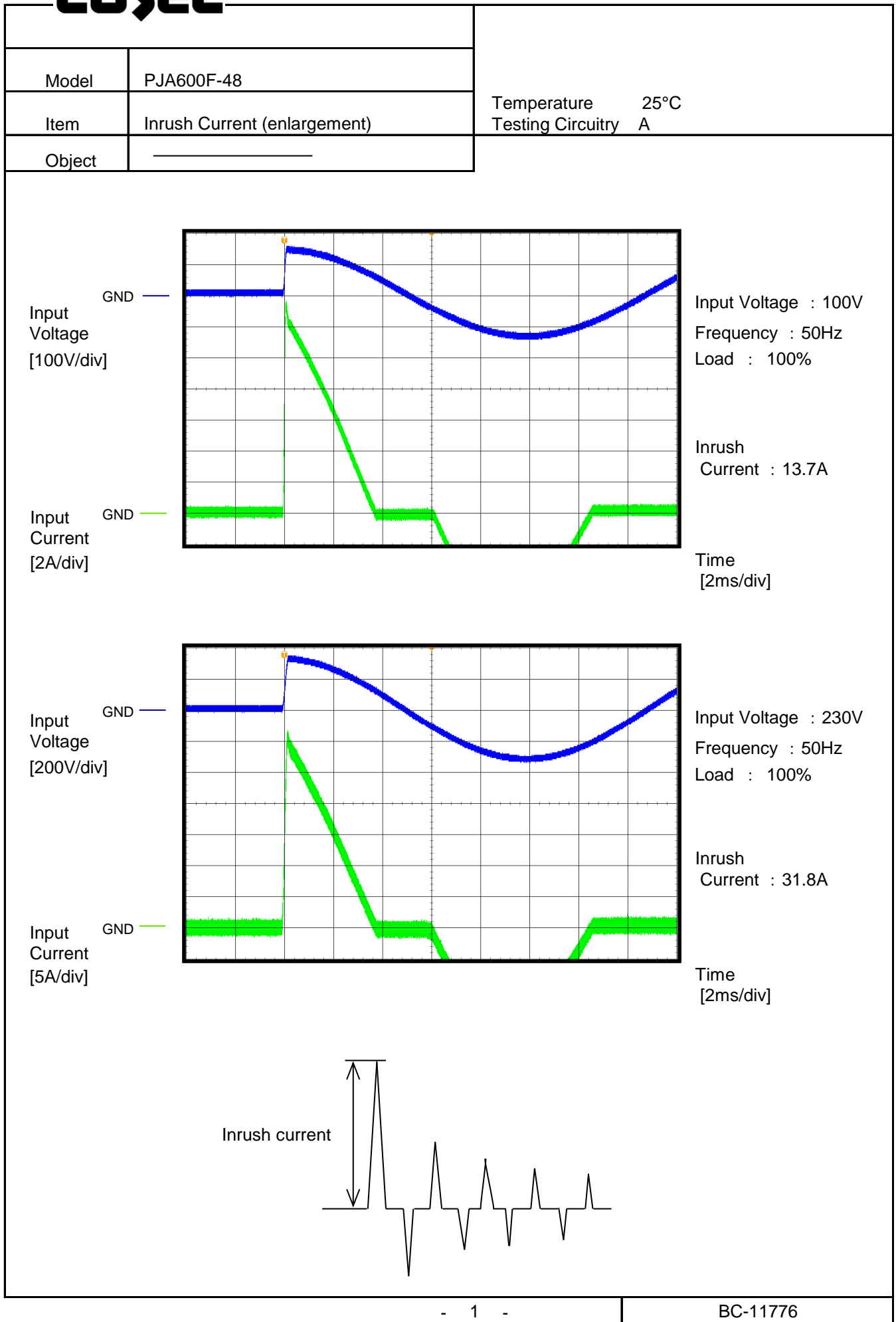
Regulated DC Power Supply
Nov 20, 2021

COSEL CO.,LTD.

CONTENTS

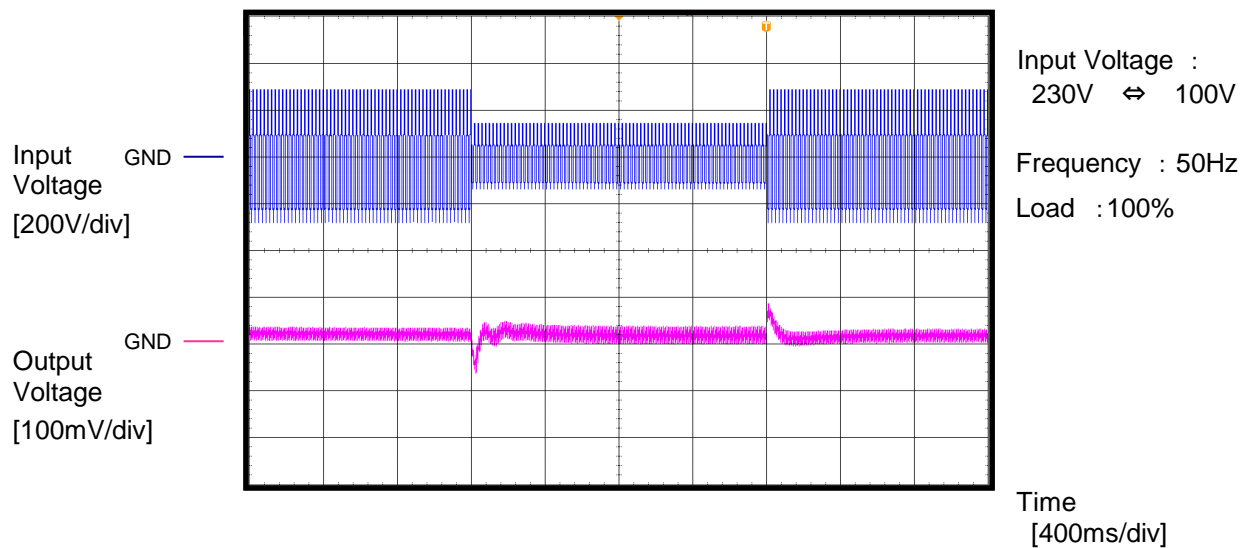
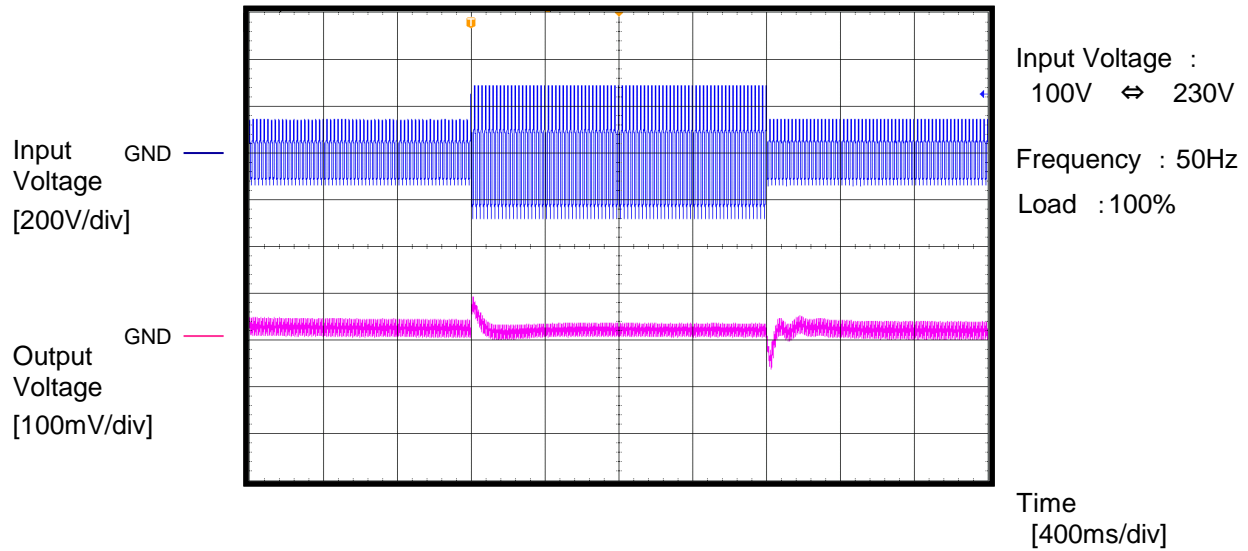
1.Inrush Current (enlargement)	1
2.Dynamic Line Regulation	2
3.Overtoltage Protection (waveform)	3
4.Hiccup cycle (by Overcurrent Protection)	4
5.Power Consumption (by Input Voltage)	5
6.Figure of Testing Circuitry	6

(Final Page 6)

COSEL

COSEL

Model	PJA600F-48	Temperature	25°C
Item	Dynamic Line Regulation	Testing Circuitry	A
Object	_____		

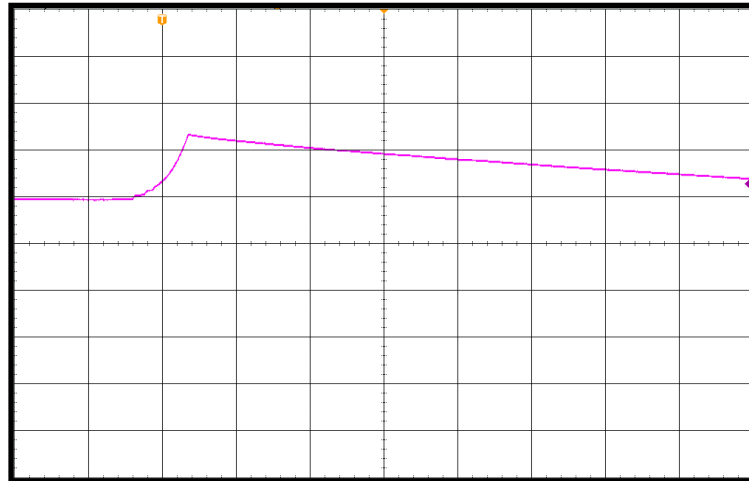


COSEL

Model	PJA600F-48	Temperature	25°C
Item	Over Voltage Protection	Testing Circuitry	A
Object	_____	Input Voltage : 100V	

Output Voltage
[10V/div]

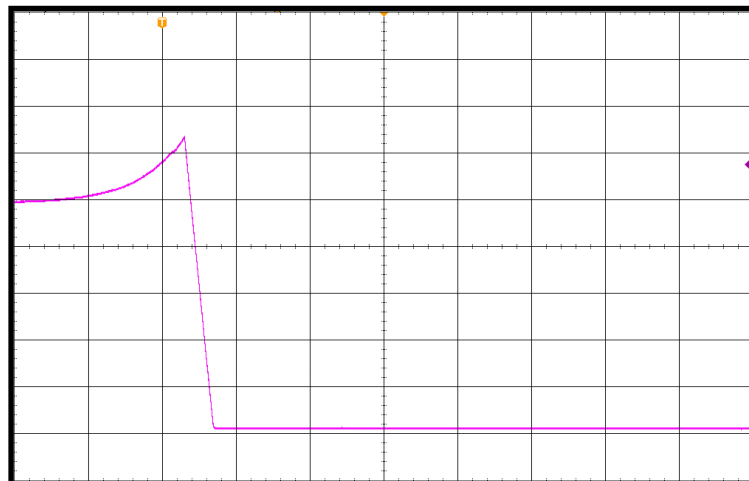
GND



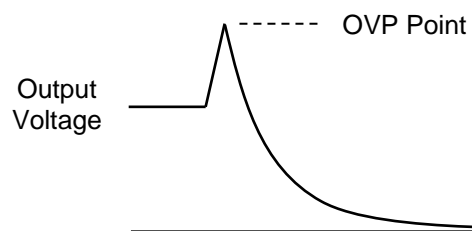
Load : 0%

Overvoltage protection
value : 63.4VTime
[40ms/div]Output Voltage
[10V/div]

GND

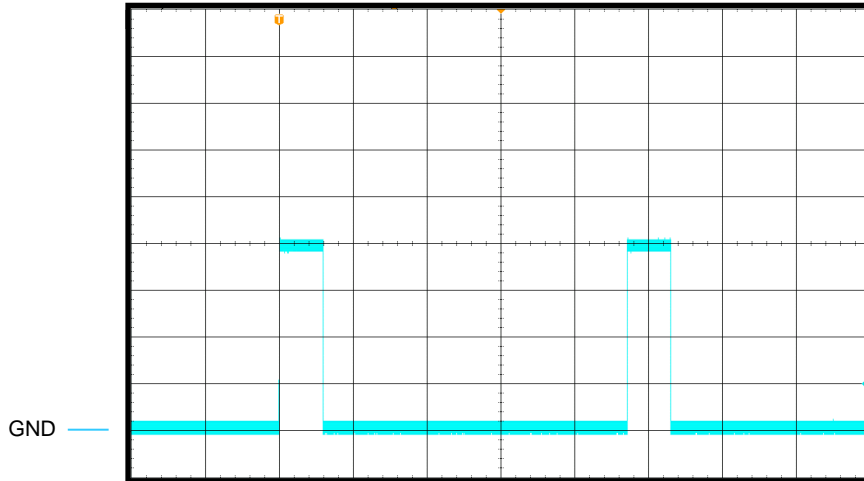


Load : 100%

Overvoltage protection
value : 63.5VTime
[20ms/div]

COSEL

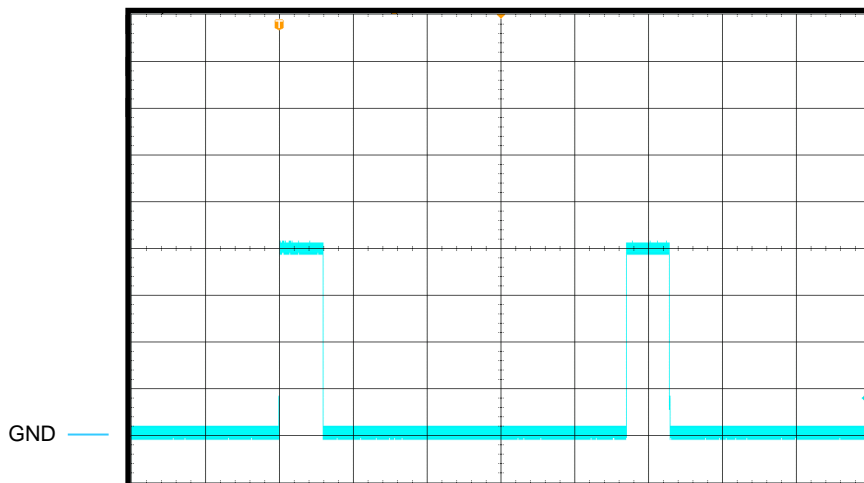
Model	PJA600F-48	Temperature	25°C
Item	Hiccup cycle (by Overcurrent Protection)	Testing Circuitry	A
Object	_____	Load	: Short

Output Current
[5A/div]

Input Voltage : 100V

Short-circuit
current : 20.6A

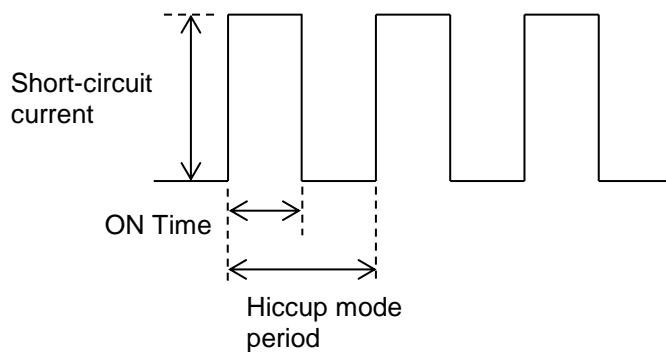
ON Time : 1187ms

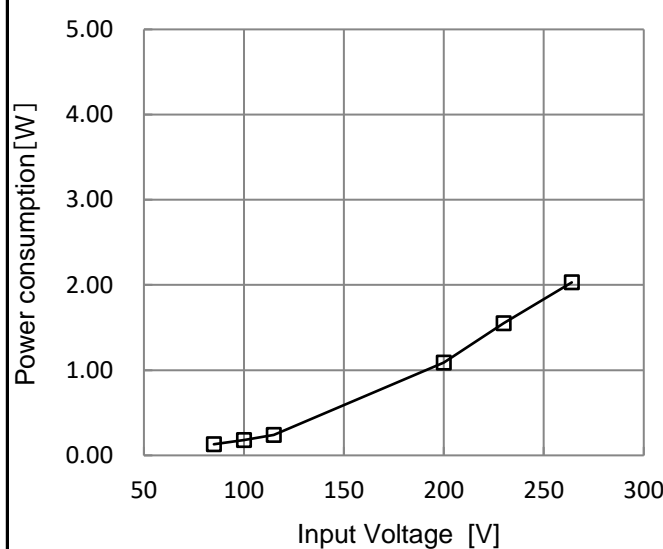
Short circuit
period : 9429msTime
[2000ms/div]Output Current
[5A/div]

Input Voltage : 230V

Short-circuit
current : 20.8A

ON Time : 1182ms

Short circuit
period : 9402msTime
[2000ms/div]

Model	PJA600F-48-R																
Item	Input voltage - Power consumption	Temperature	25°C														
Object	_____	Testing Circuitry	-														
1.Graph		Load :0%															
		2.Values															
		<table><tr><th>Input voltage [V]</th><th>Power consumption [W]</th></tr><tr><td>85</td><td>0.13</td></tr><tr><td>100</td><td>0.18</td></tr><tr><td>115</td><td>0.24</td></tr><tr><td>200</td><td>1.09</td></tr><tr><td>230</td><td>1.55</td></tr><tr><td>264</td><td>2.03</td></tr></table>		Input voltage [V]	Power consumption [W]	85	0.13	100	0.18	115	0.24	200	1.09	230	1.55	264	2.03
Input voltage [V]	Power consumption [W]																
85	0.13																
100	0.18																
115	0.24																
200	1.09																
230	1.55																
264	2.03																
Reducing standby power is possible by OFF signal of the remote control.																	

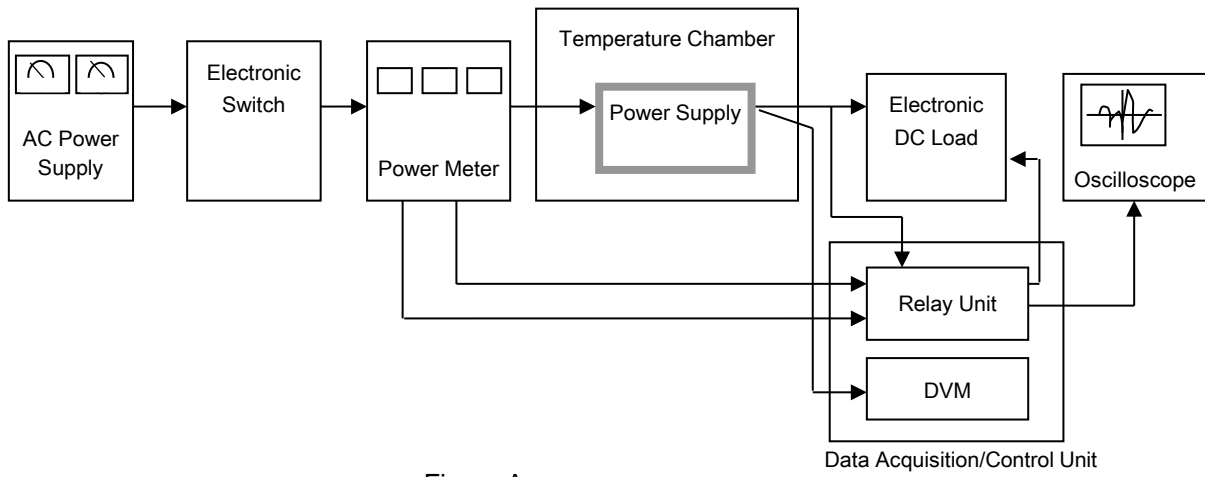


Figure A