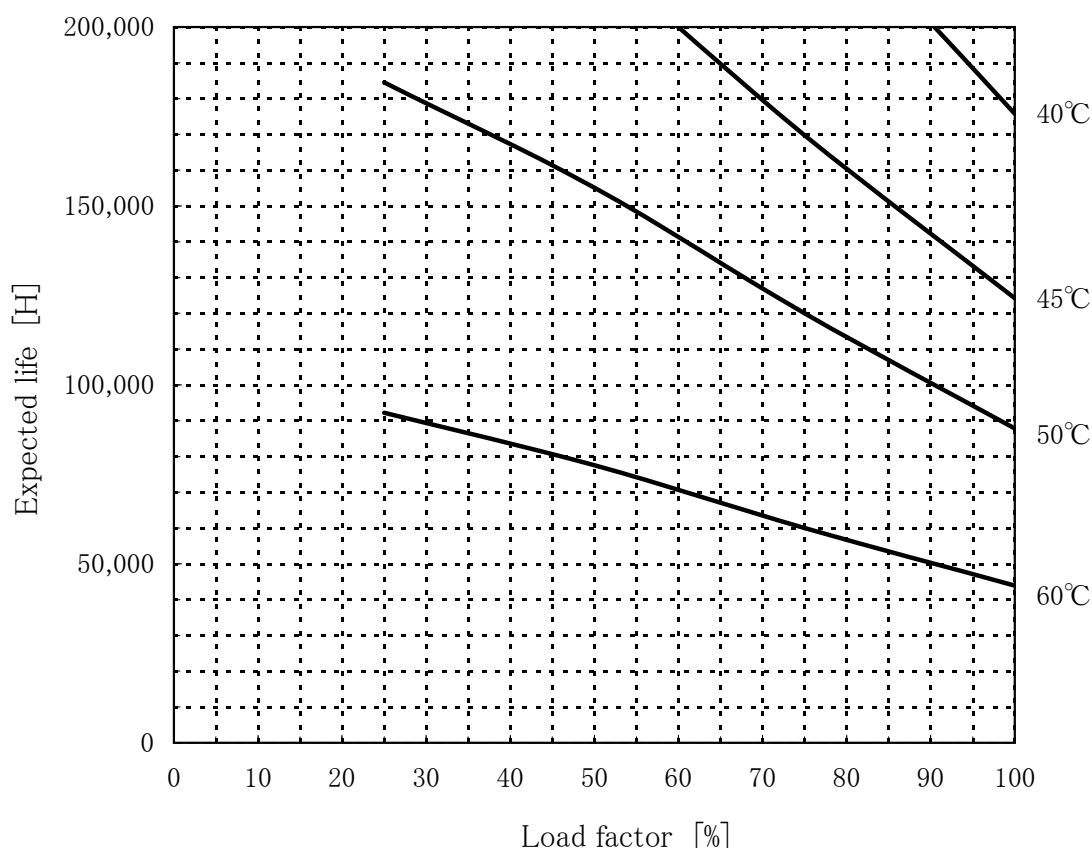


PLA15F-24 Expected Life : 推定寿命



- Above expected life time is calculated according our calculation standard.
上記推定寿命は、当社算出基準に従い算出したものです。
- Over the area of 100,000 hours, the degradation of sealing rubber, etc., is not included in the calculation.
10万時間以上の領域では、封ロゴムの劣化等の影響は、計算式には含まれていません。
- Please refer derating curve shown in instruction manual about the maximum value of ambient temperature.
周囲温度の上限は、取扱説明書のデレーティング表をご参照ください。

Conditions

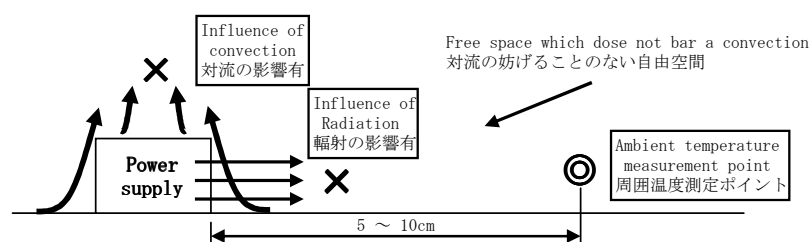
(1) Input voltage AC85~264V 60Hz

(2) Output voltage/
current

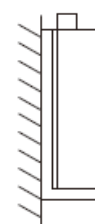
| DC OUTPUT | Load factor | | | |
|--------------|-------------|--------|-------|--------|
| | 100% | 75% | 50% | 25% |
| 24V | 0.7A | 0.525A | 0.35A | 0.175A |
| — | — | — | — | — |
| — | — | — | — | — |

(3) Cooling method Convection

(4) Mounting method Refer below



With the ambient temperature of graph, it measures in the enviroment of a figure.
グラフの周囲温度とは、図の環境で測定したものです。



Mounting method(C)